

UKULELE WEEK I

at the
Kingston Free Library 2014

Future dates!

July 9th, August 6th, August 20th, September 3rd, and on, and on...?
all on Wednesdays from 6 to 8pm



E-mail: mike.fabre68@gmail.com

Website: InBedByTen.Weebly.com

A young child says to his mother,
"Mom, when I grow up I'd like to be
a ukulele player."

She replies, "Well honey, you know
you can't do both."

Q. Why don't Ukulele players play
hide and seek?

A. Because no one will look for
them.

Poetry Hour:

I believe a leaf of grass is no less than the journey-work of the stars, And the pismire is equally perfect, and a grain of sand, and the egg of the wren, And the tree-toad is a chef-d'oeuvre for the highest, And the running blackberry would adorn the parlors of heaven, And the narrowest hinge in my hand puts to scorn all machinery, And the cow crunching with depress'd head surpasses any statue, And a mouse is miracle enough to stagger sextillions of infidels. ~ Walt Whitman

[She,] smiling, took him by the hand, And led him to the brink of heaven: He saw where systems whirling stand, Where galaxies like snow are driven. ~ John Davidson

In my room, the world is beyond my understanding; But when I walk, I see that it consists of three or four hills and a cloud.
~ Wallace Stevens

UKULELE RESOURCES

1000's of free printable song sheets from the Internet:

1. *In Bed By Ten* (our website): <http://inbedbyten.weebly.com/>
2. *Richard G's Ukulele Songbook*: www.scorpexuke.com/songs.html
3. *Dr. Uke's Songs*: www.doctoruke.com/songs.html
4. *Ukster Brown's Place*: <http://www.uksterbrown.com/song-sheets.html>
5. *Bytownukulele Group*: <http://www.bytownukulele.ca/Songs.aspx>

Buying a ukulele (and tuner):

Always compare two or three ukuleles. Never buy a uke just for price or looks, BUT compare prices between stores! BTW - you CAN negotiate prices in a store! Have the store tune them for you. Ask if there is anyone there that can play each so you can hear them. Strum each ukulele and listen for (1) the clarity of each note, (2) a general warmth of sound, and very, very importantly (3) the sustain (how prolonged the sound is). You want the ukulele to "ring out" for a while! Buy a ukulele that you are proud to own. Definitely buy a tuner (about \$20), and a case. Many times, if you buy from the Internet a ukulele can cost up to 30% less than in a store.

Decent inexpensive (under \$100) ukes to try: (1) Makala Dolphin or Shark -soprano, (2) Lanikai LU-21C -concert, (3) Lanikai LU-21P -soprano, (4) Kala Makala MK-T -tenor. (and many others)

Learning Chords and Chord Shapes:

As a general rule, you should use your first (pointer) finger for notes on the first fret, second finger for notes on the second fret, etc.

If you can ever find an easier way to play a chord, DO IT! For difficult chords, look at the music and see what chord you are coming from, or going to. This will often be helpful in learning what fingers need to be moved, or which can stay where they are.

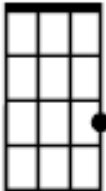
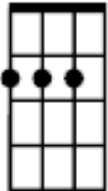

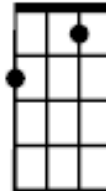
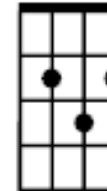
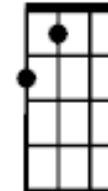
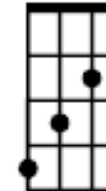
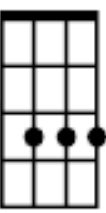
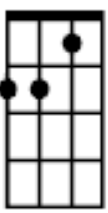
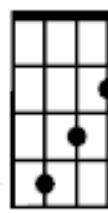
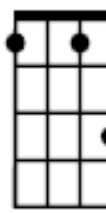
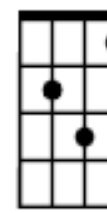
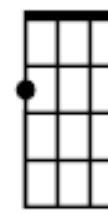
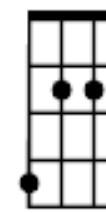

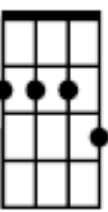
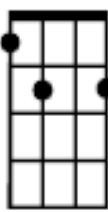
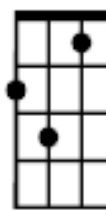
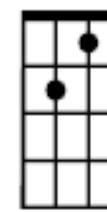

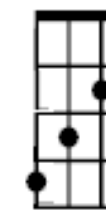
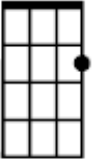
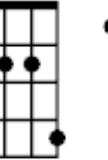
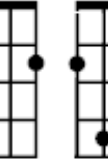
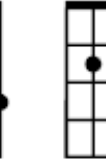
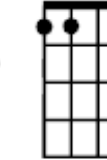
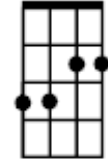

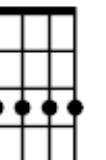
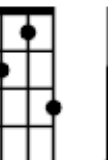
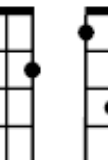
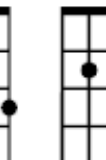
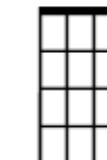
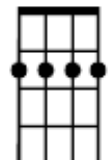

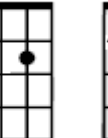

Learning chords requires muscle memory. It takes time. Start with easy songs and progress slowly. Eventually your fingers will do what you want, and learning new chords will become easier.

When in doubt, use the "Zen Chord" (aka: the IMC, the International Mute Chord).

Strumming the Ukulele:

DO NOT strum over the sound hole (as you would a guitar). DO Strum at the base of the neck. Generally, strum DOWN with the fingernail of your pointer finger, and strum UP with the pad of the same finger. DO NOT strum with you thumb!

Basic Ukulele Chords

C	D	E	F	G	A	B
						
Cm	Dm	Em	Fm	Gm	Am	Bm
						
C7	D7	E7	F7	G7	A7	B7
						
Cmaj7	Dmaj7	Emaj7	Fmaj7	Gmaj7	Amaj7	Bmaj7
						
Cm7	Dm7	Em7	Fm7	Gm7	Am7	Bm7
						
	D7	E7	← (The easy ways to play D7th & E7th chords)			
						

UKULELE Strumming Patterns

Beginners Strum: dududu (down up down up down up)
Swing Strum: DuDuDu (DOWN up DOWN up DOWN up))

The following information is from the Ukulele Hunt website at:
<http://ukulelehunt.com/2011/06/29/ukulele-strumming-patterns/>

(dashes indicate very slight pauses in the strumming patterns)

Pattern 1: d – d u – u d -

Pattern 2: d – d u – u d u

Pattern 3: d – d – d u d u

Pattern 4: d – d u d u d u

Pattern 5: d – d u

Pattern 6: d u x u

Pattern 7: d – d u – u d u- u d u – u d -

Pattern 8: d u D U d u D U

Pattern 9: d u x u d u x u

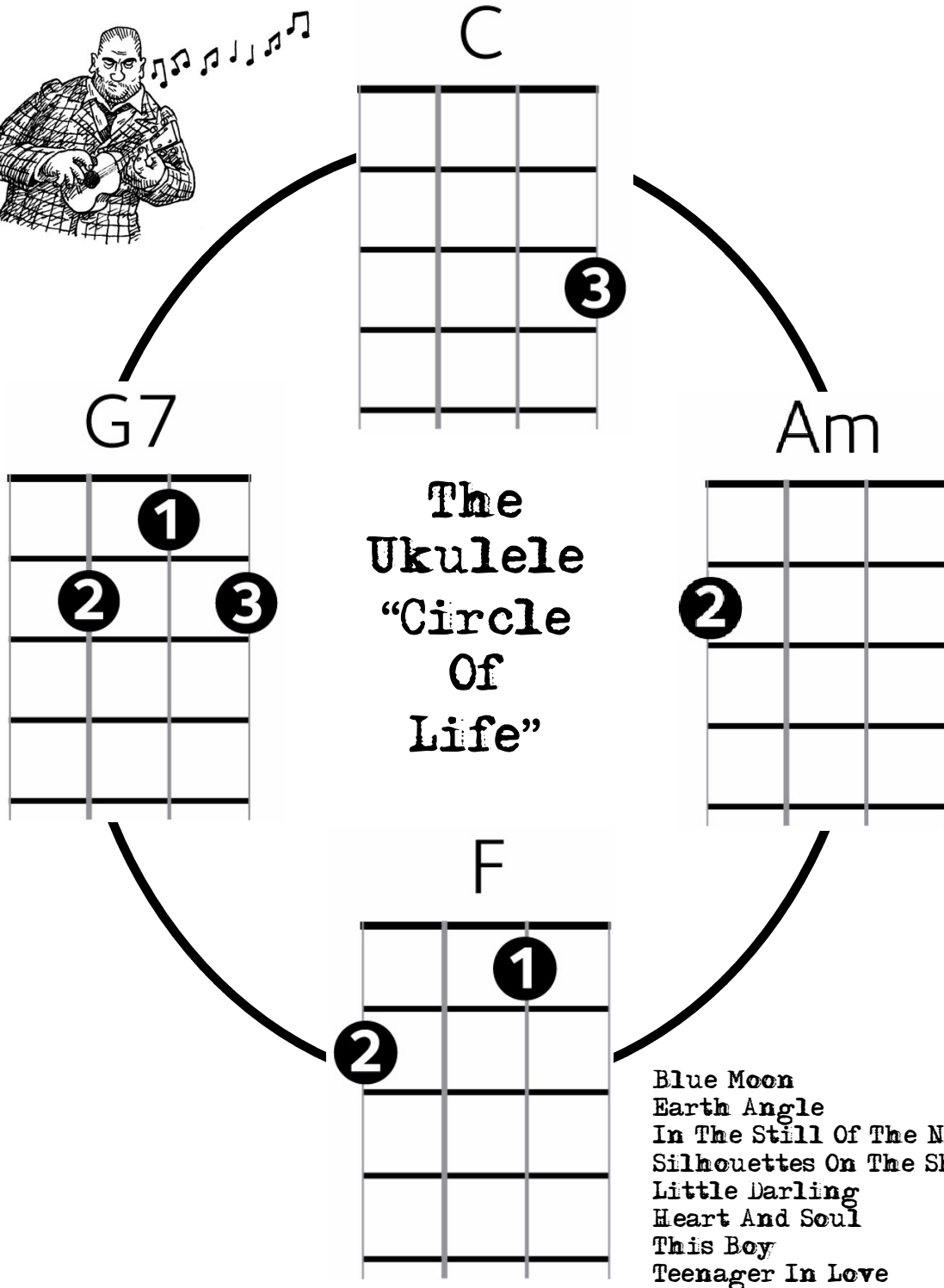
Pattern 10: –d – d – d – d

Pattern 11: – - d u – - d -

Pattern 12: d – d u d -


Pattern 13: d – d u d u

Start at “C” going around clockwise (C, Am, F, G7)
 Numbers indicate which fingers to use to make the chord




BLUE MOON
by Ella Fitzgerald

Blue [C] Moon [Am]
[F] You saw me [G7] standing [C] alone [Am]
[F] Without a [G7] dream in my [C] heart [Am]
[F] Without a [G7] love of my [C] own [Am] [F] [G7]
Blue [C] Moon [Am]
[F] You know just [G7] what I was [C] there [Am] for
[F] You heard me [G7] saying a [C] prayer [Am] for
[F] Someone I [G7] really could [C] care [Am] for [F] [G7]



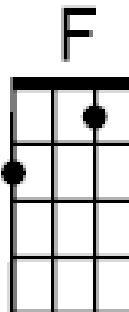
EARTH ANGEL
by The Four Seasons

Earth [C] Angel
Earth [Am] Angel
[F] Will you be [G7] mine?
[C] My darling [Am] dear
[F] Love you all the [G7] time.
[C] I'm just a [Am] fool
[F] A fool in [G7] love with [C] you.
[Am].. [F].. [G7]..



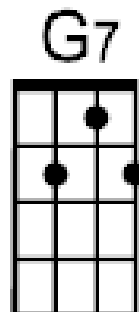
OH DONNA
by Richie Valens

[C] Oh, [Am] Donna [F] Oh, [G7] Donna
[C] Oh, [Am] Donna [F] Oh, [G7] Donna
[C] I had a [Am] girl
And [F] Donna was her [G7] name
[C] Since she [Am] left me
I've [F] never been the [G7] same
Cause I [C] love my [Am] girl
[F] Donna, oh [G7] where can you [C] be?
[Am].. [F].. [G7]..



IN THE STILL OF THE NIGHT
by The Five Satins

In the [C] still of the [Am] night
[F] I held you, [G7] held you tight
'Cause I [C] love, love you [Am] so
[F] Promise I'll never [G7] let you go
In the [C] still of the [Am] night
([F] In the [G7] still of the [C] night)



SILHOUETTES (ON THE SHADE)

by Herman's Hermits

[C] Took a [Am] walk and passed your [F] house [G7] late last [C] night
All the [Am] shades were pulled and [F] drawn [G7] way down [C] tight
From with-[Am]-in, the dim light [F] cast two [G7] silhouettes on the [C] shade
Oh what a [Am] lovely [F] couple they [G7] made

[C] Put his [Am] arms around your [F] waist, [G7] held you [C] tight
Kisses [Am] I could almost [F] taste [G7] in the [C] night
Wondered [Am] why I'm not the [F] guy who's [G7] silhouette's on the [C] shade
I couldn't [Am] hide the [F] tears in my [G7] eyes

LITTLE DARLIN'

by The Diamonds

Oh, little [C] darlin'
Oh, little [Am] darlin'
Oh-oh-oh [F] where ar-are [G7] you
My [C] love-a
I was [Am] wrong-a
To-oo [F] try
To lo-ove [G7] two
A-hoopa, a-hoopa, hoopa
Kno-ow [C] well-a
That my [Am] love-a
Was-a [F] justa fo-or [G7] you

HEART AND SOUL

by Frank Loesser

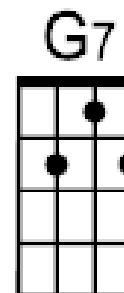
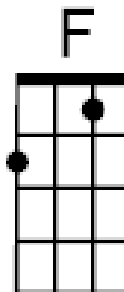
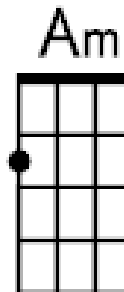

[C] Heart and [Am] soul, [F] I fell in [G7] love with you,
[C] Heart and [Am] soul, [F] the way a [G7] fool would do,
[C] Mad-[Am]-ly...
[F] Because you [G7] held me [C] tight,
And [Am] stole a [F] kiss in the [G7] night...

THIS BOY

by The Beatles

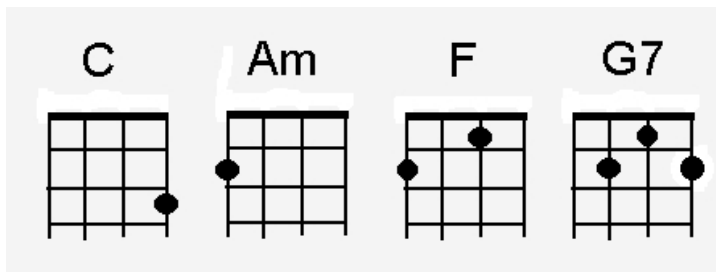
[C] That boy [Am] [F] took my [G7] love [C] away [Am]
[F] Though he'll re-[G7]-gret it some-[C]-day [Am]
But [F] this boy [G7] wants you back [C] again

[C] That boy [Am] [F] isn't [G7] good for [C] you [Am]
[F] Though he may [G7] want you [C] too [Am]
[F] This boy [G7] wants you back [C] again.



Teenager In Love

Dion and the Belmonts (Reached #5 on the Billboard pop charts. In May 1959)



[C] Each time we [Am] have a quarrel [F]
it almost [G7] breaks my heart
[C] Cause I am [Am] so afraid [F] that we will [G7] have to part
[C] Each night I [Am] ask the [F] stars up [G7] above
[C] Why must I [Am] be a teen-[F]ager in [G7] love

[C] One day I [Am] feel so happy [F] next day I [G7] feel so sad
[C] I guess I'll [Am] learn to take [F] the good [G7] with the bad
[C] Each night I [Am] ask the [F] stars up [G7] above
[C] Why must I [Am] be a teen-[F]ager in [G7] love

Chorus

*[F] I cried a [G7] tear for [F] nobody but [G7] you
[F] I'll be a [G7] lonely one if [F] you should say we're [G7]
through*

Well [C] if you want to [Am] make me cry
[F] that won't be so [G7] hard to do
And [C] if you [Am] say goodbye [F] I'll still go on [G7] loving you
[C] Each night I [Am] ask the [F] stars up [G7] above
[C] Why must I [Am] be a teen-[F]ager in [G7] love

This Land Is Your Land

REFRAIN

F C
This land is your land, this land is my land.

G7 C
From California, to the New York Island.

F C
From the Redwood Forest, to the Gulf Stream waters.

G7 C
This land was made for you and me.

F C
1. As I was walking that ribbon of highway,

G7 C
I saw above me an endless skyway.

F C
I saw below me a golden valley,

G7 C
This land was made for you and me. *To REFRAIN*

F C
2. I've roamed and rambled and I've followed my footsteps,

G7 C
To the sparkling sands of her diamond deserts

F C
And all around me a voice was sounding:

G7 C
This land was made for you and me. *To REFRAIN*

F C
3. The sun come shining as I was strolling.


G7 C
The wheat fields waving, and the dust clouds rolling

F C
As the fog was lifting a voice come chanting:

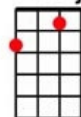
G7 C
This land was made for you and me. *To REFRAIN*

Chords
in this
song:

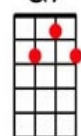
Cmaj



Fmaj



G7



IKO IKO

"**Iko Iko**" is a much-covered New Orleans song that tells of a parade collision between two "tribes" of Mardi Gras Indians and the traditional confrontation. The story tells of a "spy boy" (i.e. a lookout for one band of Indians) encountering the "flag boy" carrier for another "tribe." He threatens to "set the flag on fire."

Chorus

[C] Hey now (*hey now*) Hey now (*hey now*)
Iko iko un-[G7]-day. Jockomo feeno ah na nay
Jockomo feena [C] nay (repeat chorus x2)

[C] Look at my king all dressed in red
Iko Iko un-[G7]-day
I betcha five dollars he'll kill you dead
Jockomo feena [C] nay

chorus

[C] My spy dog see your spy dog
Sitting by the [G7] Bayou
My spy dog see your spy dog
Gonna set his tail on [C] fire

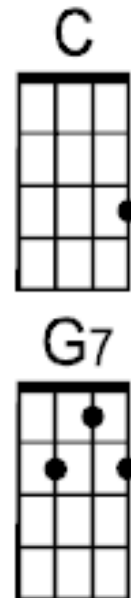
chorus

[C] My flag boy see your flag boy
Sitting by the [G7] Bayou
My flag boy see your flag boy
Gonna fix your chicken [C] wire

chorus

[C] My grandma see your grandma
Sitting by the [G7] fire
My grandma told your grandma
Gonna set your flag on [C] fire

chorus



Never Ending Song Of Love For You

By Delany & Bonnie 1971

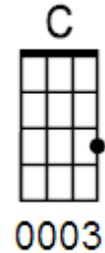
Strumming pattern: d - du ... d - du ... d - du ... (pattern #5)

[C arpegg] I've got a [C] never-ending love for [G] you

From now on that's all I want to [C] do

From the first time we met I [G] knew

I'd have a never-ending love for [C] you

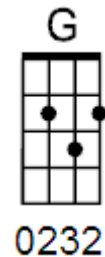


I've got a never-ending love for [G] you

From now on that's all I want to [C] do

From the first time we met I [G] knew

I'd sing my never-ending song of love for [C] you

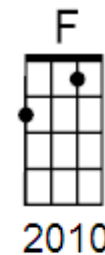


***After [F] all this time of being alone

We can [C] love one another, live for each other

From now [F] on

[G] Feels so good I can hardly stand it



[C] Never ending love for [G] you

From now [G] on that's all I want to [C] do

From the first time we met I [G] knew

I'd have a never-ending love for [C] you

(Out-tro) - I'd sing my [G] never-ending song of love for [C] you


Hey Good Lookin'

(Written and recorded by Hank Williams Sr., 1951.)

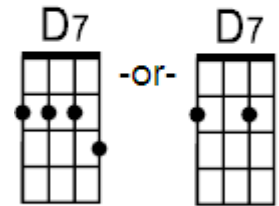
Strum Pattern: Swing Strum (or pattern #2)

(F) //// (G7) //// (C) //// (G7) ////

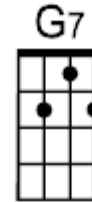
Say (C) hey, good lookin', whatcha got cookin'?
(D7) How's about cookin' (G7) somethin' up with (C) me? (G7)
(C) Hey, sweet baby, don't you think maybe
We could (D7) find us a (G7) brand new reci-(C)-pe? (C7)



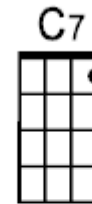
And (F) I know a spot right (C) over the hill.
(F) There's soda pop and the (C) dancin's free,
I got a (F) hot-rod Ford and a (C) two-dollar bill
So if you (D7) wanna have fun come a-(G7)-long with me.



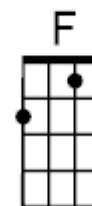
Say (C) hey, good lookin', whatcha got cookin'?
(D7) How's about cookin' (G7) somethin' up with (C) me?



I'm (C) free and ready, so we can go steady.
(D7) How's about savin' (G7) all your time for (C) me? (G7)
(C) No more lookin', I know I've been taken.
(D7) How's about keepin' (G7) steady compa-(C)-ny? (C7)



I'm gonna (F) throw my date-book (C) over the fence
And (F) find me one for (C) five or ten cents.
I'll (F) keep it 'til it's (C) covered with age
'Cause I'm (D7) writin' your name down on (G7) every pag



Say (C) hey, good lookin', whatcha got cookin'?
(D7) How's about cookin' (G7) somethin' up with (C) me?

Show Me The Way To Go Home

(Strum Pattern: Swing Strum)

C
Show me the way to go home,

F C
I'm tired and I want to go to bed.

I had a little drink about an hour ago

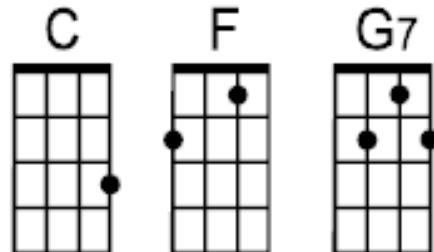
G7
And it went right to my head,

C
No matter where I roam,

F C
On land or sea or foam,

You will always hear me singing this song

G7 C
Show me the way to go home.



An intellectual version of the above...

Indicate the direction of my abode,
I'm fatigued and I want to repose.
I had liquid refreshments sixty minutes ago
And it's gone straight to my cerebellum
Where ever I may perambulate
On land or sea or agitated water
You can always hear me singing this melody
Indicate the direction of my abode

YES SIR, THAT'S MY BABY!

Composed by Walter Donaldson Lyrics by Gus Kahn 1925

G

Who's that coming down the street?

D7

Who's that looking so petite?

G D7

Who's that coming down to meet me here?

G

Who's that you know who I mean,

D7

Sweetest "who" you've ever seen,

A7

D7

I could tell him (her) miles away from here.

G

Yes sir, that's my baby

D7

No sir, I don't mean maybe

G D7

Yes sir, that's my baby now

G

Yes, ma'am, we've decided

D7

No ma'am, we won't hide it

G

Yes, ma'am, you're invited now

G7

C

Oh by the way, oh by the way

A7

D7

When we reach the preacher I'll say (with feeling!)

G

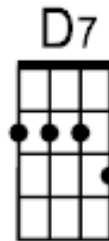
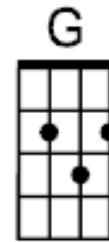
Yes sir, that's my baby

D7

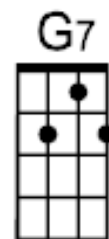
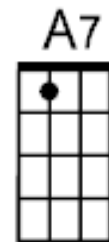
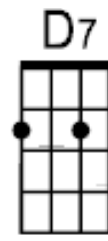
No sir, I don't mean maybe

G

Yes sir, that's my baby now!



-OR-




Somewhere Over the Rainbow

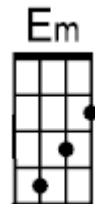
by E.V. Harburg and Harold Arlen

Strum Pattern #2: d - du - udu

[C] Somewhere [Em] over the rainbow
[F] Way up [C] high
[F] There's a [C] land that I heard of
[G7] Once in a lulla-[C]-by

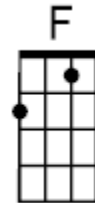


[C] Somewhere [Em] over the rainbow
[F] Skies are [C] blue
[F] And the [C] dreams that you dare to
[G7] Dream really do come [C] true

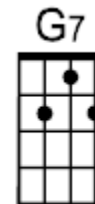


Chorus:

Some [C] day I'll wish upon a star
And [G7] wake up where the clouds
are far be-[F]-hind me
Where [C] troubles melt like lemon drops
A-[G7]-way above the chimney tops
That's [Am] where you'll [F] find me

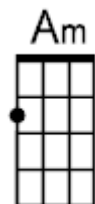


[C] Somewhere [Em] over the rainbow
[F] Bluebirds [C] fly
[F] Birds fly [C] over the rainbow
[G7] Why then, oh why can't [C] I?



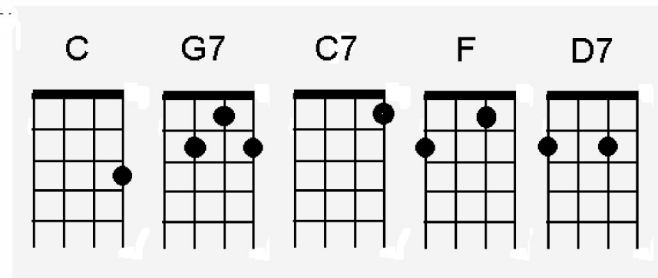
Ending:

[C] If happy little bluebirds fly
Be-[G7]-yond the rainbow
Why, oh [F] why [G7] can't [C] I?



Bring Me Sunshine

Sylvia Dee and Arthur Kent 1966?



C **G7**
Bring me Sunshine, in your smile,
C
Bring me Laughter, all the while,
C7 **F**
In this world where we live, there should be more happiness,
D7 **G7**
So much joy you can give, to each brand new bright tomorrow,

G7 **C** **G7**
Make me happy, through the years,
C
Never bring me, any tears,
C7 **F**
Let your arms be as warm as the sun from up above,
D7 **G7** **C**
Bring me fun, bring me sunshine, bring me love.

C **G7**
Bring me Sunshine, in your eyes,
C
Bring me rainbows, from the skies,
C7 **F**
Life's too short to be spent having anything but fun,
D7 **G7**
We can be so content, if we gather little sunbeams,

C **G7**
Be light-hearted, all day long,
C
Keep me singing, happy songs,
C7 **F**
Let your arms be as warm as the sun from up above,
D7 **G7** **C**
Bring me fun, bring me sunshine, bring me love.