

Write a letter or letters for most consonant and short-vowel sounds (phonemes).

Capital Letter Formation

You can say these direction words as you and your students practice writing the capital letters (just as they are said in the **Letter Pictures** activities or on the *ABCs and Such* DVD).

- A: Slant down, slant down, across. Capital *A*.
- B: Down, up, curve around, curve around. Capital *B*.
- C: Curve around. Capital *C*.
- D: Down, up, curve around. Capital *D*.
- E: Across, down, across, across. Capital *E*.
- F: Across, down, across. Capital *F*.
- G: Curve around, in. Capital *G*.
- H: Down, down, across. Capital *H*.
- I: Down, across, across. Capital *I*.
- J: Down, curve up. Capital *J*.
- K: Down, slant down, slant down. Capital *K*.
- L: Down, across. Capital *L*.
- M: Down, lift, slant down, slant up, down. Capital *M*.
- N: Down, lift, slant down, up. Capital *N*.
- O: Curve around. Capital *O*.
- P: Down, up, curve around. Capital *P*.
- Q: Curve around, lift, slant down. Capital *Q*.
- R: Down, up, curve around, slant down. Capital *R*.
- S: Curve around, curve around. Capital *S*.
- T: Down, lift, across. Capital *T*.
- U: Down, curve up. Capital *U*.
- V: Slant down, slant up. Capital *V*.
- W: Slant down, slant up, slant down, slant up. Capital *W*.
- X: Slant down, slant down. Capital *X*.
- Y: Slant down, slant down, down. Capital *Y*.
- Z: Across, slant down, across. Capital *Z*.

Lowercase Letter Formation

You can say these direction words as you and your students practice writing the lowercase letters (just as they are said in the **Letter Pictures** activities or on the *Letter Sound Songs* DVD).

- a: Over, around, up, down. Lowercase *a*.
- b: Down, up, curve around. Lowercase *b*.
- c: Up, over, around, up. Lowercase *c*.
- d: Over, around, up high, down. Lowercase *d*.
- e: Across, up, around, up. Lowercase *e*.
- f: Up, over, down, lift, cross. Lowercase *f*.
- g: Over, around, up, down below, curve up. Lowercase *g*.
- h: Down, up, curve over, down. Lowercase *h*.
- i: Down, lift, dot. Lowercase *i*.
- j: Down below, curve up, lift, dot. Lowercase *j*.
- k: Down, lift, slant in, slant out. Lowercase *k*.
- l: Down. Lowercase *l*.
- m: Down, up, curve over, down, up, curve over, down. Lowercase *m*.
- n: Down, up, curve over, down. Lowercase *n*.
- o: Over, around, close. Lowercase *o*.
- p: Down below, up, curve around. Lowercase *p*.
- q: Over, around, up, down below, curve up. Lowercase *q*.
- r: Down, up, curve over. Lowercase *r*.
- s: Up, over, curve around, curve around. Lowercase *s*.
- t: Down, lift, cross. Lowercase *t*.
- u: Down, curve up, down. Lowercase *u*.
- v: Slant down, slant up. Lowercase *v*.
- w: Slant down, slant up, slant down, slant up. Lowercase *w*.
- x: Slant down, slant down. Lowercase *x*.
- y: Slant down, slant down below. Lowercase *y*.
- z: Across, slant down, across. Lowercase *z*.

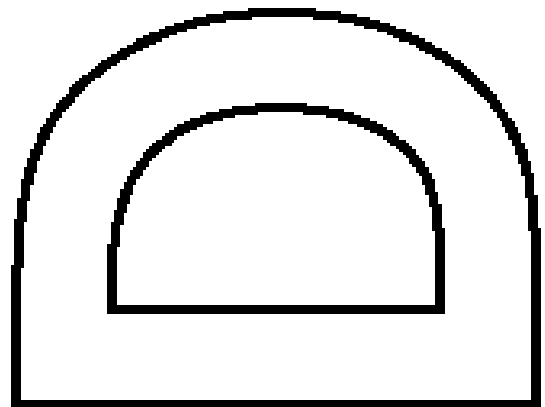
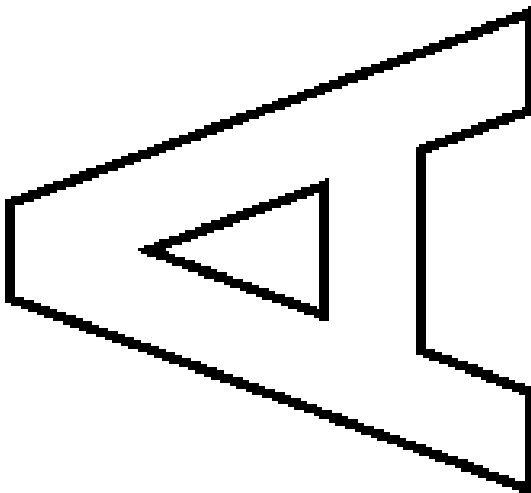
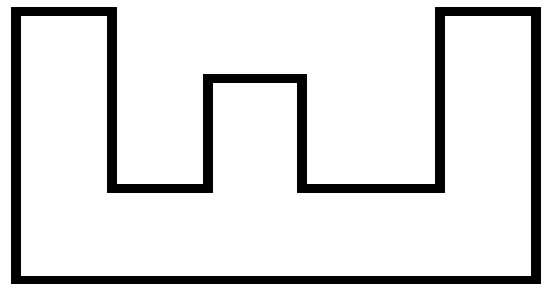
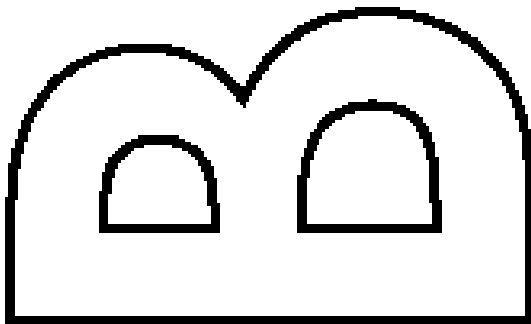
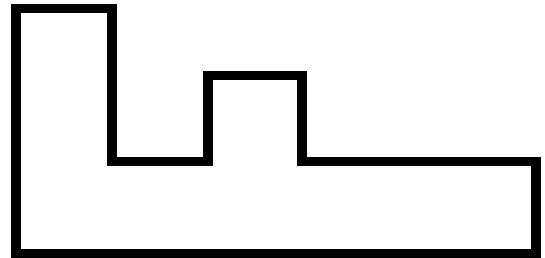
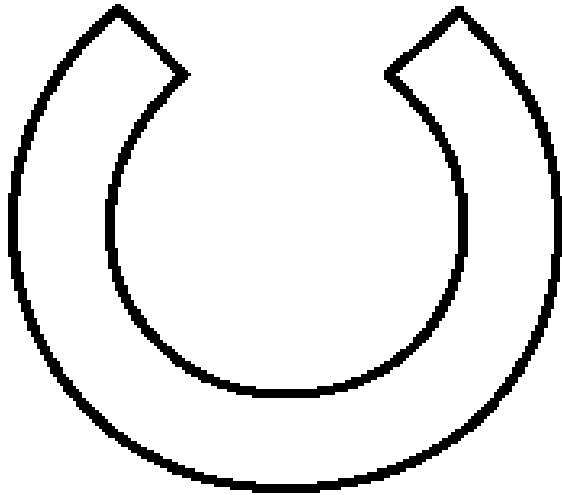
Block Letter Chart: Capital

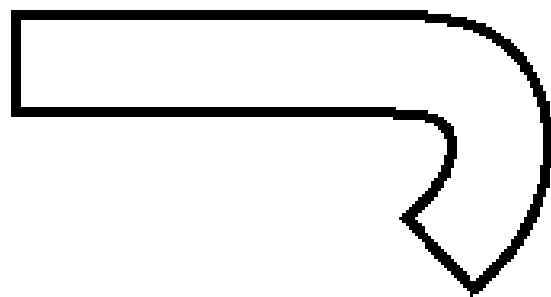
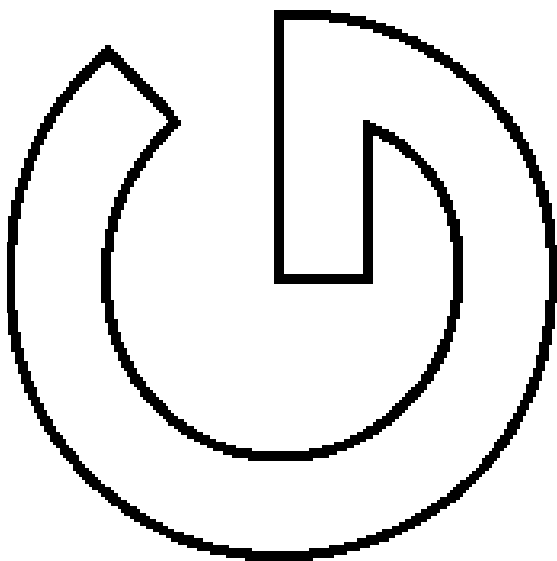
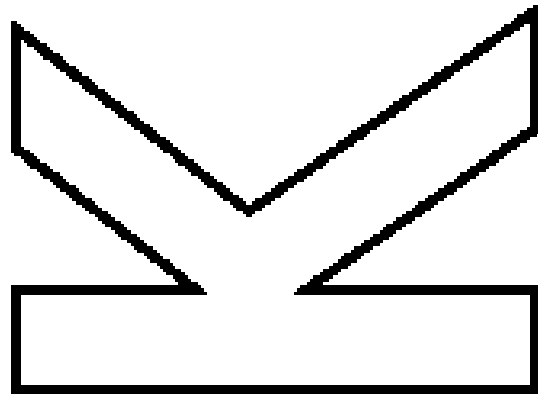
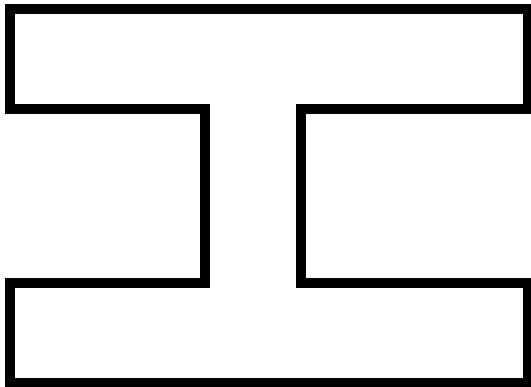
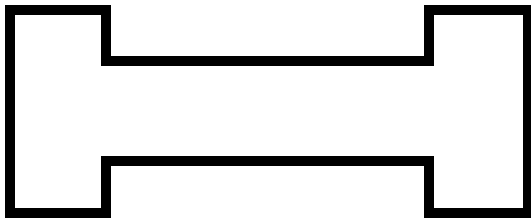
A B C D E F
G H I J K L M
N O P Q R S T
U V W X Y Z

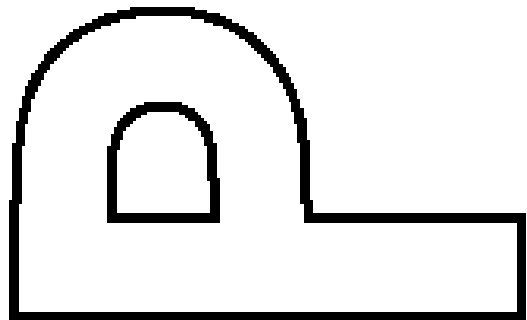
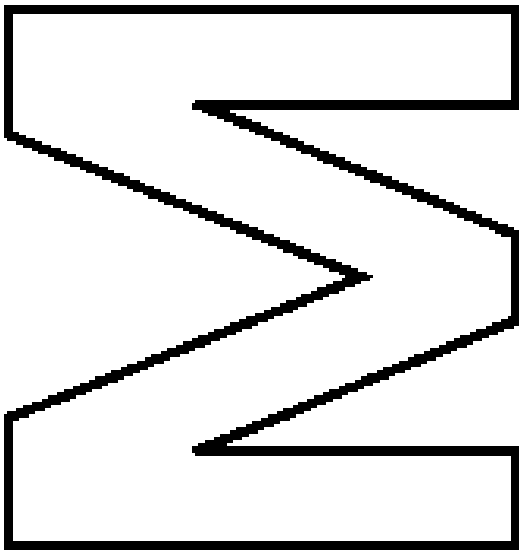
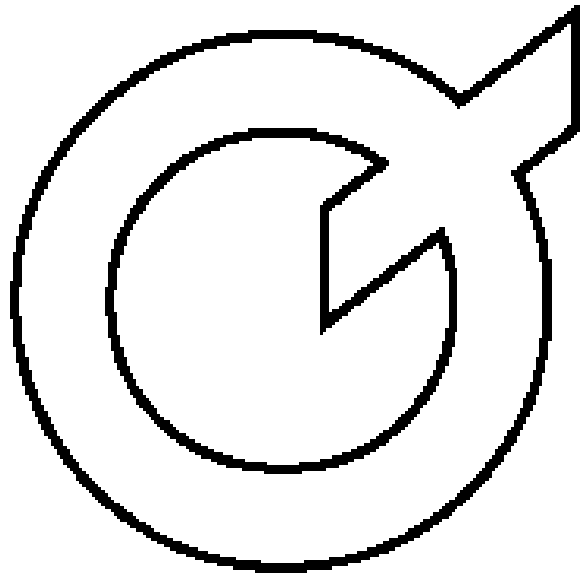
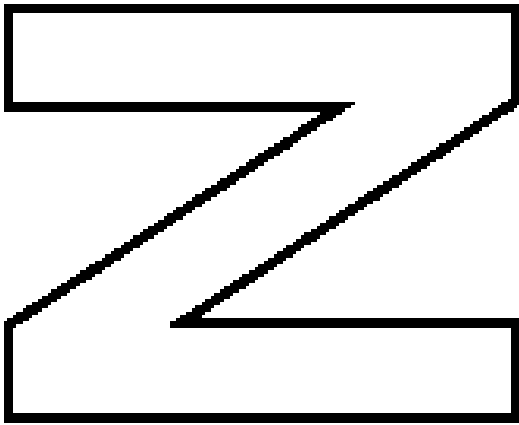
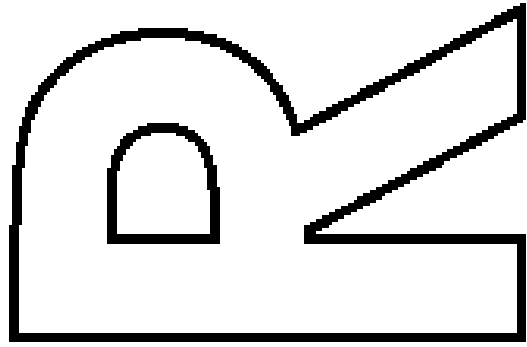
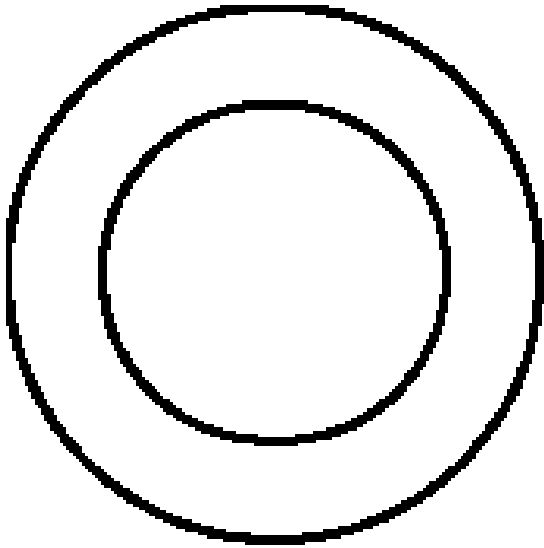
Block Letter Chart: Lowercase

u v w x y z
n o p q r s t
g h i j k l m
a b c d e f

Capital Block Letters







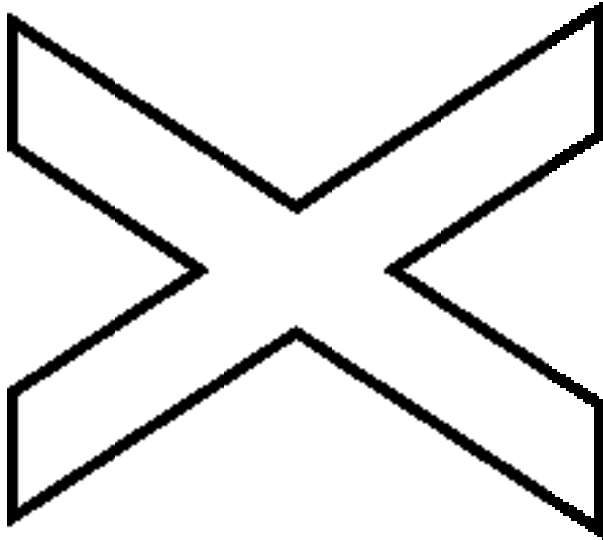
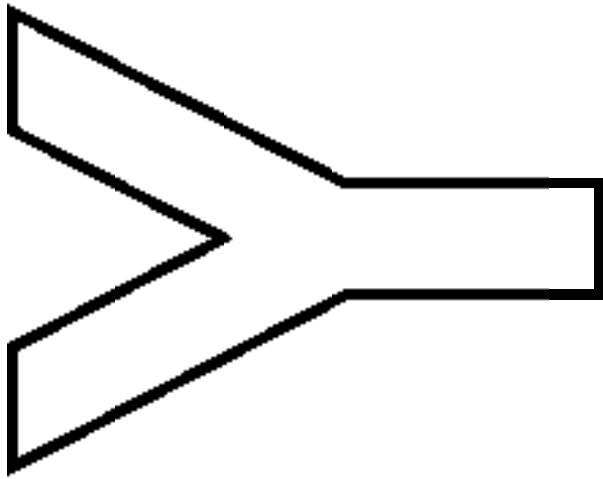
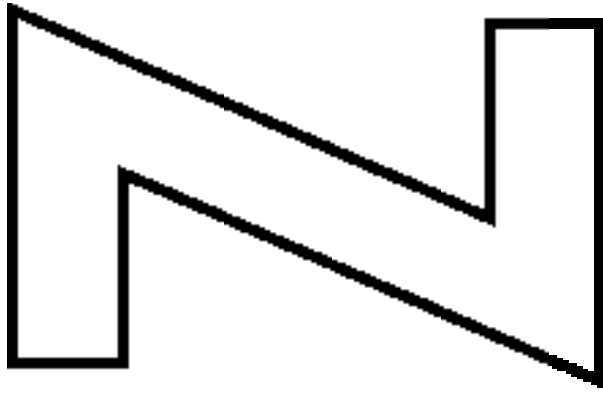
U

T


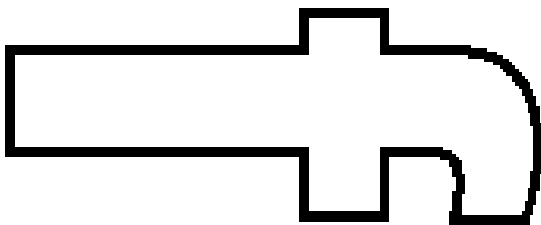
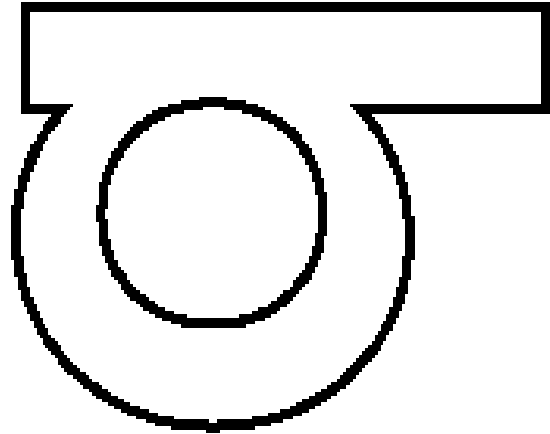
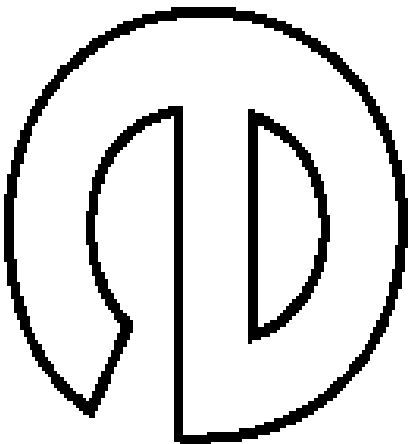
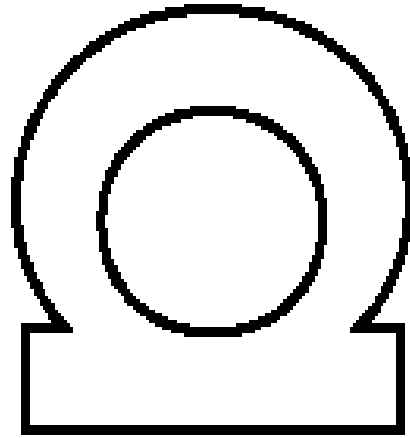
S


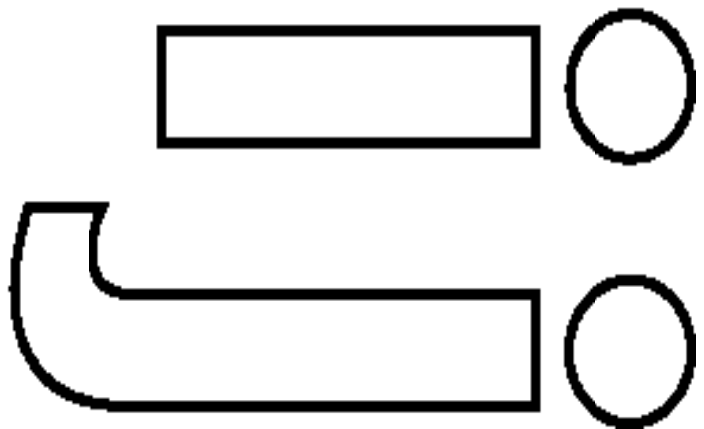

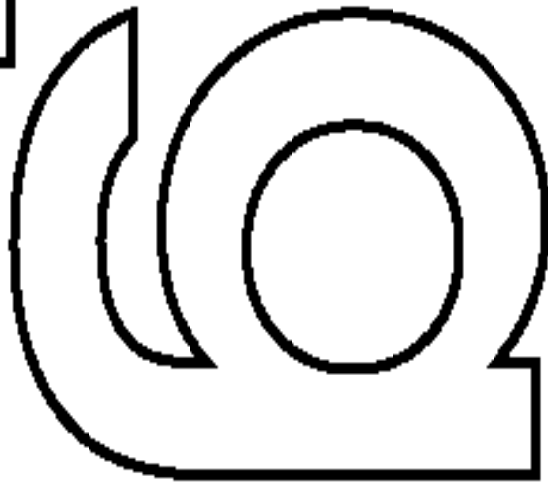

W

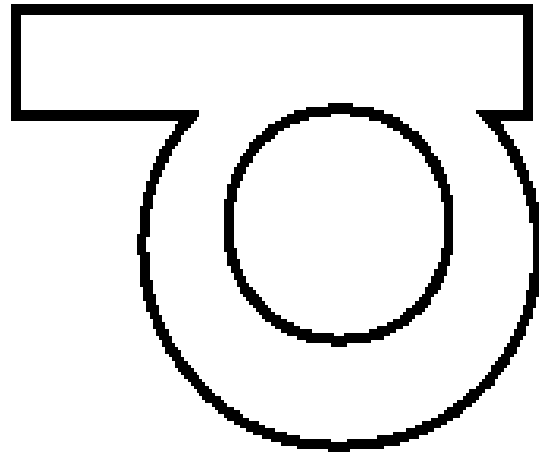
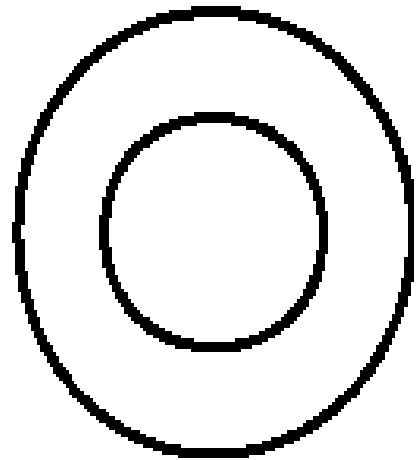

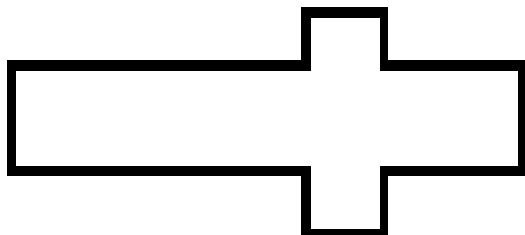
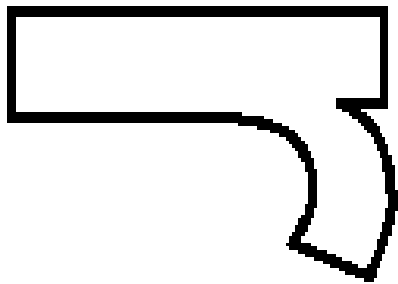
V



Lowercase Block Letters







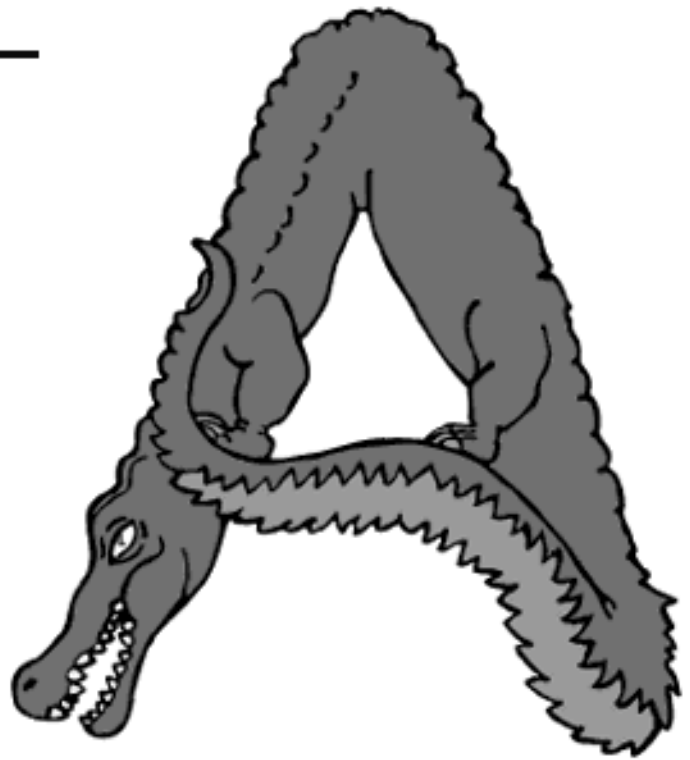
Z Y X

W V U

Letter Picture Handwriting Worksheets: Capital

Name _____

A



A A A A A A A


A

APPLE AT

AS ALLIGATOR

Name _____

B



B B B B B B B

B

BLUEBIRD

BUBBLES

BATHS

Name _____

C



C C C C C C C

C

CAKE

CAN

CATERPILLAR

Name _____

D



D D D D D D D

D

DIDDLE


DOG

DISH

DINOSAUR

Name _____

E



E E E E E E E E

E


ELEPHANT

ED

EDNA

Name _____

F



F F F F F F F

F

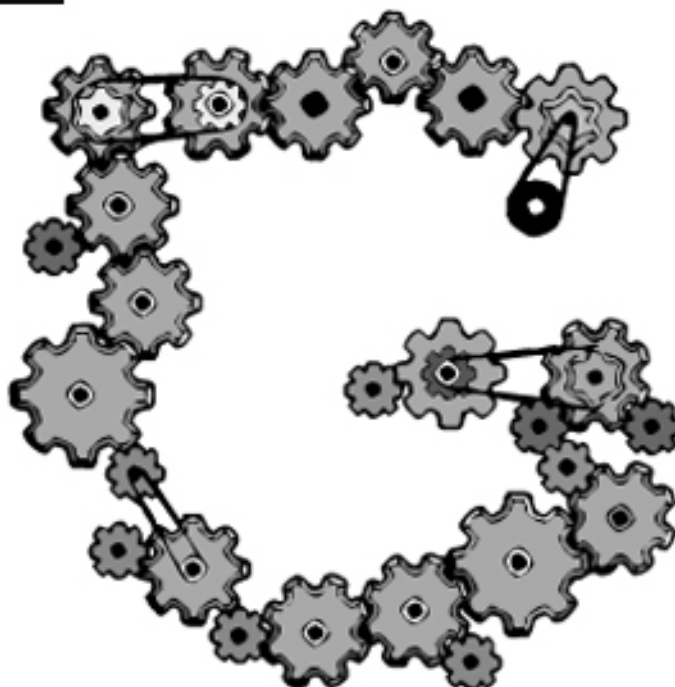
FARMER

FLAG

FRED

Name _____

G



G G G G G G G

G


GEARS

GO

GOLDFISH

Name _____

H



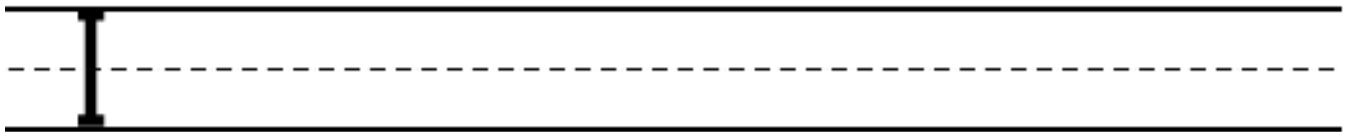
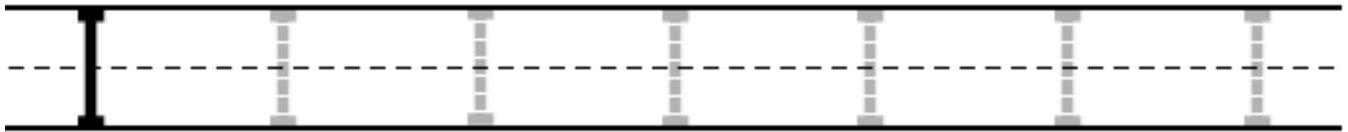
H H H H H H H

H

HUS HOT DOG

HAVE HORSES

Name _____



ILL IN

IGUANA

Name _____

J



J J J J J J J

J

JACK JILL

JESTER

Name _____

K



K K K K K K K

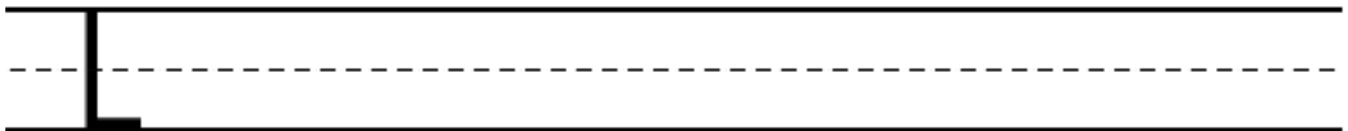
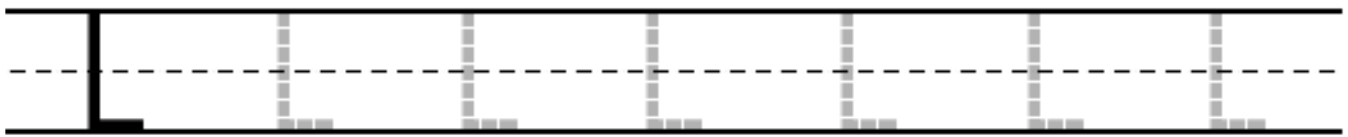
K

KITTENS

KING

KARATE

Name _____



LITTLE

LAMB

LEPRECHAUN

Name _____

M



M M M M M M M M M

M


MISS

MUFFET

MOUNTAIN

Name _____

N



N N N N N N N N

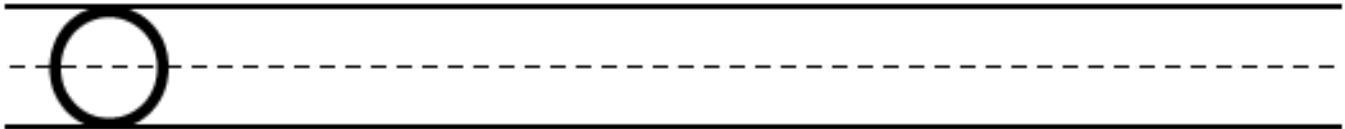
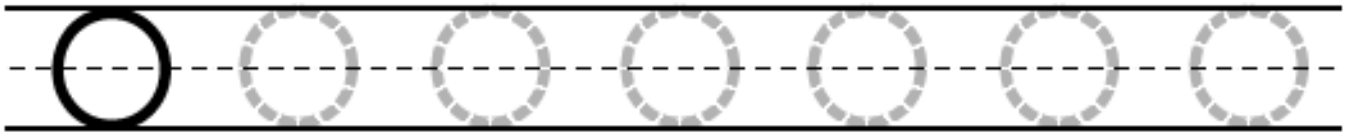

N

NOSE

NEWT

NOON

Name _____

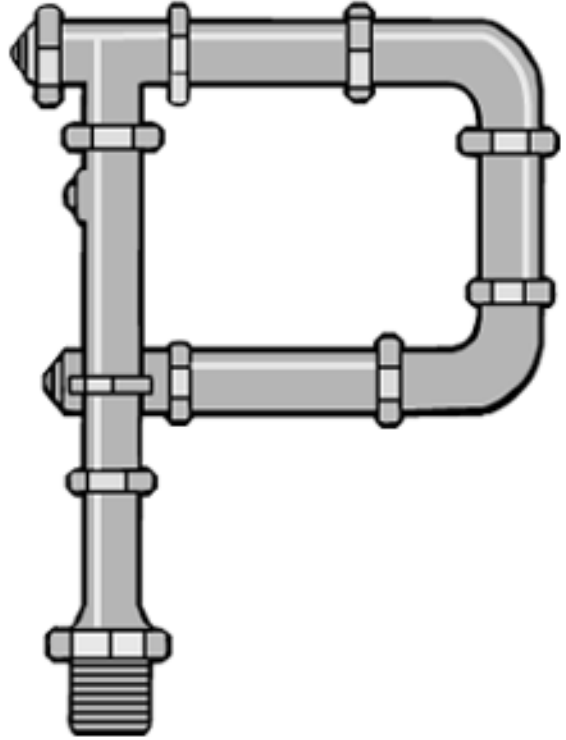


ON OFF

OCTOPUS

Name _____

P



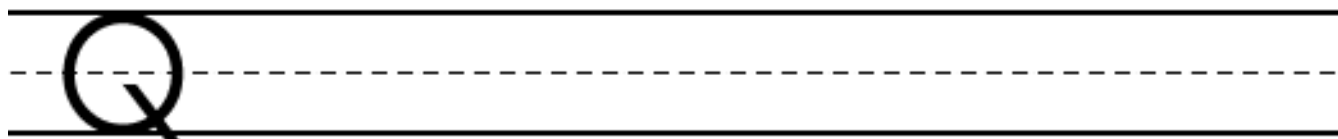
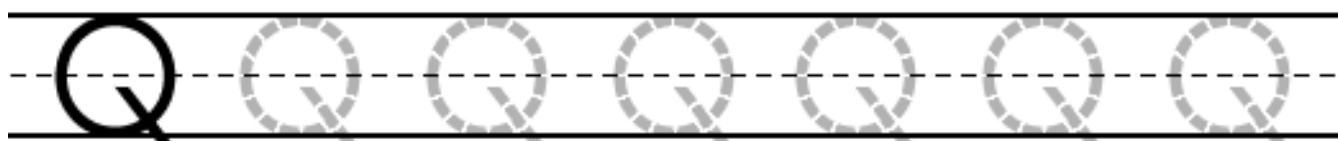
P P P P P P P

P

PIG PIPES

PAGE

Name _____



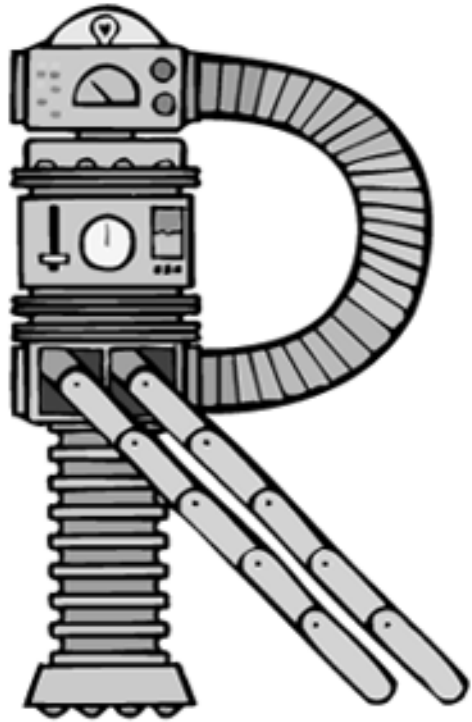
QUACK

QUEEN

QUILT

Name _____

R



R R R R R R R R

R


RABBIT

ROBOT

RADISHES

Name _____

S



S S S S S S S

S

SPIDER

SPOUT

SUN

SNAKE

Name _____



T

T T T T T T T

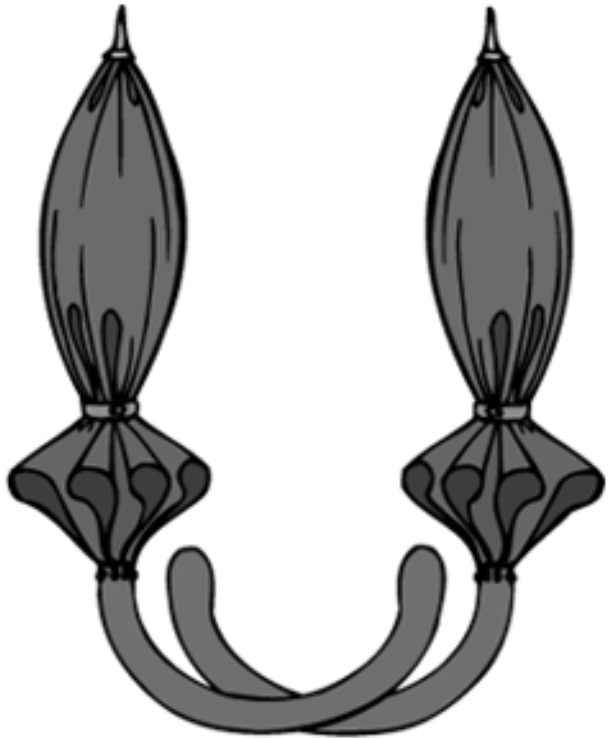
T

TORTILLAS TASTE

TOTEM POLE

Name _____

U



U U U U U U U

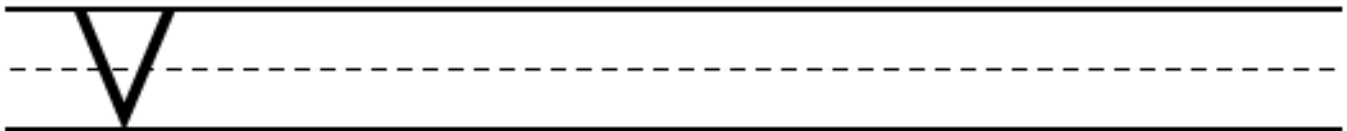
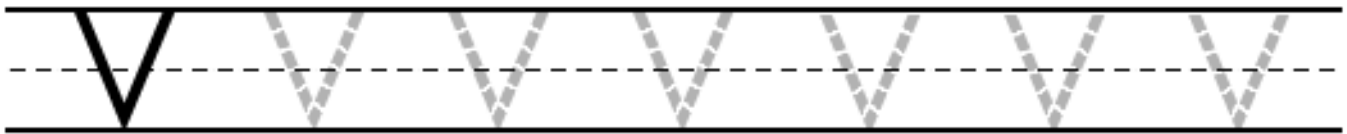
U

UP

UMBRELLA

UNCLE

Name _____

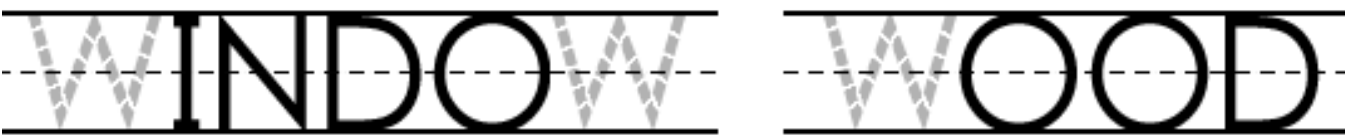
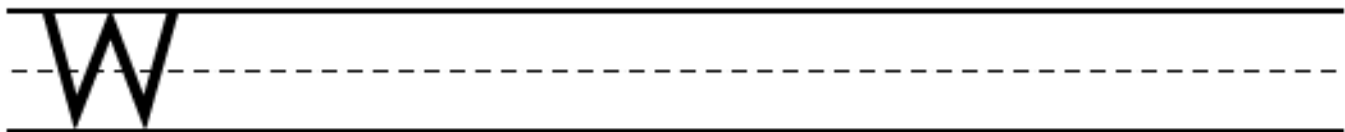
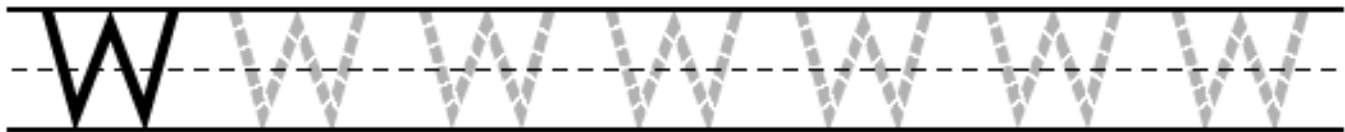


VALENTINE

VIOLIN

VIOLETS

Name _____



Name _____

X



X X X X X X X

X

FOX BOX

XRAY

Name _____

Y



Y Y Y Y Y Y Y

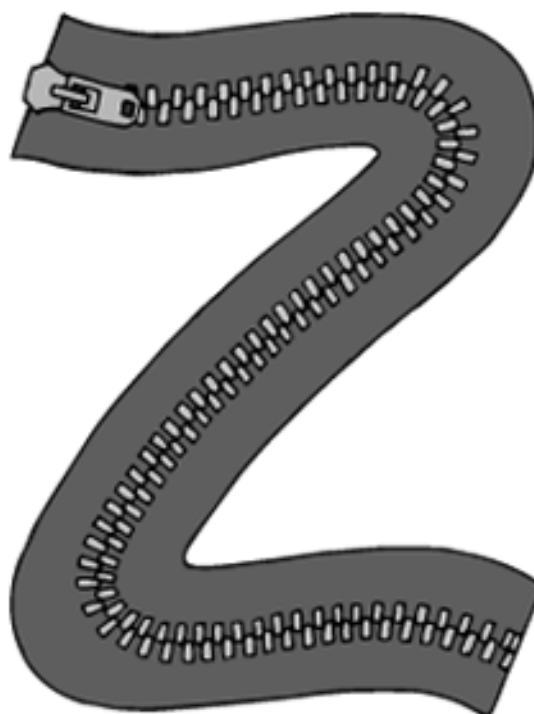
Y

YANKEE YAK

YELLOW

Name _____

Z



Z Z Z Z Z Z Z

Z

ZIMBA ZAYA

ZAY ZULU ZIPPER

Letter Picture Handwriting Worksheets: Lowercase

Name _____

a



a a a a a a a

a

apples

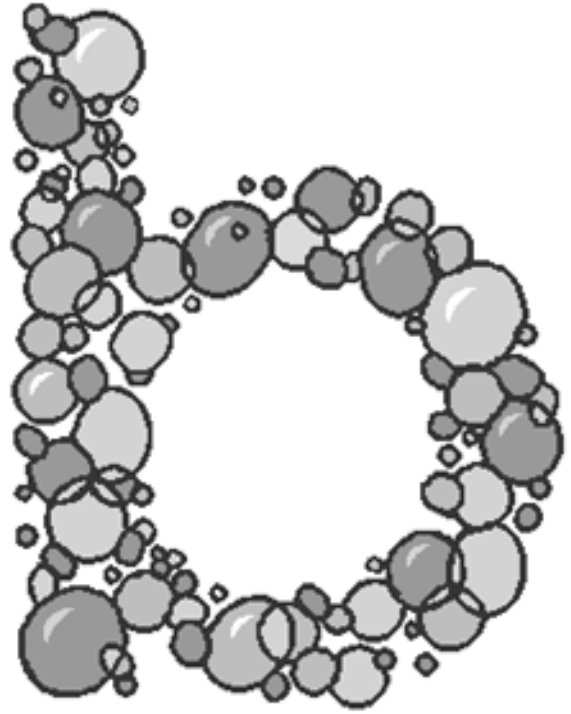
act

as

acrobats

Name _____

b



b b b b b b b

b

bluebirds


bathe

bubble

baths

Name _____

C



C C C C C C C

C

cookie

crumbly

crunchy

crunch

Name _____

d



d d d d d d d

d


doggie

digging

daisy

Name _____

e



e e e e e e e

e

e l e p h a n t s

e x e r c i s e e

e g g s

Name _____

f



f f f f f f f

f


flips

flapjacks

farmer

Name _____

g



g g g g g g g

g

goldfish


gobble

green

gumdrops

Name _____

h



h h h h h h h

h

horses

hats

hollyhocks

Name _____

i



i i i i i i i

i

iguana in

igloo inn

Name _____

j



j j j j j j j


j

juggling jiggly

jelly beans

Name _____

k



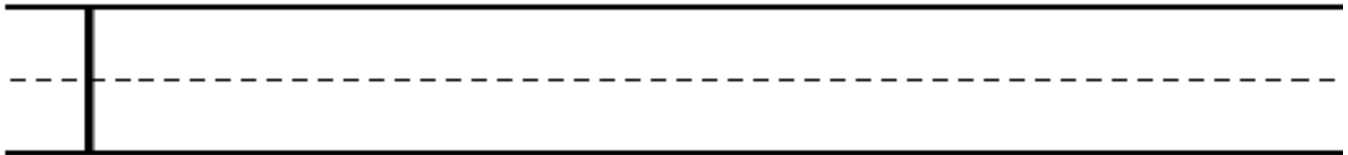
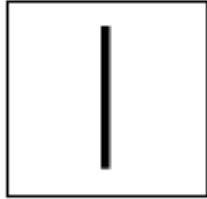
k k k k k k k

k

kitten karate

kicks

Name _____



littl

lamb


likes

lollipop

licks

Name _____

m



m m m m m m m m m

m

magical

muffins

moon

Name _____

n



n n n n n n n

n

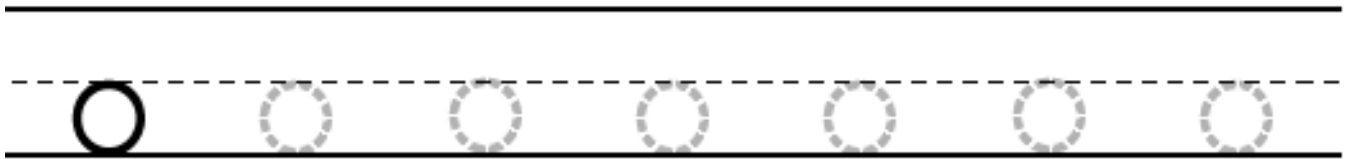
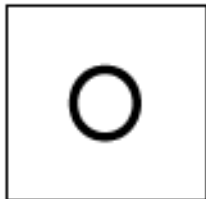
n

n

n

n

Name _____



o c t o p u s

o n s t a g e

o f f

Name _____

p



p p p p p p p

p

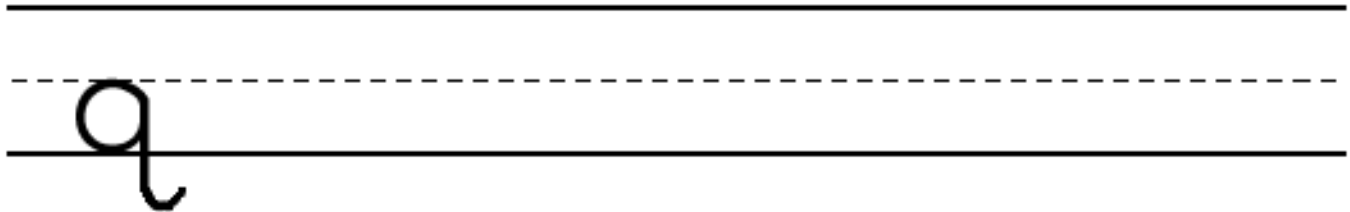

piggy

painting

piglets

page

Name _____



quartet

quacking

quilt

Name _____

r



r r r r r r r r

r

radishes

running

robot

Name _____

S



S S S S S S S S

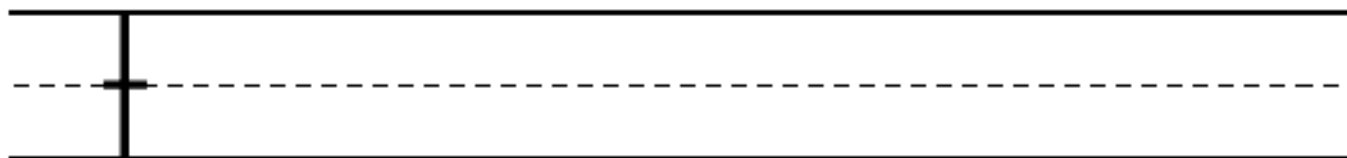
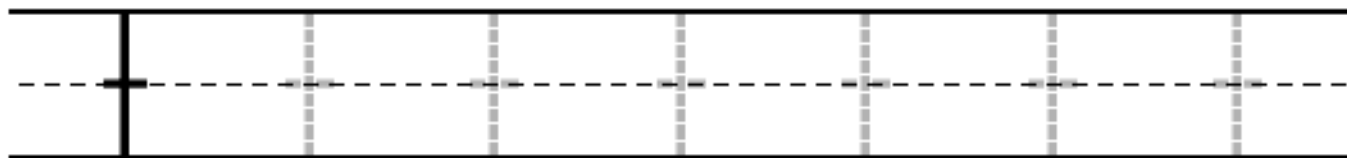
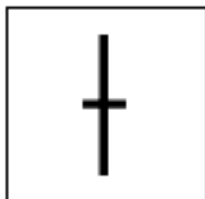
S

sea horse

swimming

sea

Name _____



turtles

taste

torillas

tasily

Name _____

u



u u u u u u u

u

uncle umbrella

upside down

Name _____



v v v v v v v

v

violet

valentines

violin

Name _____

W



W W W W W W W

W

wears

wacky

wigs

Name _____

X



X X X X X X X

X

fox

sax

six

Name _____

y



y y y y y y y

y

yoo-hoo

yell

yellow

yaks

Name _____

z



z z z z z z z z z z

z

zebras

zigzag

zipper

Home Letter Practice Worksheets

Alma

O O O O O

O O O O O

O O O O O

O O O O O

O O O O O

O O O O O

Alma

b b b b b

b b b b b

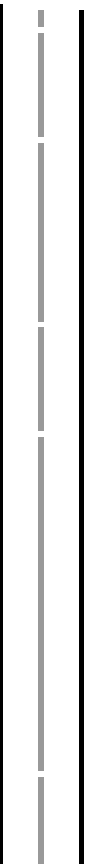
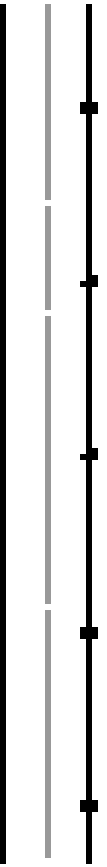
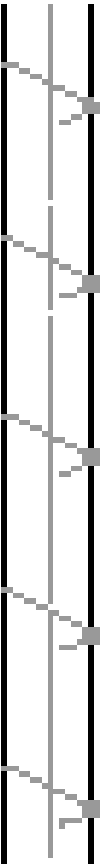
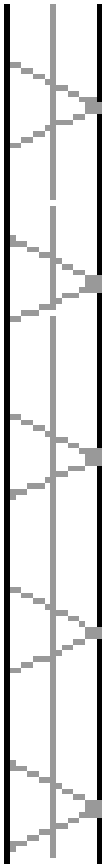
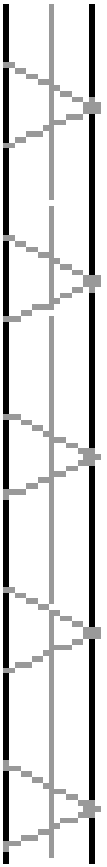
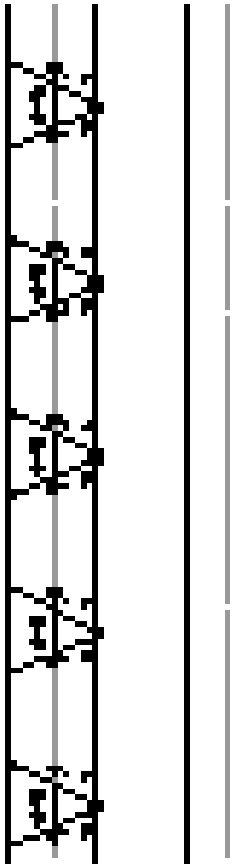
b b b b b

b b b b b

b b b b b

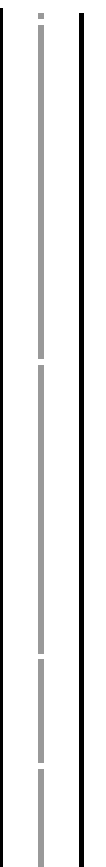
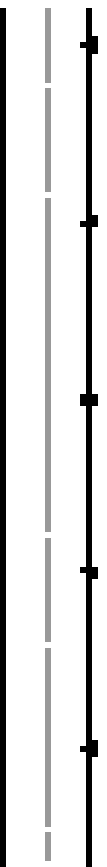
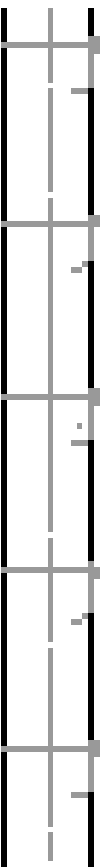
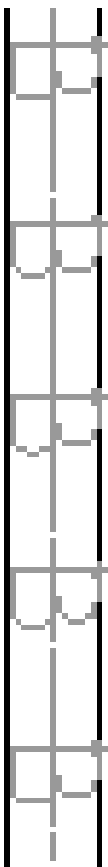
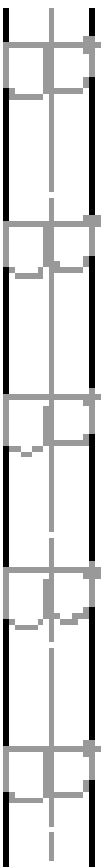
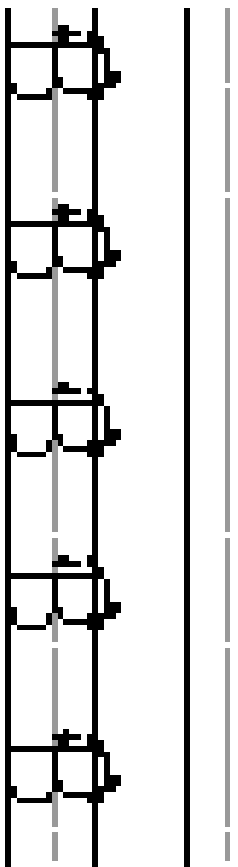
b b b b b

Alone



A: "Slant down, slant down, across. Capital A."

Alone



BB

Names _____

c c c c c

c c c c c

c c c c c

c c c c c

• • • • •

Names _____

d d d d d

d d d d d

d d d d d

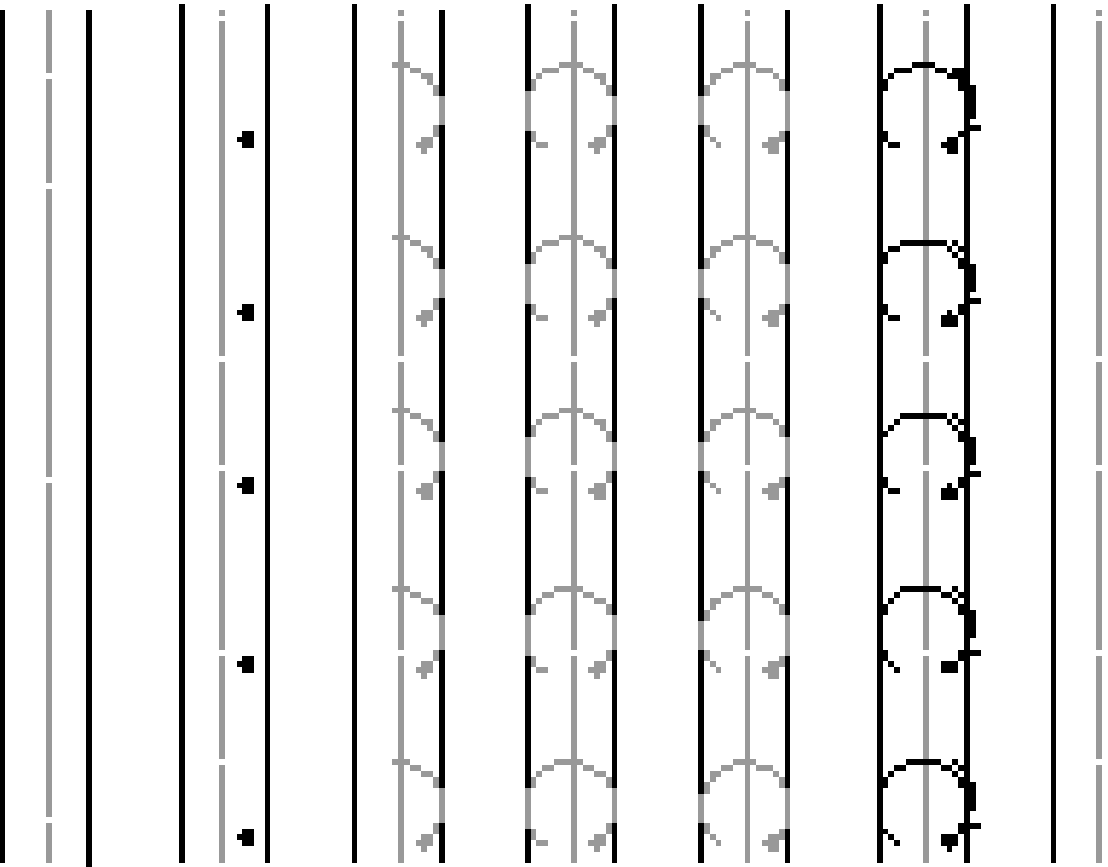
d d d d d

• • • • •

c: "Up, over, around, up. Lowercase c."

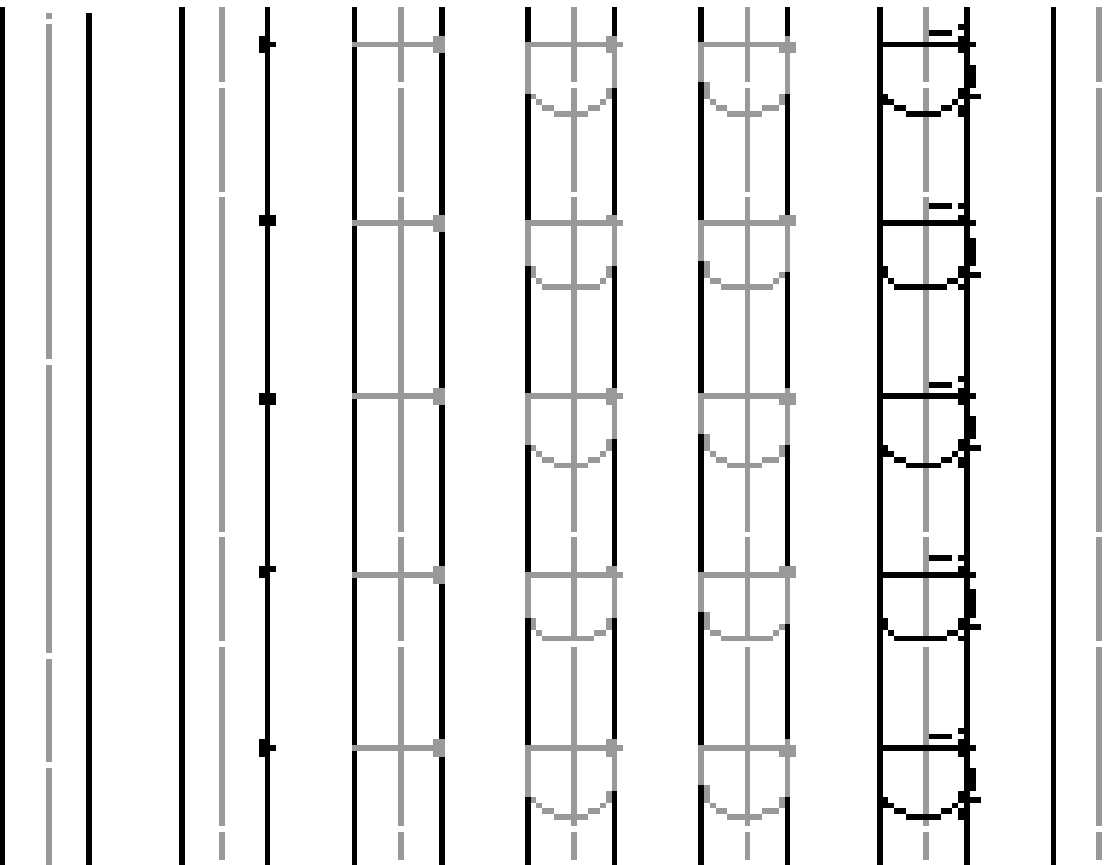
d: "Over, around, up high, down. Lowercase d."

Name _____



C: "Curve around. Capital C."

Name _____



D: "Down, up, curve around. Capital D."

Mama

e e e e e

e e e e e

e e e e e

e e e e e

e e e e e

Blank handwriting lines for practice.

e: "Across, up, around, up. Lowercase e."

Mama

f f f f f

f f f f f

f f f f f

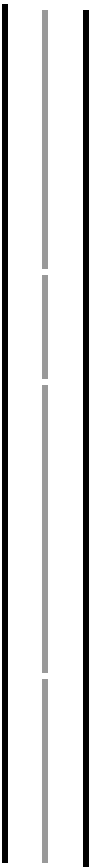
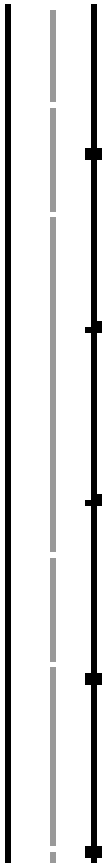
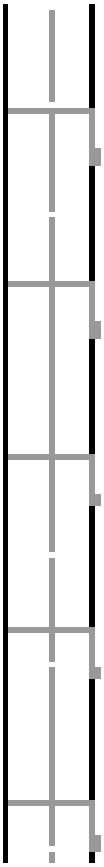
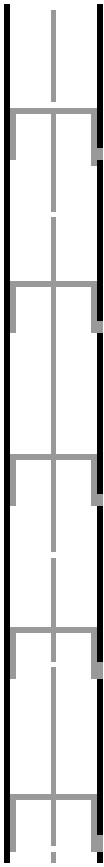
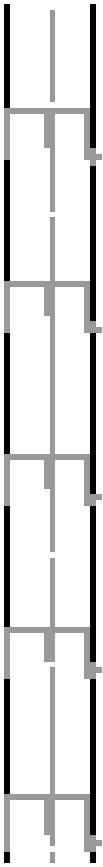
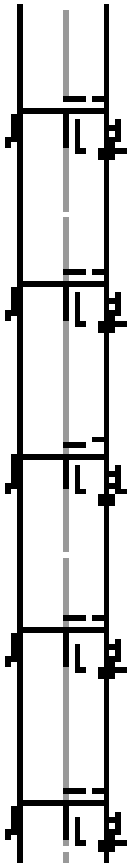
f f f f f

f f f f f

Blank handwriting lines for practice.

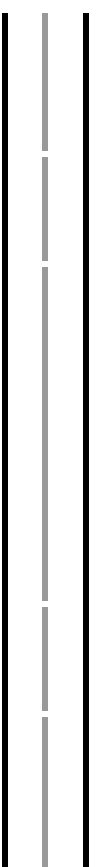
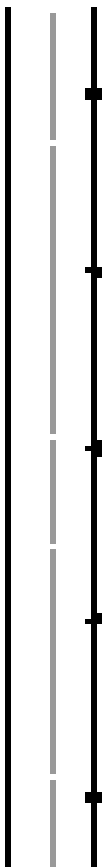
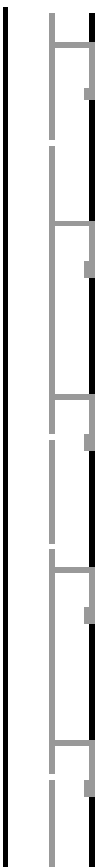
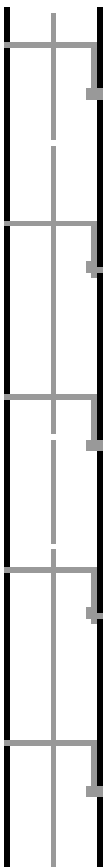
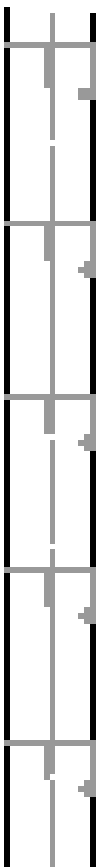
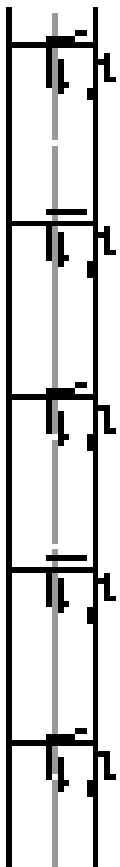
f: "Up, over, down, lift, cross. Lowercase f."

None



E: "Across, down, across, across. Capital E."

None



F: "Across, down, across. Capital F."

Name _____

g g g g g

g g g g g

g g g g g

g g g g g

g g g g g

g: "Over, around, up, down below, curve up. Lowercase g."

Name _____

h h h h h

h h h h h

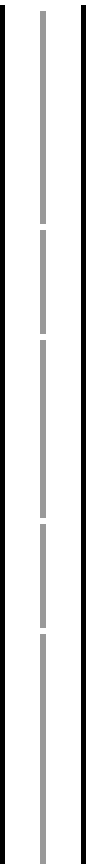
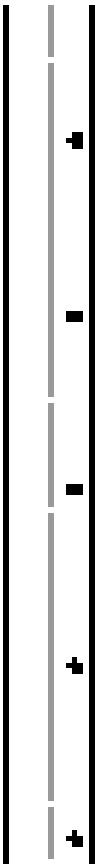
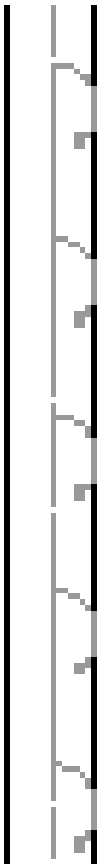
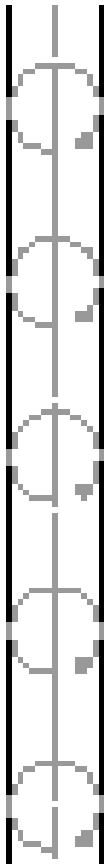
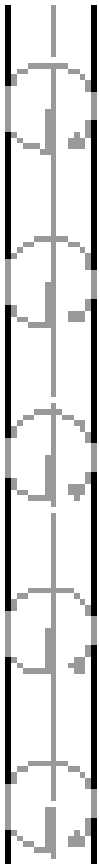
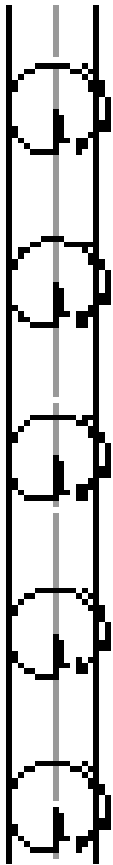
h h h h h

h h h h h

h h h h h

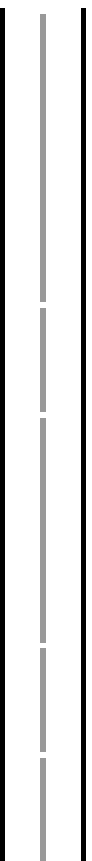
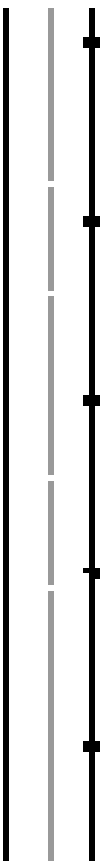
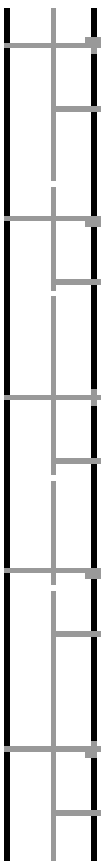
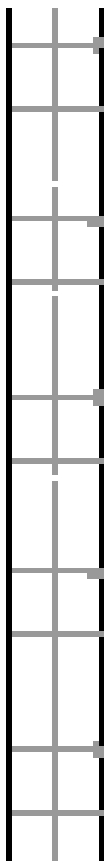

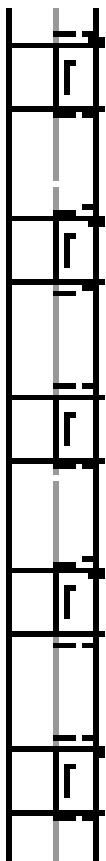
h: "Down, up, curve over, down. Lowercase h."

Names _____



G: "Curve around, in. Capital G."

Names _____



H: "Down, down, across. Capital H."

Lowercase i:

Handwriting practice for lowercase letter 'i'. The first row shows five examples of the letter 'i' on a three-line grid. The second row shows five dashed 'i's for tracing. The third row shows five solid 'i's for independent practice. The fourth row shows five dashed 'i's for tracing. The fifth row shows five solid 'i's for independent practice. The sixth row shows five dashed 'i's for tracing. The seventh row shows five solid 'i's for independent practice.

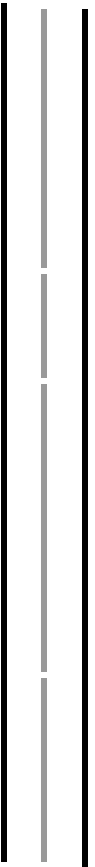
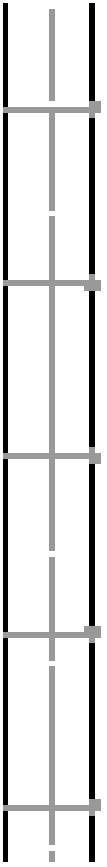
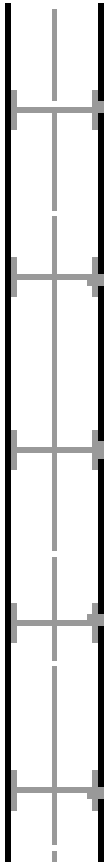
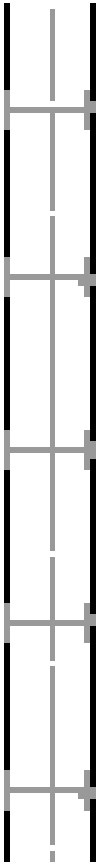
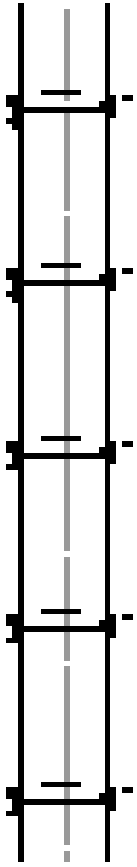
i: "Down, lift, dot. Lowercase i:"

Lowercase j:

Handwriting practice for lowercase letter 'j'. The first row shows five examples of the letter 'j' on a three-line grid. The second row shows five dashed 'j's for tracing. The third row shows five solid 'j's for independent practice. The fourth row shows five dashed 'j's for tracing. The fifth row shows five solid 'j's for independent practice. The sixth row shows five dashed 'j's for tracing. The seventh row shows five solid 'j's for independent practice.

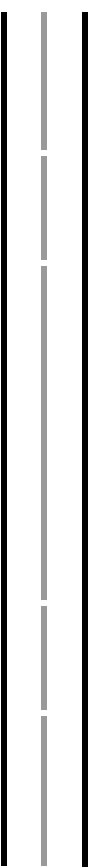
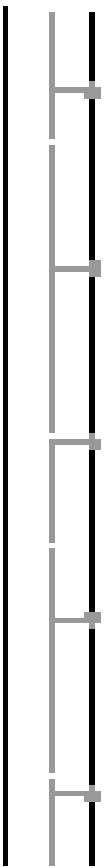
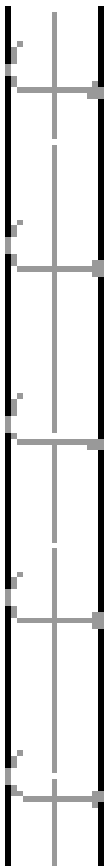
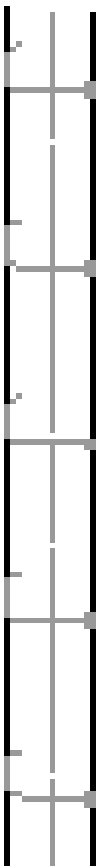
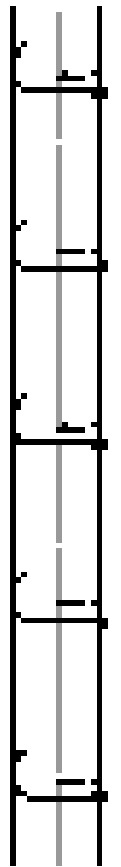
j: "Down below, curve up, lift, dot. Lowercase j:"

None



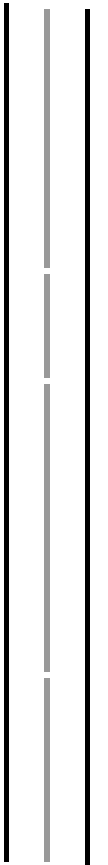
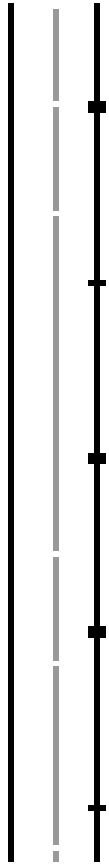
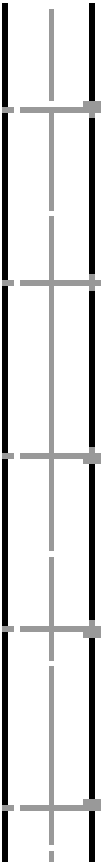
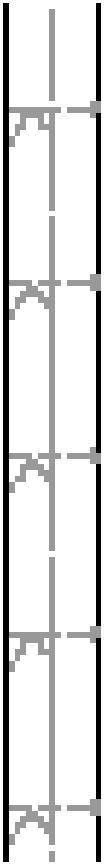
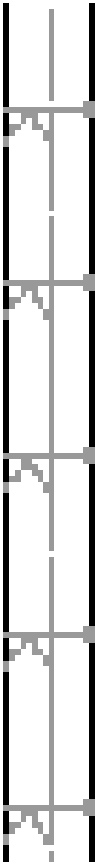
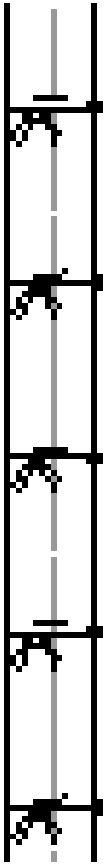
I: "Down, across, across. Capital I."

None



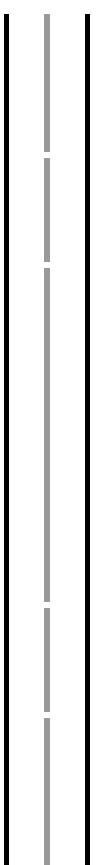
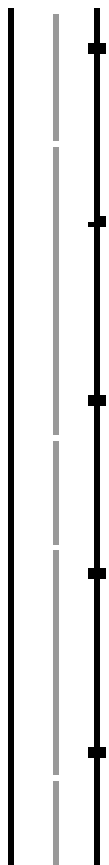
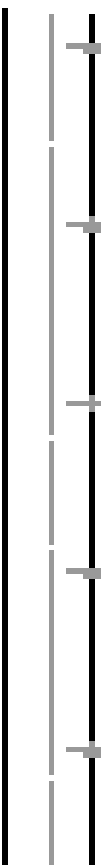
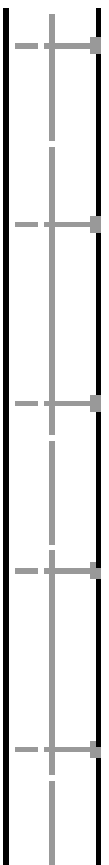
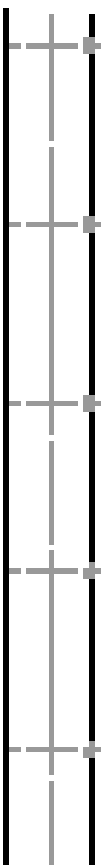
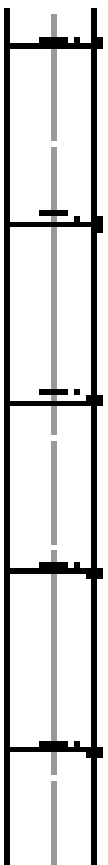
J: "Down, curve up. Capital J."

klone



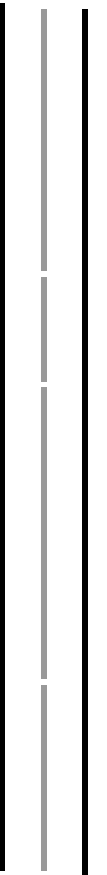
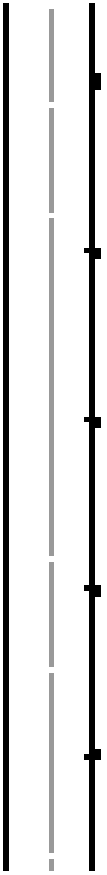
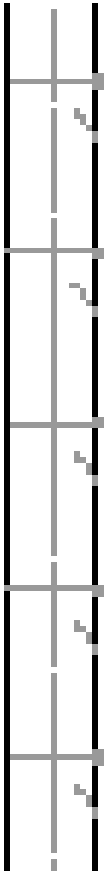
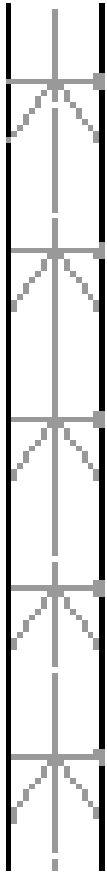
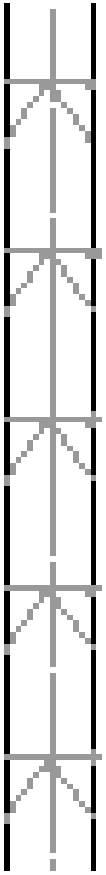
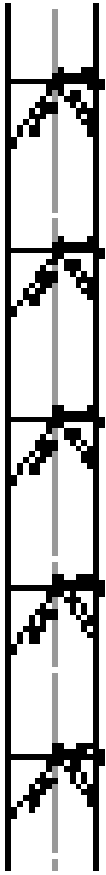
k: "Down, lift, slant in, slant out. Lowercase k."

klone



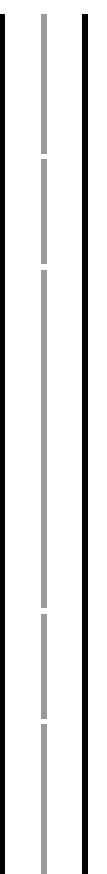
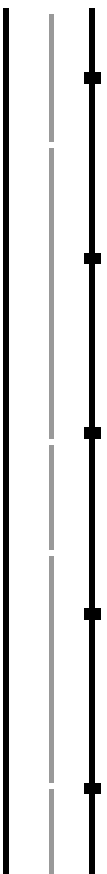
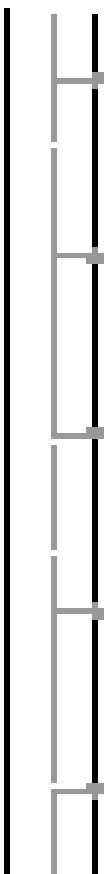
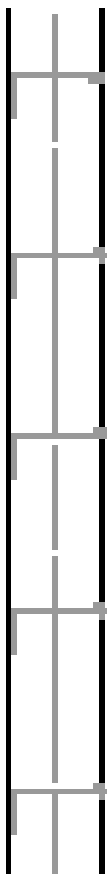
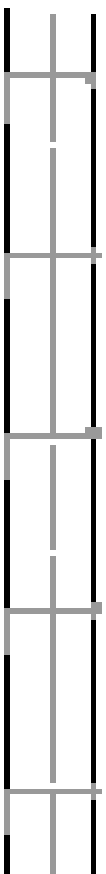
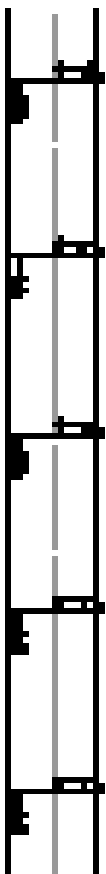
k: "Down. Lowercase k."

Name _____



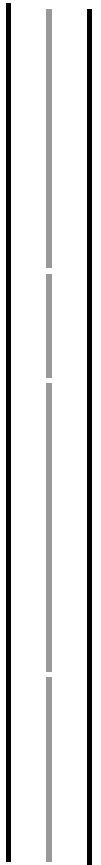
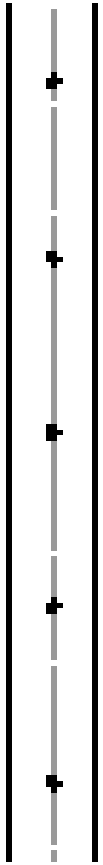
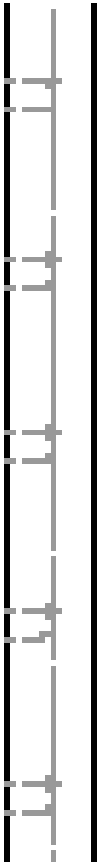
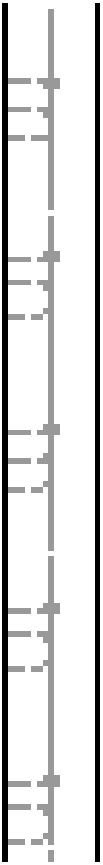
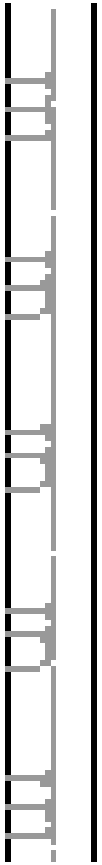
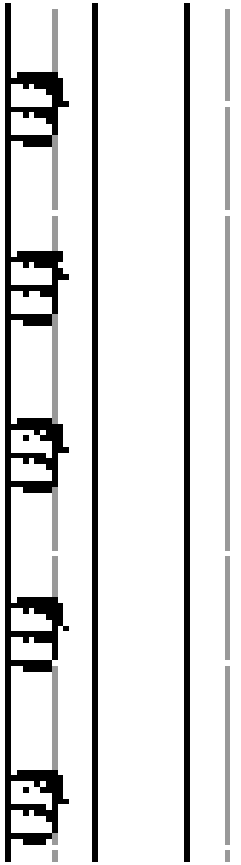
K: "Down, slant down, slant down. Capital K."

Name _____



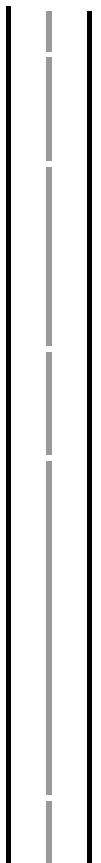
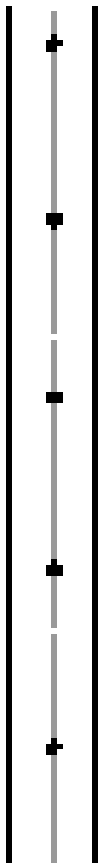
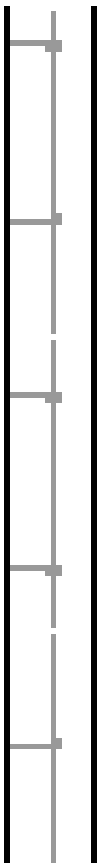
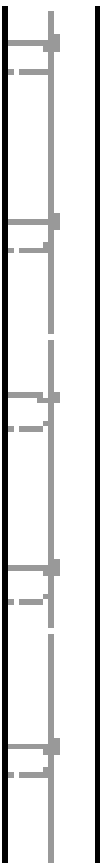
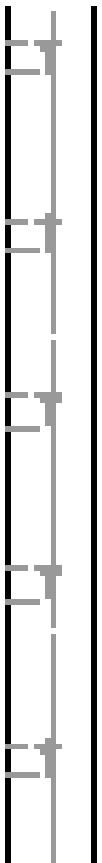

L: "Down, across. Capital L."

Mama




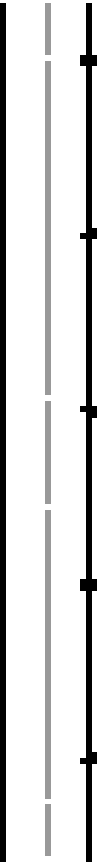
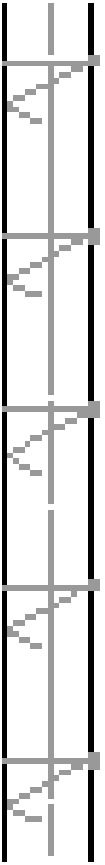
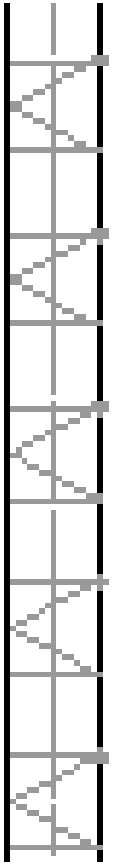
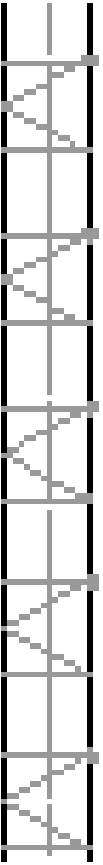
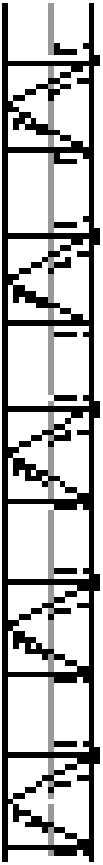
m: "Down, up, curve over, down, up, curve over, down. Lowercase *m*."

Nana




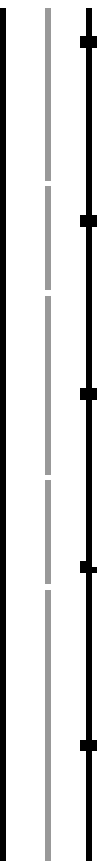
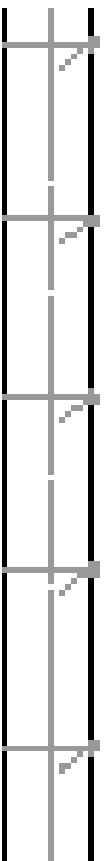
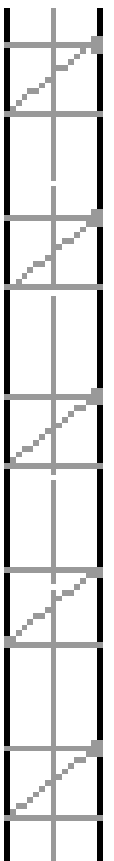
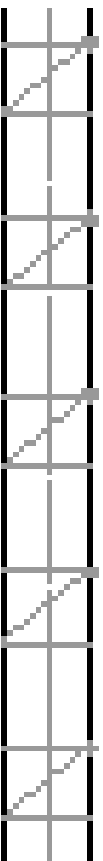
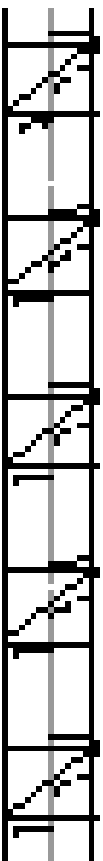
n: "Down, up, curve over, down. Lowercase *n*."

Mmm



M: "Down, lift, slant down, slant up, down. Capital M."

Nnn



N: "Down, lift, slant down, up. Capital N."

Alpaca

O O O O O O

O O O O O O

O O O O O O

O O O O O O

O O O O O O

Blank handwriting lines for practice.

o: "Over, around, close. Lowercase o."

Alpaca

p p p p p p

p p p p p p

p p p p p p

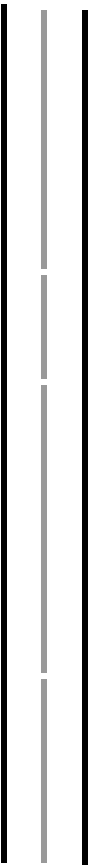
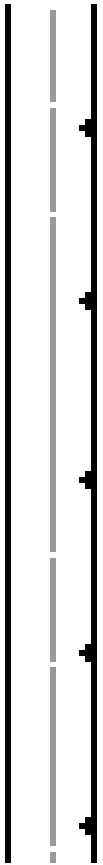
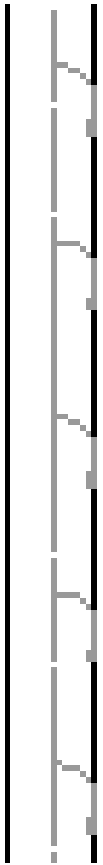
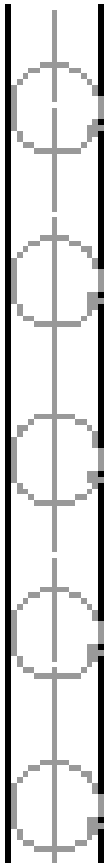
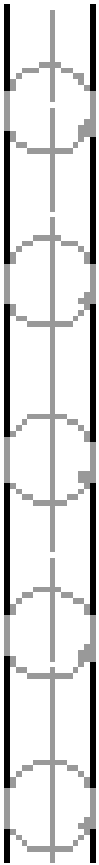
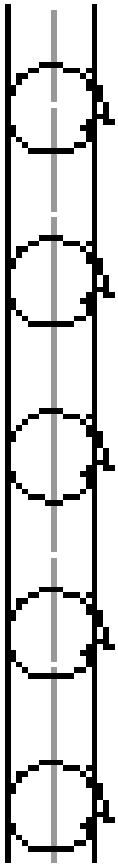
p p p p p p

p p p p p p

Blank handwriting lines for practice.

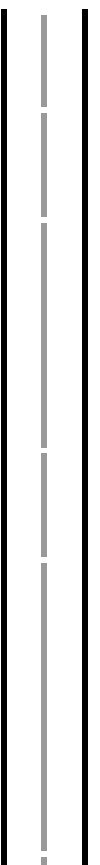
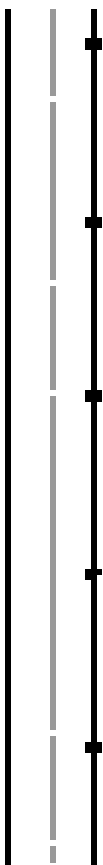
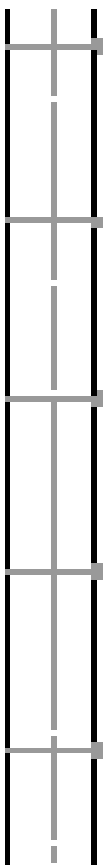
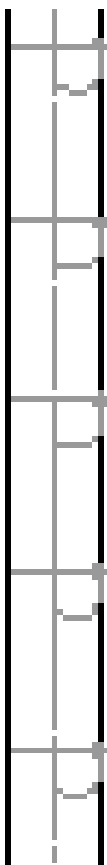
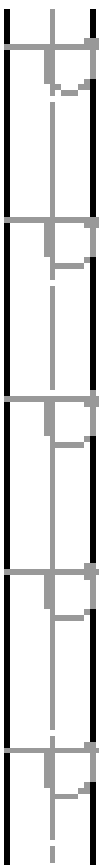
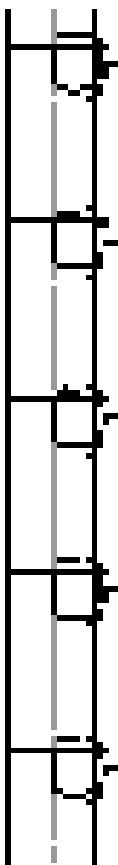
p: "Down below, up, curve around. Lowercase p."

Name _____



O: "Curve around. Capital O."

Name _____



P: "Down, up, curve around. Capital P."

None

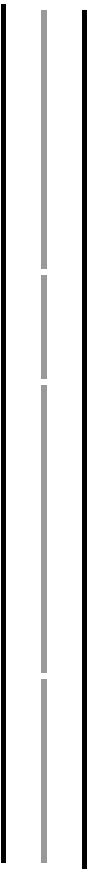
q q q q q

q q q q q

q q q q q

q q q q q

• — • — • — • — • —



q: "Over, around, up, down below, curve up. Lowercase q."

None

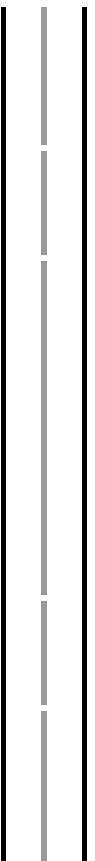
r r r r r

r r r r r

r r r r r

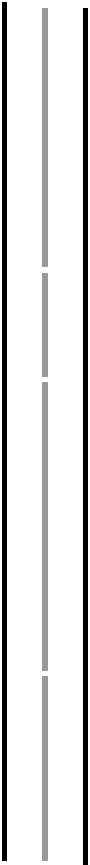
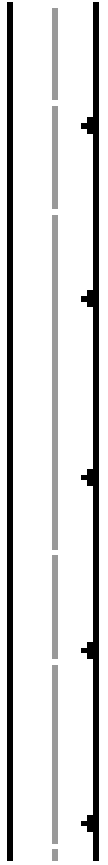
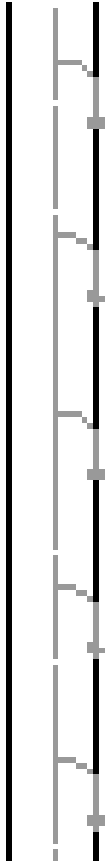
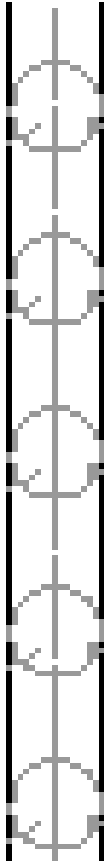
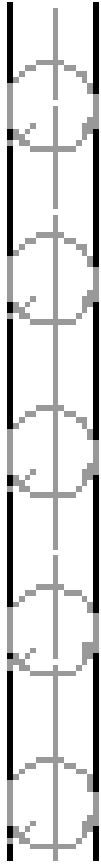
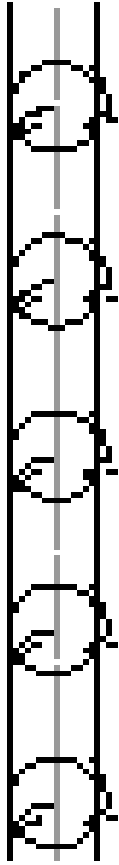
r r r r r

• — • — • — • — • —



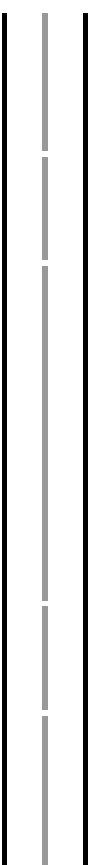
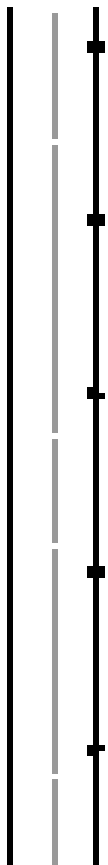
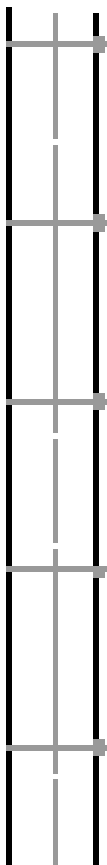
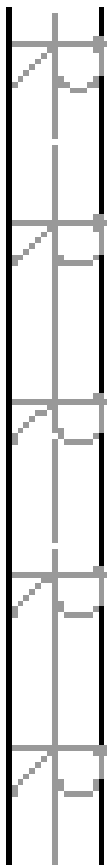
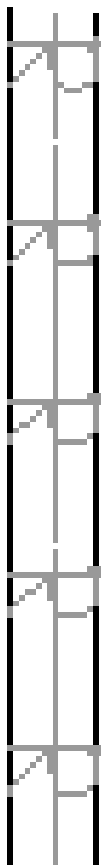
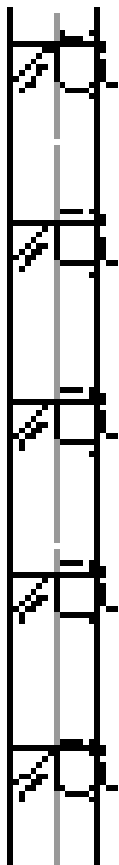
r: "Down, up, curve over. Lowercase r."

Q q



Q: "Curve around, lift, slant down. Capital Q."
q: "Curve around, lift, slant down. Capital Q."

R r



R: "Down, up, curve around, slant down. Capital R."
r: "Down, up, curve around, slant down. Capital R."

Name _____

s s s s s

s s s s s

s s s s s

s s s s s

s s s s s

s: "Up, over, curve around, curve around. Lowercase s."

Name _____

t t t t t

t t t t t


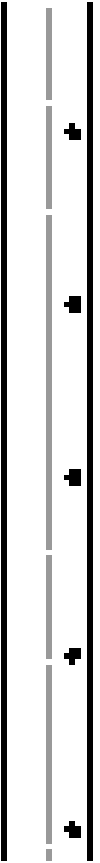
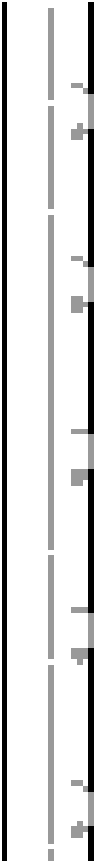
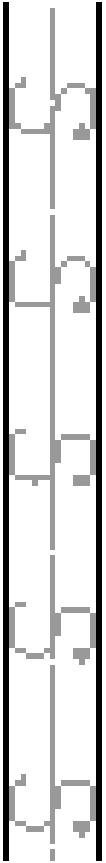
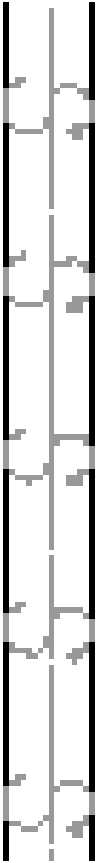
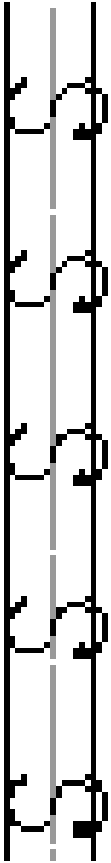
t t t t t

t t t t t

t t t t t

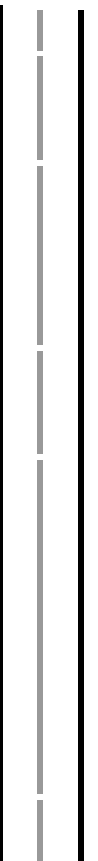
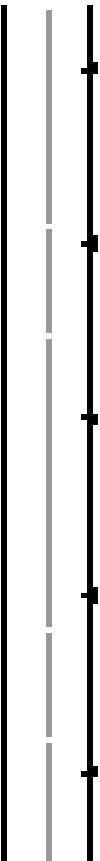
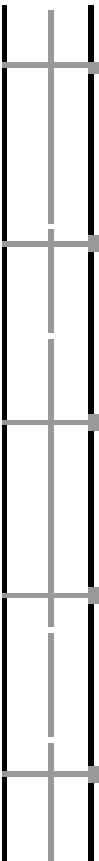
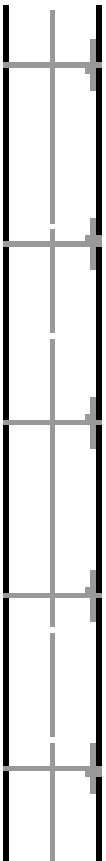
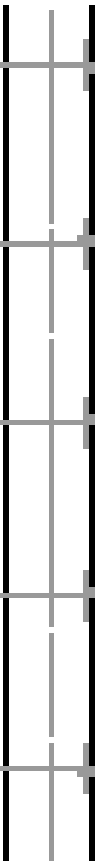
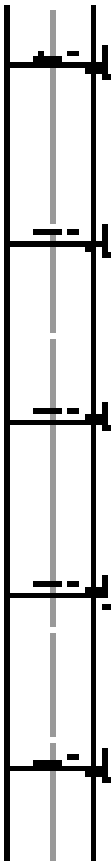
t: "Down, lift, cross. Lowercase t."

Names



S: "Curve around, curve around. Capital S."

Names



T: "Down, lift, across. Capital T."

Uppercase

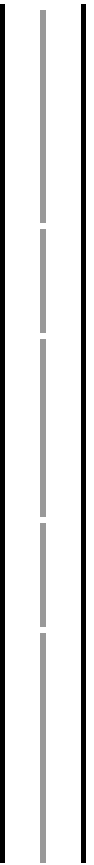
U U U U U U U U

U U U U U U U U

U U U U U U U U

U U U U U U U U

U U U U U U U U



u: "Down, curve up, down. Lowercase u."

Uppercase

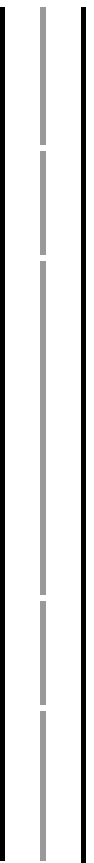
V V V V V V V V

V V V V V V V V

V V V V V V V V

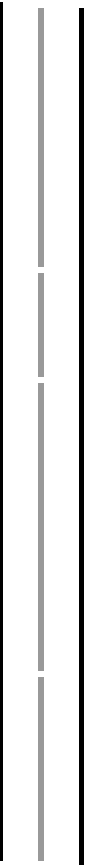
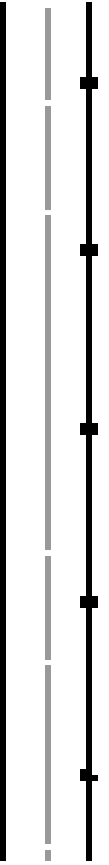
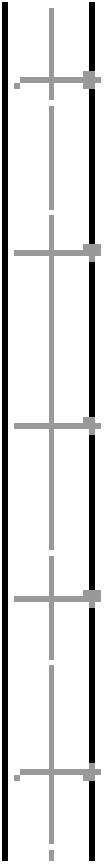
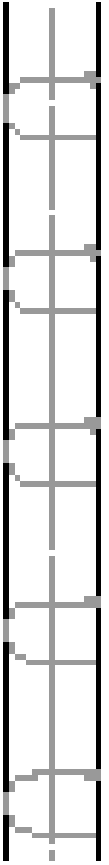
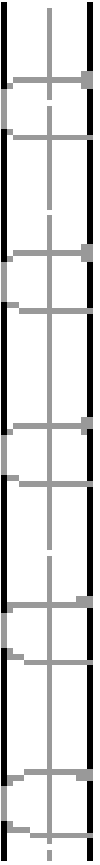
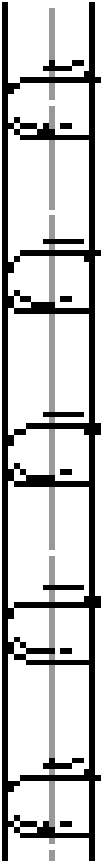
V V V V V V V V

V V V V V V V V



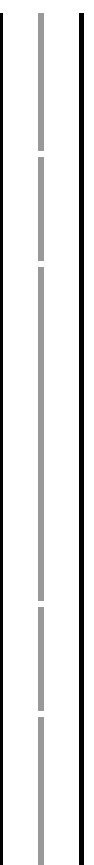
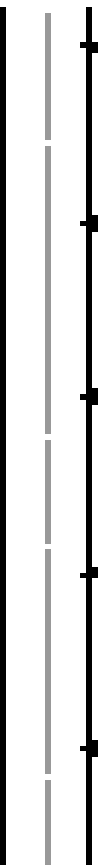
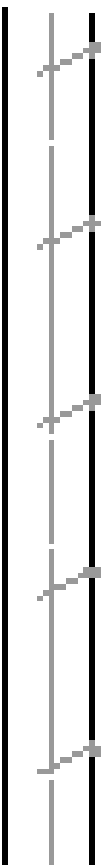
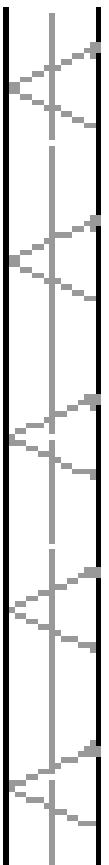
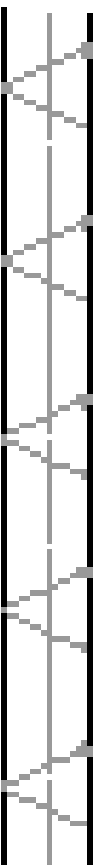
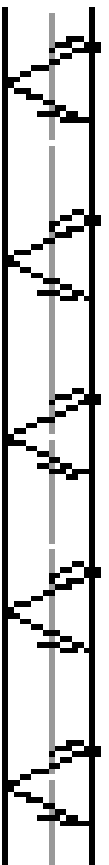
v: "Slant down, slant up. Lowercase v."

Uuuuu



U: "Down, curve up. Capital U."

Vvvvv



V: "Slant down, slant up. Capital V."

W

W W W W W W W W

W W W W W W W W

W W W W W W W W

W W W W W W W W

W W W W W W W W

Blank handwriting lines for practice.

w: "Slant down, slant up, slant down, slant up. Lowercase w."

X

X X X X X X X X

X X X X X X X X

X X X X X X X X

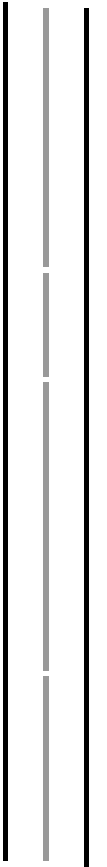
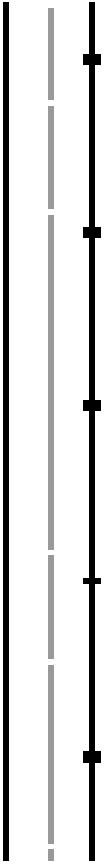
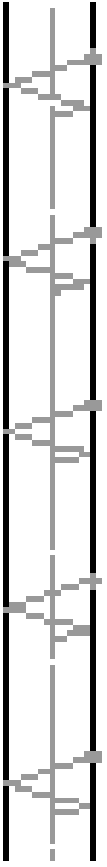
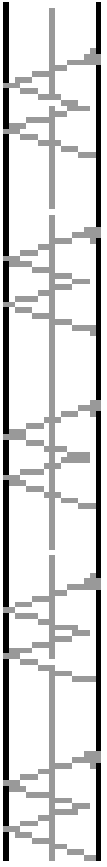
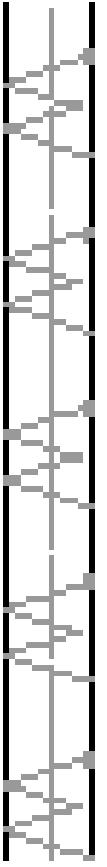
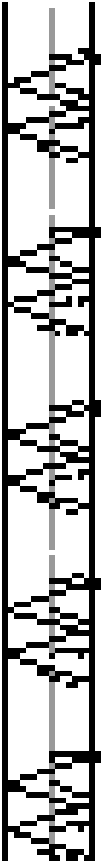
X X X X X X X X

X X X X X X X X

Blank handwriting lines for practice.

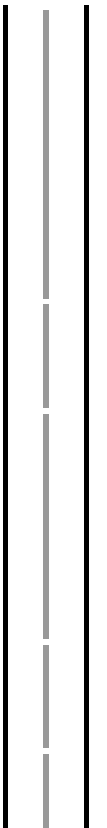
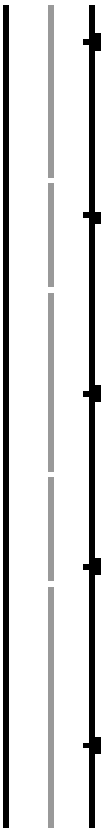
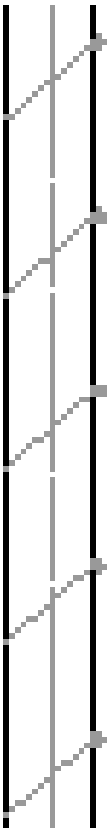
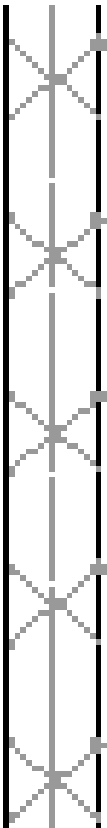
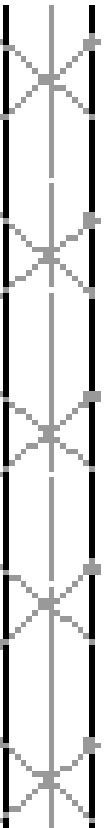
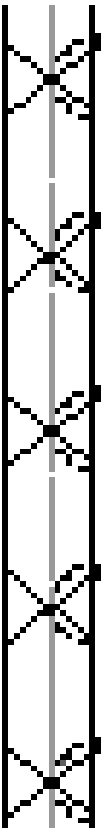
x: "Slant down, slant down. Lowercase x."

W



W: "Slant down, slant up, slant down, slant up. Capital W."

X



X: "Slant down, slant down. Capital X."

Yy

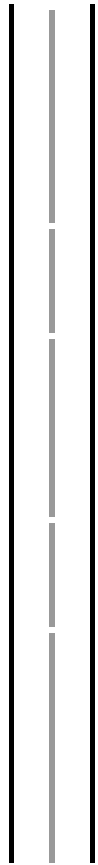
Yy Yy Yy Yy Yy

Yy Yy Yy Yy Yy

Yy Yy Yy Yy Yy

Yy Yy Yy Yy Yy

Yy Yy Yy Yy Yy



y: "Slant down, slant down below. Lowercase y."

Zz

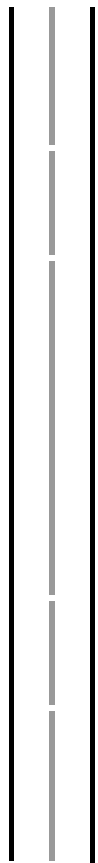
Zz Zz Zz Zz Zz

Zz Zz Zz Zz Zz

Zz Zz Zz Zz Zz

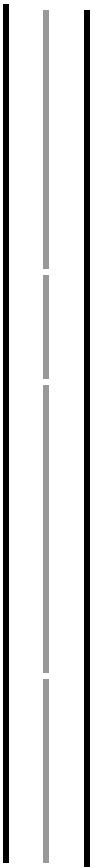
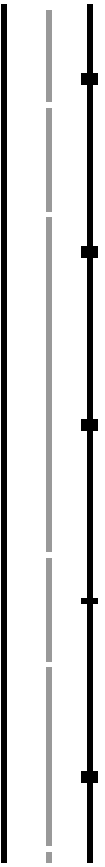
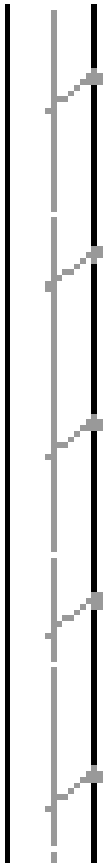
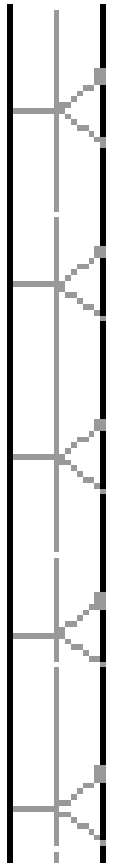
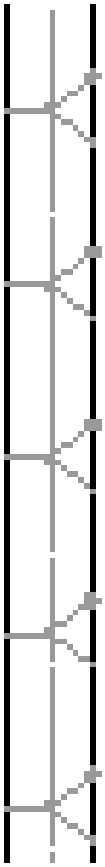
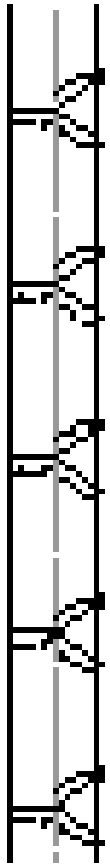
Zz Zz Zz Zz Zz

Zz Zz Zz Zz Zz



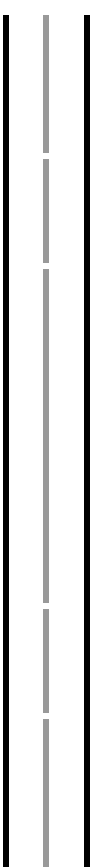
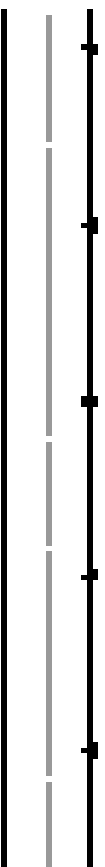
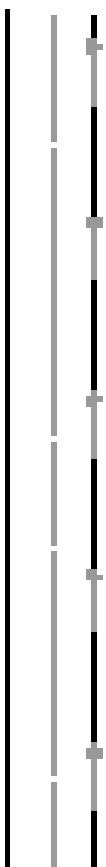
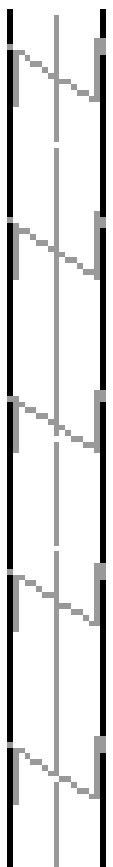
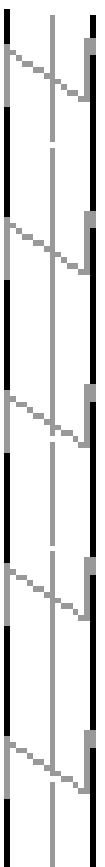
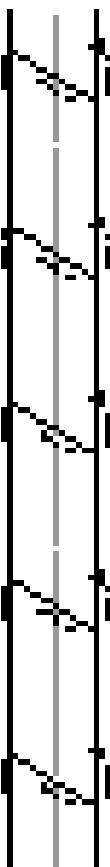
z: "Across, slant down, across. Lowercase z."

Y y



Y: "Slant down, slant down, down. Capital Y."

Z z



Z: "Across, slant down, across. Capital Z."

Letter Dictation Sheets: Capital and Lowercase

Name _____ Date _____

Capital Letters

1. _____ ----- _____	2. _____ ----- _____	3. _____ ----- _____	4. _____ ----- _____
5. _____ ----- _____	6. _____ ----- _____	7. _____ ----- _____	8. _____ ----- _____
9. _____ ----- _____	10. _____ ----- _____	11. _____ ----- _____	12. _____ ----- _____
13. _____ ----- _____	14. _____ ----- _____	15. _____ ----- _____	16. _____ ----- _____
17. _____ ----- _____	18. _____ ----- _____	19. _____ ----- _____	20. _____ ----- _____
21. _____ ----- _____	22. _____ ----- _____	23. _____ ----- _____	24. _____ ----- _____
25. _____ ----- _____	26. _____ ----- _____		

Name _____ Date _____

Lowercase Letters

1. _____ 2. _____ 3. _____ 4. _____

5. _____ 6. _____ 7. _____ 8. _____

9. _____ 10. _____ 11. _____ 12. _____

13. _____ 14. _____ 15. _____ 16. _____

17. _____ 18. _____ 19. _____ 20. _____

21. _____ 22. _____ 23. _____ 24. _____

25. _____ 26. _____

