

The Original Ultra-Lite Travel Trailer

# AEROLITE<sup>®</sup>



EXPLORE YOUR HORIZONS



# ULTRA-LITE TRAVEL TRAILERS

15 floorplans as light as 3773 lbs, loaded with standard features.



Aerolite 30BH-SL in Plum Leaf

Aerolite - the original Ultra-Lite travel trailer - features 15 innovative floor plans, ranging from 24' to 30'. With units light enough to be towed by SUV's and light trucks, we are sure to have the model that best fits your family's needs.

Just because Aerolite is an Ultra-Lite, it doesn't mean your trailer is light on storage. With spacious countertop and cabinet space and oversized pass-through exterior storage, it's easy to take everything along on your next adventure.

Aerolite - The leader in Ultra-Lite technology.





# AEROLITE - THE INDUSTRY'S BEST FEATURES & BEST OPTIONS

## POPULAR OPTIONS

### A. Flat Screen TV with *Thule* Wall Mount

Your Aerolite comes standard with an indoor/outdoor satellite/cable connection, and now you can upgrade your viewing experience with our exclusive TV wall mount system and flat screen TV. The TV bracket mounts into the standard installed pod on the interior, and is removable to mount on the exterior.



### B. Harmony White Cabinetry Package

An attractive Harmony White Cabinetry Package with Cherry plank linoleum is available with any Aerolite decor for a clean, stylish look.



### C. Extreme Outdoors Off Road Package

For those who need extra ground clearance for off road campsites, our Lift Kit Package includes an 8" body lift kit, extended jack and stabilizers, double entry step, and LT235/75R15 mud and snow tires. (NA 25QS & 26QS)

### D. Aluminum Rims

Upgrade your Aerolite with 5-spoke aluminum rims.



### E. Industry Exclusive! - *AudioLite™* Speakers

Aerolite features *AudioLITE™* exterior speakers by *Intier®*. Utilizing the latest technology, *AudioLITE™* speakers provide crisp, undistorted sound. Plus, they are impact resistant and waterproof.

### F. Exterior Grill

Take your cooking outside with an exterior barbecue grill.

ONLY FROM

# AEROLITE® AND THULE®

## SMART RV

*Thule*, the industry leader in cargo management systems for cars and trucks, has partnered with Aerolite to create the Smart RV System. This patented system allows Aerolite owners to create a functional outdoor living area that's easy to set up and enjoy. The Smart RV system uses a number of factory-installed anchor pods mounted on the exterior of the trailer. The accessories mount to the pods in seconds using *Thule's* innovative quick-release latch system. (Not available with optional lift kit feature.)



The optional *Thule Smart RV Package 1* includes:

- Table with 2 chairs
- 2 Universal hooks
- Countertop
- Trash bin
- Table caddy

The optional *Thule Smart RV Package 2* includes:

- Table with 2 chairs
- Trash bin
- Table caddy



**Smart RV Trash Bin**  
Fits 13 gallon garbage bags and collapses for storage



**Smart RV Countertop**  
40" x 16" polyethylene countertop with adjustable support arms



**Smart RV Universal Hook**  
2 hooks per package with foam cushion and grip



### Smart RV Table and Chairs

48" x 24" heavy duty polyethylene table top and adjustable legs, folds in half for storage. 2 black, weather-resistant camping chairs

### Smart RV Table Caddy

Attaches to Smart RV Table, and can stand alone to be used with indoor tables

# AEROLITE - FULLY LAMINATED, 6-WAY

Setting the standard with

## ULTRA-LITE CONSTRUCTION

### AEROLITE VS. THE COMPETITION

#### IMPROVED AERODYNAMICS



Lower profile - more aerodynamic!




Flat front profile - less aerodynamic



Torsion "independent suspension" axles

#### LOWER CENTER OF GRAVITY



Leaf spring solid axles

#### AXLE TO HITCH WEIGHT RATIO



Well balanced design - axle and hitch

Optimal axle to hitch ratio for smooth towing



Excessive hitch weight

Excessive tongue weight causes more wear on tow vehicle

Aerolite, North America's first ultra-lite travel trailer is specifically designed to be towed by most light trucks, and sport utility vehicles. Aerolite's aerodynamic profile is designed to push air up the front wall and over the roof to *improve towability and fuel economy*.


Plus, we position the axles and balance the weight of each floorplan to create the optimal hitch/weight/axle ratio for *towing with light trucks or SUV's*. And, Aerolite incorporates rubber torsion "independent suspension" axles on a European-style frame. Torsion axles allow each wheel to travel independently, unlike leaf spring axles that transfer variations in the road to the opposite wheel. Plus, the torsion axles *improve towing stability* by lowering the trailer to the ground and reducing the center of gravity.

Improved aerodynamics, optimal weight balance and a lower center of gravity results in the best towing characteristics possible in an ultra-lite travel trailer.



#### Large fresh water tank

Aerolite's large fresh water tank highlights a quick drain feature. The tank design prevents water from standing in tanks during storage.



#### Ultra-Lube hubs

Aerolite includes Ultra-Lube hubs as a standard feature. This allows for easy maintenance of your wheel bearings.



#### Torsion Axles

Aerolite travel trailers ride on rubber torsion "independent suspension" axles. Torsion axles soften the ride by absorbing road vibrations and making towing more comfortable. The center of gravity is lowered with torsion axles, which improves aerodynamics and maneuverability.



#### Ultra-lite Frame

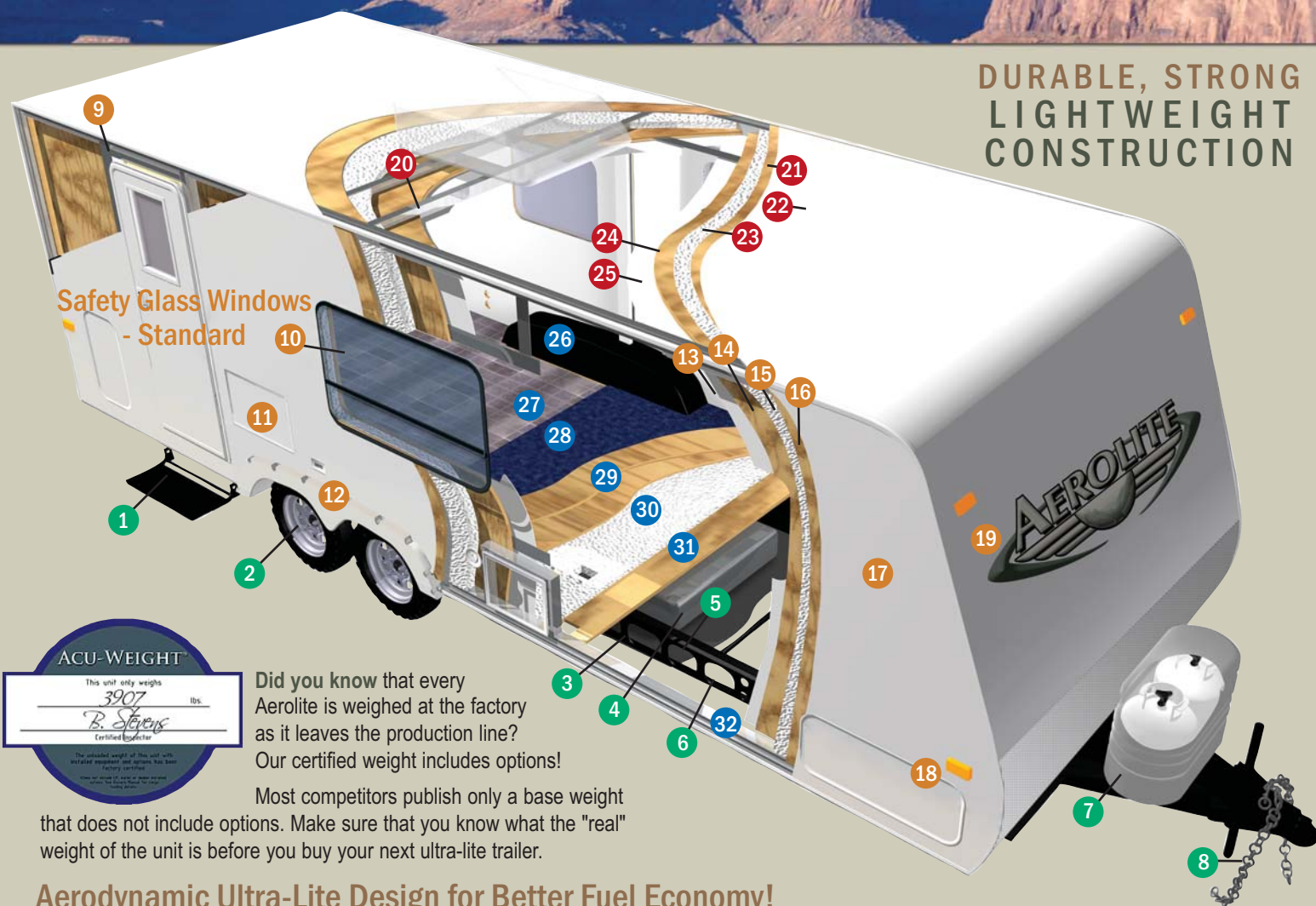
Aerolite travel trailers feature an ultra-lite European-style chassis. This durable chassis is 400 pounds lighter than the traditional box-style chassis, which reduces weight and increases cargo capacity. The frame features a powder coat over E-coat paint finish, backed by a lifetime rust through warranty.

INDUSTRY LEADING ULTRA-LITE TECHNOLOGY



# ALUMINUM FRAMED CONSTRUCTION

**DURABLE, STRONG  
LIGHTWEIGHT  
CONSTRUCTION**



**Safety Glass Windows  
- Standard**



Did you know that every Aerolite is weighed at the factory as it leaves the production line? Our certified weight includes options!

Most competitors publish only a base weight that does not include options. Make sure that you know what the "real" weight of the unit is before you buy your next ultra-lite trailer.

## Aerodynamic Ultra-Lite Design for Better Fuel Economy!

### CHASSIS

Aerolite feature the European style, ultra-lite weight chassis. Aerolite is the first company in the industry to use European-style frames in Ultra-Lites!

- 1 Folding entry step
- 2 Ultra-lube hubs. Grease zerks makes wheel bearings easy to lube.
- 3 All tanks mounted in frame. Lowers the center of gravity, and saves valuable interior storage space
- 4 Large fresh water tank with quick drain feature. Tank design prevents water from standing in tanks during storage.
- 5 Enclosed underbelly protects tanks and floor from the hazards of the road
- 6 Ultra-Lite weight chassis with lifetime powder coat over E-coat paint finish
- 7 Dual battery rack and (2) 30 lb. LP tanks with ABS cover
- 8 Integrated heavy-duty safety chains

### LAMINATED WALLS

5-ply aluminum framed laminated construction.

- 9 Tubular aluminum welded frame reinforced around door
- 10 Tinted, radius corner, safety glass windows
- 11 Insulated baggage doors with key locks and finger locks
- 12 ABS fender skirts
- 13 Decorative wall finish
- 14 Luan wood backer
- 15 High density structural foam insulation
- 16 Luan wood backer
- 17 Smooth fiberglass and premium graphics package
- 18 Pass-through storage compartment (where available)
- 19 Aerodynamic front profile

### LAMINATED ROOF

5-ply aluminum framed laminated construction.

- 20 Tubular aluminum welded framed roof, reinforced at A/C
- 21 Luan wood backer
- 22 One-piece EPDM rubber roof with 12 year manufacturer's material warranty
- 23 High density structural foam insulation
- 24 Luan wood backer
- 25 Decorative ceiling finish

### LAMINATED FLOOR

5-ply aluminum framed laminated floor structure.

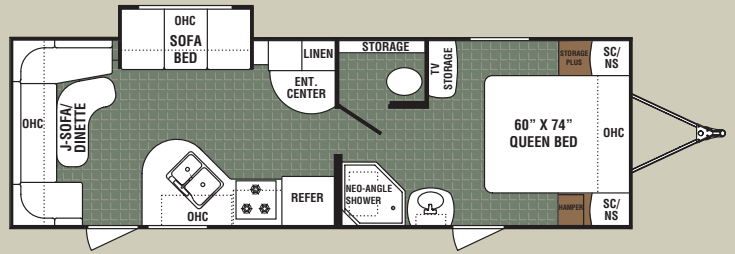
- 26 One-piece composite wheel wells
- 27 Residential vinyl flooring – full length of coach
- 28 Residential carpet with pad (see floorplan)
- 29 Two layers of floor decking over foam
- 30 High density structural foam
- 31 Plywood base with polypropylene waterproof vapor barrier
- 32 Tubular welded aluminum framed floor

Aerolite features aluminum-framed dinette, bed, bunks and pass-through storage frames. Aluminum frames are more durable than wood-framed structures and save weight.

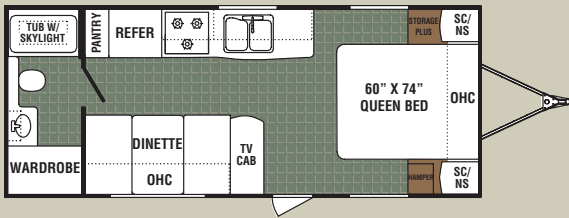




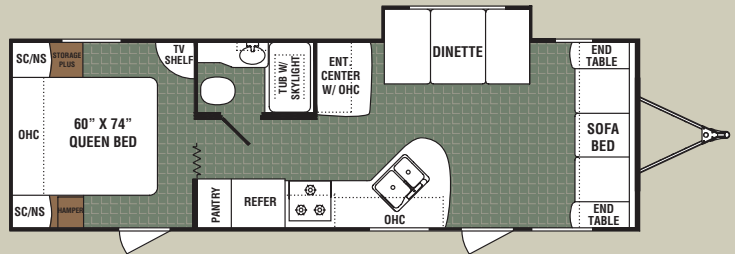
# THE ORIGINAL ULTRA-LITE TRAVEL TRAILER



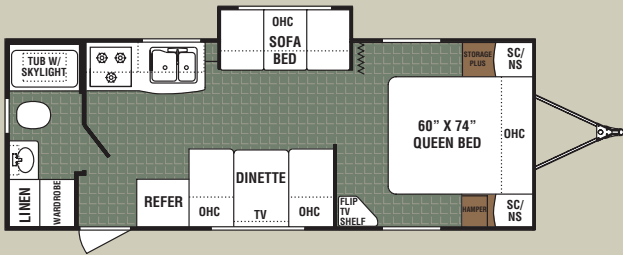
27CD-SL



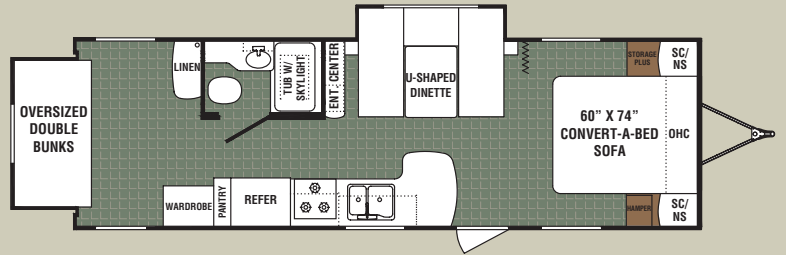
19FL



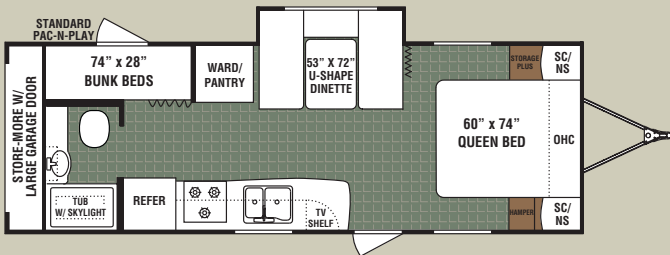
27RB-SL Optional two chairs in place of front sofa



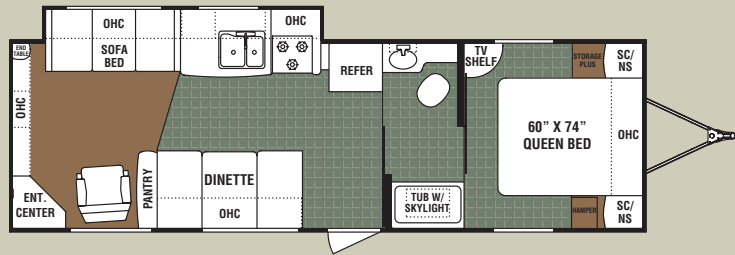
24RB-SL



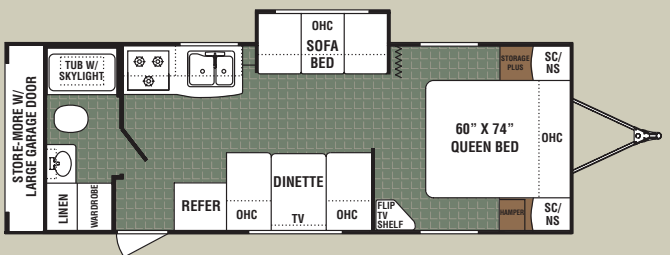
27RS-SL



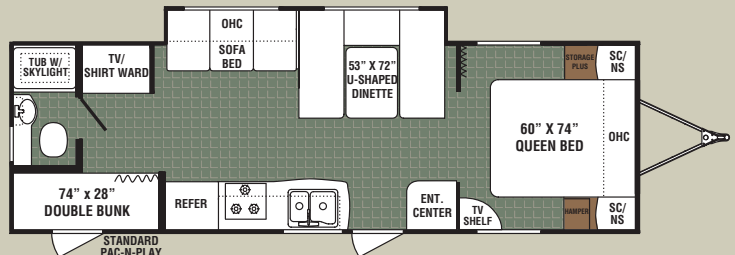
25RGB-SL



29RLK-SL



26RG-SL



30BH-SL

# 1/2 TON SERIES

## WEIGHTS & SPECIFICATIONS

	19FL	24RB-SL	25RGB-SL	26RG-SL	27CD-SL	27RB-SL	27RS-SL	29RLK-SL	30BH-SL	21QS	25QS	26QS	26QSL	27QSBH	27QSTH
*Axle Weight	3463	3717	4178	4112	4286	4234	4512	4444	4319	3748	4224	4152	3994	NA	NA
*Dry Hitch Weight	310	492	387	467	448	549	504	653	485	382	384	390	352	NA	NA
*Unloaded Vehicle Weight	3773	4209	4565	4579	4734	4783	5016	5097	4804	4130	4608	4542	4346	NA	NA
GVWR	6000	6000	6000	6000	6000	6000	6000	6000	6000	6000	6000	6000	6000	NA	NA
Net Cargo Capacity	2227	1791	1435	1421	1266	1217	984	903	1196	1870	1392	1458	1654	NA	NA
Exterior Length	24'4"	26'4"	28'8"	28'8"	30'4"	30'4"	30'4"	30'11"	30'4"	24'5"	27'1"	27'1"	27'1"	30'4"	30'4"
Exterior Height w/A/C	9'8"	9'8"	9'8"	9'8"	9'8"	9'8"	9'8"	9'8"	9'8"	9'8"	9'8"	9'8"	9'8"	9'8"	9'8"
Exterior Width	8'	8'	8'	8'	8'	8'	8'	8'	8'	8'	8'	8'	8'	8'	8'
Fresh Water Tanks	38	38	38	38	38	38	38	38	38	38	38	38	38	38	38
Gray Water Tanks	39	39	39	39	39	28	39	39	39	39	39	39	39	39	39
Black Water Tanks	28	28	28	28	34	34	22	34	22	22	22	22	22	22	22
Furnace Size (BTUs)	19,000	19,000	19,000	19,000	30,000	30,000	30,000	30,000	30,000	19,000	30,000	30,000	30,000	30,000	30,000

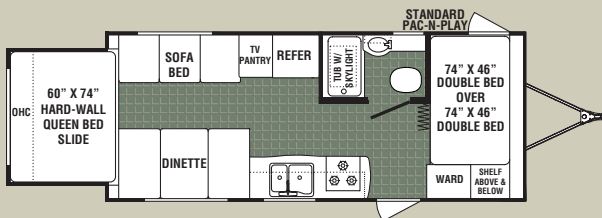
Tire Size (all models): ST205/75D14(C)

Interior Height (all Aerolite models): 6'4"

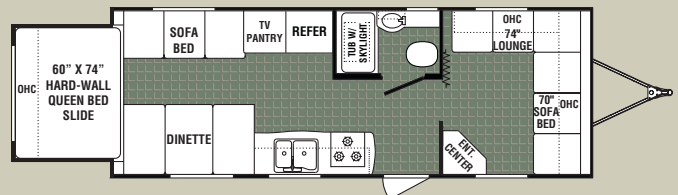
\*Axle weight, dry hitch weight and unloaded vehicle weight (UVW) are base weights of units without options. Each unit includes a weight label which lists specific weight information for that unit. Vehicle Loading – Every effort has been made to provide the greatest number of options for the recreation vehicle owner. Along with these choices comes the responsibility to manage the loads that are imposed by the choices so that they remain within the manufacturer's specified chassis weight limits. Do not overload the recreation vehicle. Net carrying capacity (NCC) determined by subtracting unloaded vehicle weight (UVW) from gross vehicle weight (GVWR) and includes fluids, options and cargo. Liquid capacities and weights are approximations only. Warning: This information is intended as a guide only. Weights of individual vehicles may vary. Consult your owner's manual for complete loading, weighing and towing instructions.

## HAVE YOU SEEN OUR POPULAR "QS" SERIES?

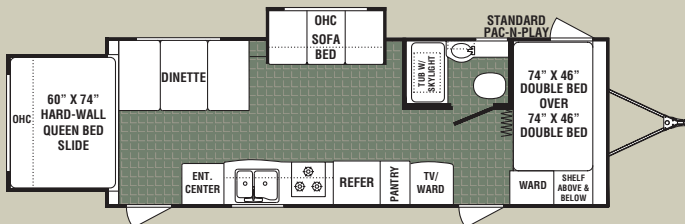
Six exclusive Aerolite travel trailer floorplans include rear slide-out rooms to maximize interior space. The QS models with a rear bedslide are a first in the industry. It's all electric, self-supporting, and gives you a full 60" x 74" queen bed!



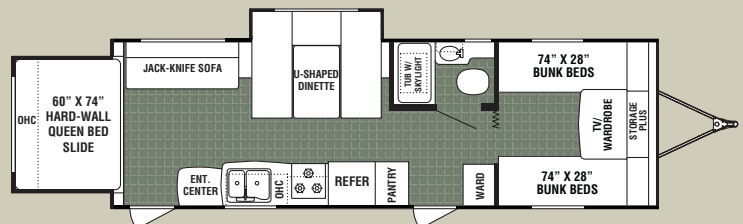
21QS



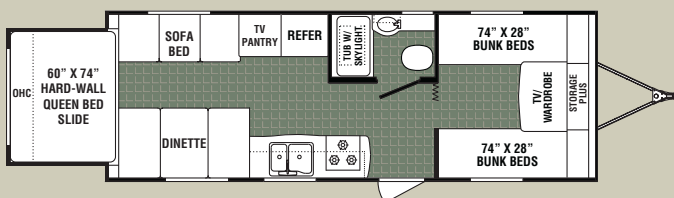
26QSL



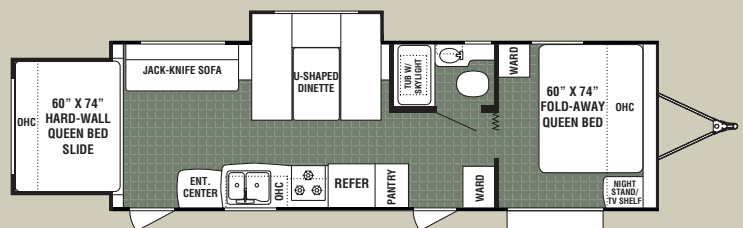
25QS



27QSBH-SL



26QS



27QSTH-SL





# MORE STANDARD FEATURES

FROM THE INDUSTRY LEADER IN ULTRA-LITE TECHNOLOGY

## Exterior Features

- 8' Wide floorplans
- Pac-N-Play exterior storage in bunkhouse (where available)
- Enclosed underbelly (NA with Lift Kit)
- Diamond plate rock guard
- Two 30 lb LP bottles with ABS cover
- Four corner stabilizer jacks with sand pads
- A & E 8300 awning
- Hot/cold exterior shower
- 60"x74" Queen bed in hard wall slide (QS floorplans)
- 26" Radius corner entry door
- Flush combo entry latch/deadbolt lock
- ABS wheel wells
- Tandem axles with 4-wheel electric brakes
- Spare tire with cover
- 6-Way welded aluminum laminated superstructure (roof, floor and walls)
- Lite-weight European-style frame with lifetime rust through warranty
- ABS fender skirts
- EPDM one-piece seamless rubber roof
- Corrosion free laminated underbelly
- Patio, step & dump valve service lights
- Rain gutter with corner downspouts
- Rear bumper and corner guards
- Single entry step
- Tinted, radius corner, clamp ring windows
- Entry-assist handle at door
- Break-away trailer switch
- 120V Exterior outlet
- Safety glass
- Roof ducted for air conditioning (NA 19FL)

## Interior Features

- Bathroom medicine cabinet (most models)
- Designer window treatments
- Fiberlink bathtub
- Shower curtain
- Residential tile-like linoleum
- Mini blinds throughout
- Power roof vent in bathroom
- Skylight in bath
- Tile-look tub surround
- Color coordinated bedspread
- Clothes hamper/laundry basket with access to Storage Plus (See floorplan for availability)

## Appliances & Electrical

- 13.5 BTU air conditioning
- AM/FM/CD stereo with MP3 port\* and 2 speakers
- Microwave
- Indoor/outdoor satellite/cable connection
- 12V Electric slide-out motor
- Forced air DSI furnace with wall thermostat
- 30 Amp power cord with storage compartment
- 6 Gallon DSI water heater (gas/electric)
- 12V interior lights with wall switch
- Fire extinguisher
- Carbon monoxide, smoke & LP detectors
- Norcold double door gas/electric refrigerator
- Oven with three burner range & stove cover
- TV antenna
- Range hood with 12V light and exhaust fan
- Solid state converter with built-in battery charger
- Systems monitor panel
- Demand water pump

## THE BEST OPTIONAL FEATURES THAT YOU WANT

- THULE* SmartRV Package 1: table, 2 chairs, countertop, 2 hooks, trash bin, table caddy
- THULE* SmartRV Package 2: table, 2 chairs, trash bin, table caddy
- Harmony white wood package with cherry plank linoleum
- Exterior sound system
- Custom bike rack
- Heated holding tanks (NA CSA)
- Water filter system
- Exterior barbeque grill
- Aluminum rims
- Fantastic* vent
- 8" Lift Kit Package (NA 25QS & 26QS)
- Spare mud and snow tire
- Surround sound system with CD/DVD and MP3 port
- Flat screen TV with *Thule* wall mount
- Bifold shower door (NA 27CD-SL)
- Black tank flush (NA 19FL & QS models)
- Roof ladder (24RB-SL, 27CD-SL, 27RB-SL, 27RS-SL, & 30BH-SL only)
- Pillowtop mattress for queen beds
- Convert-a-bed sofa (19FL & 25RGB-SL)
- Two chairs in place of front sofa (27RB-SL)

\*See dealer for MP3 port availability in standard stereo

## DECOR OPTIONS



Desert



Plum Leaf



Glacier Blue



Fall Sunset



**1 YEAR BUMPER TO HITCH LIMITED WARRANTY**  
**2 YEAR STRUCTURAL & APPLIANCE LIMITED WARRANTY**

\*See owner's manual for complete warranty details.



Product information, specifications, and photography in this brochure were as accurate as possible at time of printing. Photographs may contain some features that are optional on your vehicle. Since we continually strive to improve our products, actual products may differ. Prices and specifications are subject to change without notice. All capacities are approximate and dimensions are nominal. Some features shown are optional and may be different or unavailable in Canada. Vehicles are designed for recreational use only and not intended for use as a primary residence. All product brand names used in this brochure are registered trademarks of Thor Industries, Inc. Unauthorized use of trademarks is prohibited by law.

2164 Caragana Court ■ Goshen, IN 46526  
Sales: 574.534.1224 ■ Fax: 574.975.0556  
Parts & Service: 574.537.0700

[www.aero-rv.com](http://www.aero-rv.com)

Your Local Dealer