


Vectra™
CARTONER



Unmatched adaptability and exceptional efficiencies.

Delivering increased capability with a reduced footprint, the Vectra platform offers a continuous motion servo controlled cartoner capable of exceptional performance in a variety of applications. Open in design, Vectra allows generous accessibility to setup and load areas, while maximizing cleaning efficiencies in washdown applications.


Vectra™

DOUGLAS

Compact and **Efficient**, Cartoning Done Right

Designed and built to exacting Douglas standards, fewer and faster changeover points increase uptime to maximize efficiency and performance. All servo driven technology ensures absolute product control in all phases from infeed to discharge. Each motion is precisely designed for your application, resulting in greater throughput, less waste and higher production efficiency.

- Compact footprint and simplified installation
- Removable carton forming guide ensures consistent carton picks for fast, predictable changeovers
- Vertical overhead adjustment controlled by HMI driven linear actuators. Across machine overhead adjustment coupled with flight chain eliminates additional adjustment points.
- Efficient carton sealing using glue, tucked tab or a combination
- Tucked tab cartons are sealed using a servo driven orbital motion for tuck preparation, insertion and locking
- Cycle stop compression ensures proper carton sealing during a production stoppage
- Robust tube-free hygienic frame design for easy washdown in sanitary applications
- Full height guard package provides safe operating conditions while maximizing operator visibility



Application and Product Handling Flexibility

Automatic Infeed Systems

All infeed product collation and timing solutions are designed to ensure gentle product handling and complete product control. A variety of standard and custom product collation solutions are available. Each infeed system is designed specifically for your application to achieve the highest level of efficiency. Some commonly used systems include:

- Random timing infeed: 2, 3 or 4 correction belts (speed dependent)
- Overhead and reorienting sweeps
- Star-wheel infeeds (vertical and horizontal), single and multiple products per cycle
- Timing screw infeed
- Bag in box transfers
- Dual servo collation system (on demand)

Product Conditioning


- Overhead confinement for load
- Overhead compression at load



From Load to Close, **Control** Means Quality

Carton Set-up Assist Finger (Patent pending)

An innovative mechanical solution that applies pressure to the trailing panel as it exits the magazine, maintaining a slight gap in the carton opening which reduces the possibility of L-shaped cartons. Highly beneficial for larger cartons at higher speeds.



Planetary rotary motion placer (zero velocity at pick up and placement). Level of degree is 120 degree or 240 degree with vacuum pre-brake.



Carton Closing and Sealing

(Tuck or glue for full range of carton styles)

The Vectra produces consistently square cartons and ensures proper adhesive compression through the innovative application of tuckers and dual overhead compression rails. Tuck cartons use orbital motion closers for preparation of tuck, insertion and locking functions, while cycle stop flap closing prevents unsealed cartons from exiting the Vectra.

Tuck cartons

- Reverse Tuck
- Straight Tuck

Glue carton seals

- Econoseal
- Full Overlap Container (FOL)
- Partial Overlap Container (POL)
- Z-View



Intuitive HMI Menus

Changeovers are accomplished through a simple menu-driven process on the HMI. Operators select from pre-programmed recipes for specific products and servo motors precisely make the required adjustments.

Specifications

Typical Pack Patterns

SPEED:	Up to 300 cartons/minute (product and pack pattern dependent)
CARTON SIZE RANGE:	Standard Minimum: 4.5" (114.3 mm) x 1.25" (31.75 mm) x 5.5" (139.7 mm) Standard Maximum: 10.5" (266.7 mm) x 4.25" (107.95 mm) x 12" (304.8 mm) * Direction of Travel x Vertical x Across Machine
PACK PATTERN:	The Vectra easily accommodates varied size ranges and pack patterns for frozen goods in bags or trays, chilled and dry goods food applications
PITCH:	6" (152.4 mm), 9" (228.6 mm) and 12" (304.8 mm) pitch configurations standard (contact Douglas for larger pitch requirements)
MAGAZINE CAPACITY:	6' (1828.8 mm) standard, optional up to 12' (3657.6 mm)



Specification limits may not be available in all combinations and are subject to change without notice. For custom specifications and information, contact a Regional Sales Manager today at: [320.763.6587](tel:320.763.6587) or info@douglas-machine.com.

Customer Driven After Sale Support



Douglas is proud to provide world class service for all our customers' needs.

Remote Service Technicians are located throughout the United States to offer local support as quickly as possible. We offer exceptional programs designed to keep your operation on the move and improve your bottom line. Machine inspection, audit, analysis, training and a solid warranty just to name a few. Our team is dedicated to assisting you throughout the life of your equipment.

When you choose Douglas, you're getting more than a quality product, you're gaining a complete Customer Driven experience. In every aspect of your relationship with us, our friendly and skilled employee owners are 100% committed to provide you with valuable and effective collaboration, innovative solutions, responsive support and more.

more. It's not just what we do, it's who we are.

To discover how Customer Driven means **more** to you, contact Douglas Machine at [320.763.6587](tel:320.763.6587) or info@douglas-machine.com to discuss your packaging needs today.

Visit douglas-machine.com for details about our company, our products/solutions and our service & support.



EMPLOYEE OWNED. CUSTOMER DRIVEN.