



ELIS

USCIS ELECTRONIC IMMIGRATION SYSTEM



U.S. Citizenship
and Immigration
Services

USCIS Home Page - Windows Internet Explorer provided by USCIS

http://www.uscis.gov/portal/site/uscis

File Edit View Favorites Tools Help

USCIS Home Page

To help protect your security, Internet Explorer has blocked this website from displaying content with security certificate errors. Click here for options...

FORMS NEWS RESOURCES LAWS OUTREACH ABOUT US

HEADLINES e-Request Upgrade Adds Error Reporting & Appointment Inquiry Features

CASE STATUS

Enter your receipt number

Check Status

INFOPASS

- Schedule a FREE Appointment
Remember to keep your PIN

USCIS
Is Now on Facebook

facebook.com/USCIS

U.S. Citizenship and Immigration Services

ALERTS

- Temporary Delay in Issuance of I-129 Receipt Notices
- Re-Designation and 18-Month Extension of Temporary Protected Status for Somalia
- I-601 Provisional Waiver Is Not in Effect

I WANT TO

- Contact USCIS
- Take the Naturalization Self Test
- File My Application Online (e-Filing)
- Get a Passport

Green Card (Permanent Residence)

- Renew or Replace My Green Card
- Remove Conditions on My Green Card
- Green Card Through Family
- Green Card Through a Job

Citizenship

- Citizenship Through Naturalization
- Citizenship Through Parents
- The Naturalization Test
- Citizenship Resource Center

FILE YOUR I-539 ONLINE

ELIS

USCIS ELECTRONIC IMMIGRATION SYSTEM

Find

- A USCIS Office
- Forms Filing Fees
- Processing Times
- A Medical Doctor (Civil Surgeon)

Working in the US

- Information for Employers and Employees
- Permanent Workers
- Temporary (Nonimmigrant) Workers
- Temporary Visitors for Business
- Student and Exchange Visitors

Family

- Family of U.S. Citizens
- Family of Green Card Holders
- Family of Refugees & Asylees
- Fiancé(e) Visas

EMPLOYMENT VERIFICATION

- I-9 Central
- E-Verify Home page
- Self Check

Services

- Sign up for Case Updates
- Submit an e-Request
- FOIA Request Status Check
- Genealogy
- Fraud Detection and National Security

Humanitarian

- Refugees & Asylum
- Humanitarian Parole
- Battered Spouse, Children & Parents
- Victims of Human Trafficking & Other Crimes
- Special Situations
- Temporary Protected Status
- Deferred Enforced Departure

Adoption

- Before You Start
- Before Your Child Immigrates to the United States
- Immigration through Adoption
- Country Information
- After Approval of Orphan and Hague Application
- Bringing Your Internationally Adopted Child to the United States

MOST SEARCHED FORMS

- Apply for Citizenship (Form N-400)
- Apply for a Green Card (Form I-485)
- Help My Relative Immigrate (Form I-130)
- Renew or Replace My Green Card (Form I-90)
- Employment Verification (Form I-9)
- Apply for Employment Authorization (Form I-795)
- Affidavit of Support (Form I-864)

USCIS Social Media

- Facebook
- USCIS Blog: The Beacon
- YouTube
- Twitter
- Twitter Español

Change Of Address

- Change Your Address Online
- Change of Address Information

FIND IT FAST

Done Internet 100%

USCIS - USCIS ELIS - Windows Internet Explorer provided by USCIS

http://www.uscis.gov/portal/site/uscis/menutem.eb1d4c2a3e5b9ac89243c6a7543f6d1a7vgnnextoid=b1659e415d116310vgnVCM100000082ca60aRCRD&vgnnextchannel=b1659e415d116310vgnVCM100000082ca60aRCRD

File Edit View Favorites Tools Help

USCIS - USCIS ELIS

U.S. Citizenship and Immigration Services

Home | Español | Blog | Archive | Index

Search Search

FORMS NEWS RESOURCES LAWS OUTREACH ABOUT US

Home > USCIS ELIS  Printer Friendly

USCIS ELIS

Now Available
File Your I-539 Online



USCIS ELECTRONIC IMMIGRATION SYSTEM

What is USCIS ELIS?

USCIS ELIS is a user-friendly system created to streamline the application process for immigration benefits. It allows immigration benefit seekers and their legal representatives to create an account and file benefit requests online. USCIS ELIS provides more accurate and secure customer service. It also allows USCIS to process cases in a more efficient, consistent and secure environment.

Who will be able to use USCIS ELIS?

In this initial release, certain applicants can electronically file Form I-539, Application to Extend/Change Nonimmigrant Status. Over time, USCIS ELIS will include more benefit types and increased functions.

If you want to	And you	Then	Exceptions
Extend status	are a B-1, B-2, F-1, M-1 or M-2	you can use USCIS ELIS	<ul style="list-style-type: none"> Individuals in the F-1 classification who received a date-specific visa that requires completion of a given course of study within a specific time can extend status in USCIS ELIS. Other F-1s are admitted for duration of status and should contact their designated school official to extend status.
Change status	want to become a B-1, B-2, F-1, F-2, J-1, J-2, M-1 or M-2		<ul style="list-style-type: none"> An M-1 student may not change status to an F-1 student

USCIS ELIS Links

Start Here

- Log in to USCIS ELIS
- Instructions for Requesting Benefits Using USCIS ELIS (444KB PDF)
- Accessibility Release Notes

Multimedia

- USCIS ELIS Video

Other USCIS Links

- Office of Transformation Coordination
- Avoid Scams
- Form I-539, Application To Extend/Change Nonimmigrant Status

Get Email Updates for This Page

Share This Page

http://www.uscis.gov/portal/site/uscis

Internet 100%

Welcome to Citizenship and Immigration Services - Windows Internet Explorer provided by USCIS

https://elis.uscis.dhs.gov/cislogin/CISControllerAction.do?TAM_OP=login&ERROR_CODE=0x0000000&URL=%2F&AUTHLEVEL=&OLDSESSION=

File Edit View Favorites Tools Help

Snagit

Welcome to Citizenship and Immigration Services

U.S. Citizenship and Immigration Services

ELIS Help (Accessible PDF) | ELIS Help | Log In

FORMS NEWS RESOURCES LAWS OUTREACH ABOUT US

USCIS Electronic Immigration System (ELIS) Log In

SECURE LOG IN

Enter your Email address and your Password

Email Address:

Password:

[Forgot or need to reset your password?](#)

Log In

[USCIS Privacy Act Statement](#)

CREATE A NEW ACCOUNT

If you want to apply online OR if you received a USCIS ELIS Account Online Access Code on a Benefit Acceptance Notice, you need to create a new account.

Advantages of a USCIS ELIS Online Account:

- Request Benefit with Step-by-Step Guide
- Pay Online
- Check Case Status

Create New Account

FAQs

What is a USCIS ELIS Account Online Access Code?

For certain benefit types, applicants who submitted a benefit request by mail may have received an Online Access Code along with the benefit notice.

Department of Homeland Security Consent

You are about to access a Department of Homeland Security computer system. This computer system and data therein are property of the U.S. Government and provided for official U.S. Government information and use. There is no expectation of privacy when you use this computer system. The use of a password or any other security measure does not establish an expectation of privacy. By using this system, you consent to the terms set forth in this notice. You may not process classified national security information on this computer system. Access to this system is restricted to authorized users only. Unauthorized access, use, or modification of this system or of data contained herein, or in transit to/from this system, may constitute a violation of section 1030 of title 18 of the U.S. Code and other criminal laws. Anyone who

Reporting Burden Statement

An agency may not conduct or sponsor an information collection and a person is not required to respond to a collection of information unless it displays a currently valid Office of Management and Budget (OMB) control number. The public reporting burden for this information collection is estimated at 2 hours and 15 minutes per response. You may send comments concerning this estimate or any other aspect of this collection of information, including suggestions for reducing this burden to rfs.regs@dhs.gov.

Benefit Home

About You

Name

Addresses

Contact Info

Biographic Info

Immigration

Government ID

Benefit Request

Eligibility Info

Beneficiary Info

Supplementary Info

Upload Evidence Info

Preparer Info

Application Review

Submission and E Sign

Payment

Application to Extend / Change Nonimmigrant Status



About You

Name(s)

* Indicates Required Field

Last Name (Family Name)*:

First Name (Given Name)*:

Middle Name*:

No First Name

Check No First Name if you do not have a first name

No Middle Name

Check No Middle Name if you do not have a middle name

Have you ever used any names other than the name entered above?

▶ Add Additional Page Information

Back

Exit

Save

Next

TIPS

The name you provide must be the same as it appears on your passport, birth certificate, or other legal form of identification. If you only have one name, please provide it in the space for "Family Name" and select the option to indicate "No First Name" and "No Middle Name."

If you have ever used any other name(s), please select "Yes" and add any other name(s). Please insert only one name per addition. Examples of other names can include a maiden name, nicknames, part of a first or last name, or a shortened or altered version of a legal name.

Benefit Home

About You

Name

Addresses

Contact Info

Biographic Info

Immigration

Government ID

Benefit Request

Eligibility Info

Beneficiary Info

Supplementary Info

Upload Evidence Info

Preparer Info

Application Review

Submission and E Sign

Payment

Application to Extend / Change Nonimmigrant Status



About You

Addresses

* Indicates Required Field

Physical Address

Street #: Street Name*: Apt./Suite #:

Country*: City/Town*:

State: ZIP Code:

Province: Postal Code:

Mailing Address

Same as Physical Address

In Care of Name:

Street #: Street Name or P.O. Box*: Apt./Suite #:

Country*: City/Town*:

State: ZIP Code:

Province: Postal Code:

► Add Additional Page Information

Back

Exit

Save

Next

TIPS

Address:

Please provide your current mailing and physical address. If they are the same please check the box indicating your mailing address is the same as your physical address.

Note: If you abbreviate Road (Rd), Street (St), etc., do not use a period (.). You will see an error message. Only alphanumeric characters(A-Z, 0-9), hyphens (-), commas (,), and apostrophes (') are allowed.

Note: Please provide a ZIP Code for any US address entered.

Note: USCIS encourages you to save your benefit request frequently.

- Benefit Home
- About You ←
- Name
- Addresses
- ▾ Contact Info
- Biographic Info
- Immigration
- Government ID
- Benefit Request
- Eligibility Info
- Beneficiary Info
- Supplementary Info
- Upload Evidence Info
- Preparer Info
- Application Review
- Submission and E Sign
- Payment

Application to Extend / Change Nonimmigrant Status



About You

Contact Preferences

* Indicates Required Field

Please provide your contact information.

Email

E-mail:

To change Email address, please go to View My Profile , click on Account tab then click Change Email Address

Contact Numbers

Mobile/Cell Phone:

123-123-1234

Work Phone:

123-123-1234

Extension:

If any

Home Phone:

123-123-1234

▶ Add Additional Page Information

Back

Exit

Save

Next

TIPS



USCIS will contact you via USPS mail.If you would prefer USCIS to contact you by email, you may select your preference and provide the requested information.It is important that you provide a correct telephone number in the event USCIS needs to contact you.If you need assistance, contact USCIS Customer Service at 1-800-375-5283 between the hours of 8am to 8pm in each U.S. time zone. (1-800-767-1833 TDD for people who are deaf or hard of hearing.)

- Benefit Home
- About You
- Name
- Addresses
- Contact Info
- Biographic Info
- Immigration
- Government ID
- Benefit Request
- Eligibility Info
- Beneficiary Info
- Supplementary Info
- Upload Evidence Info
- Preparer Info
- Application Review
- Submission and E Sign
- Payment

Application to Extend / Change Nonimmigrant Status



About You
Biographic Information

* Indicates Required Field

Are you currently a member of the U.S. Military?

Date of Birth*

Month*: Day*: Year*:

Country of Birth*: City or Town of Birth:

State of Birth: Province of Birth:

Gender*:

Citizenship*

Country of Citizenship List

Country of Citizenship	Action
<input type="button" value="Select"/>	

► Add Additional Page Information

TIPS

Please provide your biographic information exactly as it appears on your birth certificate or other government-issued identity document.

Enter your date of birth using the MM/DD/YYYY format even if your birth certificate or other government-issued identity document uses a different format.

If you need assistance, contact USCIS Customer Service at 1-800-375-5283 between the hours of 8am to 8pm in each U.S. time zone. (1-800-767-1833 TDD for people who are deaf or hard of hearing.)

To avoid processing delays USCIS encourages you to answer all questions. Some fields become required based on your previous answers.

Note: USCIS encourages you to save your benefit request frequently.

Benefit Home

About You

Name

Addresses

Contact Info

Biographic Info

Immigration

Government ID

Benefit Request

Eligibility Info

Beneficiary Info

Supplementary Info

Upload Evidence Info

Preparer Info

Application Review

Submission and E Sign

Payment

Application to Extend / Change Nonimmigrant Status



About You

Immigration

* Indicates Required Field

What was your immigration status at the time of your most recent arrival into the United States?

Select

Place of most recent arrival into the United States:

City or Town

Date of most recent arrival into the United States:



mm/dd/yyyy

Do you have a Form I-94/I-94WI-95 Arrival-Departure Record Number OR an entry stamp in your passport to establish that you entered under the Visa Waiver Program Electronic System for Travel Authorization?*

Select

Do you have an alien registration number?*

Select

Add Additional Page Information

Back

Exit

Save

Next

TIPS



Please provide the U.S. Immigration Status you received when you entered the United States. For example, select the appropriate category - "B-1", "B-2", "F-1", "J-1", etc.

In most cases, you can determine your current immigration status by reviewing for example, your visa stamp, passport, admission document(s) or immigration officer stamp on your I-94.

Note: Not all Foreign Nationals are issued an I-94 on admission to the US.

Benefit Home

About You

● Name

● Addresses

● Contact Info

● Biographic Info

● Immigration

● Government ID

Benefit Request

Eligibility Info

Beneficiary Info

Supplementary Info

Upload Evidence Info

Preparer Info

Application Review

Submission and E Sign

Payment

Application to Extend / Change Nonimmigrant Status

**About You****Government Identification**

* Indicates Required Field

USCIS must have information from an official government-issued identity document that belongs to you if you have one. This identity document **must** contain a photo.

Do you have a government-issued identity document?*

Yes

ID Type	Number	Expiration Date	Action
---------	--------	-----------------	--------

Add New ID Type

Government-issued Identity Type:

- Select -

Passport Number*:

Passport Expiration Date:

mm/dd/yyyy

▶ Add Additional Page Information**TIPS**

Photo Identification:

Please select the appropriate document type and provide the ID number for at least one of the listed documents. If you do not have a U.S. passport, an unexpired foreign passport, or a U.S. Driver's License, then select "Other Government ID". Examples of documents that fall under the "Other Government ID" category include foreign driver's licenses or military identification cards with your photograph. You will be required to submit electronically all documents listed as identity documents.

If you do not have any government-issued photo identity document, please provide an explanation in the space provided.

Please provide the ID number for at least one of the documents listed. You may wish to electronically submit the listed identification documents as evidence.

After 20 minutes of inactivity, you will be timed out of the system. If this occurs you must start again at the last saved section.

Benefit Home

About You

Benefit Request

Benefit Request Type

Eligibility Info

Beneficiary Info

Supplementary Info

Upload Evidence Info

Preparer Info

Application Review

Submission and E Sign

Payment

APPLY ONLINE - FORMS AVAILABLE FOR ONLINE APPLICATION



Benefit Request Type

* Indicates Required Field

Select the one option below that best describes your intent:

- I am applying for an extension of stay in my current status and I am the only applicant.
- Members of my family and I are applying for an extension of stay in our current status and we are all seeking the same benefit.
- I am applying for a change of status and I am the only applicant.
- Members of my family and I are applying for a change of status and we are all seeking the same benefit.
- I am seeking a reinstatement to student status.
- Members of my family and I are seeking a reinstatement to student/student dependent status.

▶ Add Additional Page Information

Back

Exit

Save

Next

TIPS

If you wish to extend your current lawful status, you must be in the same, lawful nonimmigrant status for which you are requesting an extension.

USCIS will determine your eligibility for a benefit based on the required information and documentation submitted with this request. Any other supplemental information that may be requested by USCIS or obtained from required background checks will also be used to determine your eligibility.

- Benefit Home
- About You
- Benefit Request
 - Benefit Request Type
 - Eligibility Info
 - Beneficiary Info
 - Supplementary Info
 - Upload Evidence Info
 - Preparer Info
 - Application Review
 - Submission and E Sign
 - Payment

Application to Extend / Change Nonimmigrant Status



Benefit Request Type

Single Status Change

* Indicates Required Field

What is your current immigration status?*

Select

The new nonimmigrant status I am requesting is:*

F1

Select

B1

B2

F1

F2

F3

J1

J2

M1

M2

M3

Personal Page Information

Exit

Save

Next

TIPS

Benefit Request Type:

If you wish to extend your status, you must currently be in the same, valid status for which you are requesting an extension.

InfoPass

My Case Status

Change of Address

Citizenship

Green Card

Family

U.S. Department of Homeland Security

U.S. Customs & Border Protection

U.S. Immigration & Customs

Freedom of Information Act (FOIA)

No FEAR Act

Website Policies

Benefit Home

About You

Benefit Request

Eligibility Info

Arrival Departure

Principal Alien

Education Info

J1 J2 Visa

Immigrant Visa

Background Questions

Beneficiary Info

Supplementary Info

Upload Evidence Info

Preparer Info

Application Review

Submission and E Sign

Payment

Application to Extend / Change Nonimmigrant Status



Eligibility Information

Arrival Departure Record

* Indicates Required Field

Do you currently have the Form I-94, I-94W, or I-95 issued to you in your possession?

Yes

You will be required to submit a copy, front and back, of Form I-94, Arrival-Departure Record, of each person included in this benefit request.

Add Additional Page Information

Back

Exit

Save

Next

TIPS

Arrival/Departure Record (Form I-94):

Most Foreign Nationals are issued a Form I-94, I-94W, or I-95 at the time of their admission to the United States, as well as when they change or extend their status.

If you were issued a Form I-94, I-94W, or I-95 and still have it in your possession, please select "Yes". You will be required to electronically submit a Form I-94, I-94W, or I-95 as evidence of your status when you file this benefit request.

- Benefit Home
- About You
- Benefit Request
- Eligibility Info** ←
- Arrival Departure
- Principal Alien
- Education Info
- J1 J2 Visa
- Immigrant Visa
- Background Questions
- Beneficiary Info
- Supplementary Info
- Upload Evidence Info
- Preparer Info
- Application Review
- Submission and E Sign
- Payment

Application to Extend / Change Nonimmigrant Status



Eligibility Information

Principal Alien

* Indicates Required Field

Are you filing this benefit request for status based on a Principal Alien's nonimmigrant status?


▶ Add Additional Page Information

Back

Exit

Save

Next



TIPS

A Principal Alien is a person who applies for or has nonimmigrant status, and based on their application or nonimmigrant status you are seeking to derive nonimmigrant status.

For example, If you are the spouse or child of an individual who has or is seeking F-1 student status, you may request F-2 dependent status.

If you need assistance, contact USCIS Customer Service at 1-800-375-5283 between the hours of 8am to 8pm in each U.S. time zone. (1-800-767-1833 TDD for people who are deaf or hard of hearing.)

After 20 minutes of inactivity, you will be timed out of the system. If this occurs you must start again at the last saved section.

Benefit Home

About You

Benefit Request

Eligibility Info

● Arrival Departure

● Principal Alien

● Education Info

J1 J2 Visa

Immigrant Visa

Background Questions

Beneficiary Info

Supplementary Info

Upload Evidence Info

Preparer Info

Application Review

Submission and E Sign

Payment

Application to Extend / Change Nonimmigrant Status



Eligibility Information

Education Information

* Indicates Required Field

Are you, or any other person included in this benefit request currently in, or, requesting a change to F, M, or J nonimmigrant status? Yes

SEVIS Case Number*:

N0123456789

Are you a B-2 visitor applying to extend your stay, or are you applying to change your status to that of an F-1 or M-1 student? Yes

Person/People who will provide financial support:

Provide the following information concerning how you will support yourself financially in the United States in your requested status. Complete all that apply:

Last Name: First Name:

Middle Name:

Amount of financial support to be provided per month:

\$1,234.56

Relationship of person/people to the applicant in this case:

Scholarship or grant from educational institution in the amount of:

\$1,234.56

► Add Additional Page Information

Back

Exit

Save

Next

TIPS

Changing your Status to an F-1 or M-1 Student:

You must electronically submit documentation that demonstrates you or someone else has the ability to pay for your studies, and support you while you are in the United States.

- Benefit Home
- About You
- Benefit Request
- Eligibility Info**
- Arrival Departure
- Principal Alien
- Education Info
- J1 J2 Visa
- Immigrant Visa
- Background Questions
- Beneficiary Info
- Supplementary Info
- Upload Evidence Info
- Preparer Info
- Application Review
- Submission and E Sign
- Payment

Application to Extend / Change Nonimmigrant Status



Eligibility Information

J1/J2 Visa

* Indicates Required Field

Are you, or any other person included in this benefit request, in a current J1 or J2 nonimmigrant status?

Name of the person included in this benefit request who is in a J nonimmigrant status

Is the person in J nonimmigrant status subject to the 2-year foreign residence requirement? (See Help for Detailed instructions):

▶ Add Additional Page Information

Back

Exit

Save

Next

TIPS

Some J-1 and J-2 exchange visitors are subject to the 2-year foreign residency requirement (Immigration and Nationality Act in Section 212(e)).

The J-1 and, in some cases, their J-2 dependents are required to return to their home country for 2 years at the end of the J-1 program.

In most cases, the "J" visa stamp issued by the U.S. Department of State will indicate whether or not you are subject to the 2 year foreign residency requirement.

Benefit Home

About You

Benefit Request

Eligibility Info

● Arrival Departure

● Principal Alien

● Education Info

● J1 J2 Visa

● Immigrant Visa

Background Questions

Beneficiary Info

Supplementary Info

Upload Evidence Info

Preparer Info

Application Review

Submission and E Sign

Payment

Application to Extend / Change Nonimmigrant Status



Eligibility Information

Immigrant Visa

* Indicates Required Field

Are you, or any other person included on this benefit request currently an applicant for an immigrant visa?

To your knowledge, are you, or any other person included on this benefit request the beneficiary of any other nonimmigrant or immigrant application or petition?

Has Form I-485, Application to Register Permanent Residence or Adjust Status, ever been filed by you or by any other person included in this benefit application?

▶ Add Additional Page Information

Back

Exit

Save

Next

TIPS

An immigrant visa allows you to travel to the United States and apply for admission as a lawful permanent resident (LPR).

To apply for an immigrant visa, a foreign citizen must be sponsored by a U.S. citizen relative(s), U.S. lawful permanent resident, or by a prospective employer, and be the beneficiary of an approved petition filed with the USCIS.

Benefit Request
Eligibility Info
● Arrival Departure
● Principal Alien
● Education Info
● J1 J2 Visa
● Immigrant Visa
● Background Questions
Beneficiary Info
Supplementary Info
Upload Evidence Info
Preparer Info
Application Review
Submission and E Sign
Payment

 **Background Questions** * Indicates Required Field

Have you, or any other person included in this benefit request, EVER been arrested since entering the United States?*

If arrested, were you, or any other person included in this benefit request, convicted of the offense?*

Have you, or any other person included in this benefit request, EVER been under removal proceedings?*

Have you, or any other person included in this benefit request, EVER ordered, incited, called for, committed, assisted, helped with, or otherwise participated in any of the following:

Acts involving torture?*

Acts involving genocide?*

Killing any person/people?*

Intentionally and severely injuring any person/people?*

Engaged in any kind of sexual contact or relationship with any person/people who were being forced or threatened?*

Limited or denied any person's ability to exercise their religious beliefs?*

Have you, or any other person included in this benefit request, EVER:

Served in, been a member of, assisted in, or participated in any military unit, paramilitary unit, police unit, self-defense unit, vigilante unit, rebel group, guerilla group, militia, or insurgent organization?*

Worked in any prison, jail, prison camp, detention facility, labor camp, or any other situation that involved detaining persons?*

Been a member of, assisted in, or participated in any group, unit, or organization of any kind in which you or other persons used any type of weapon against any person or threatened to do so?*

Assisted or participated in selling or providing weapons to any person who to your knowledge used them against another person, or in transporting weapons to any person who to your knowledge used them against another person?*

Received any type of military, paramilitary, or weapons training?*

Have you or any person included in this benefit request been employed in the United States since your or his or her last entry into the United States or the day of his or her last grant of an extension or change of status?*

Have you, or any other person included in this benefit request remained in the United States past your or his or her authorized period of stay?*

[▶ Add Additional Page Information](#)

The series of questions related to your admissibility to the United States or other eligibility for this benefit request.

If you answer "Yes" to any question in this section, you will be required to provide an explanation and all relevant information about the incident or situation in question.

If you need assistance, contact USCIS Customer Service at 1-800-375-5283 between the hours of 8am to 8pm in each U.S. time zone. (1-800-767-1833 TDD for people who are deaf or hard of hearing.)

After 20 minutes of inactivity, you will be timed out of the system. If this occurs you must start again at the last saved section.

- Benefit Home
- About You
- Benefit Request
- Eligibility Info
- Beneficiary Info
- Supplementary Info**
- Employment History
- Education History
- Residence History
- Upload Evidence Info
- Preparer Info
- Application Review
- Submission and E Sign
- Payment

Application to Extend / Change Nonimmigrant Status



Supplemental Biographic Information

Employment History

* Indicates Required Field

Employment History

Employer Name	Start Date	End Date	Action
---------------	------------	----------	--------

Add Employment Record

Employer Name: Date Employment Began: Date Employment Ended:
mm/dd/yyyy mm/dd/yyyy

Occupation:

Employer Address

Street #: Street Name:

Country: City/Town:

State: ZIP Code:

Province: Postal Code:

Add

► Add Additional Page Information

Back

Exit

Save

Next

TIPS

Please provide information about all your previous and current employers for the last five years starting with the most recent employer first.

After 20 minutes of inactivity, you will be timed out of the system. If this occurs you must start again at the last saved section.

To avoid processing delays USCIS encourages you to answer all questions. Some fields become required based on your previous answers.

[Benefit Home](#)[About You](#)[Benefit Request](#)[Eligibility Info](#)[Beneficiary Info](#)[Supplementary Info](#)[● Employment History](#)[● Education History](#)[Residence History](#)[Upload Evidence Info](#)[Preparer Info](#)[Application Review](#)[Submission and E Sign](#)[Payment](#)

Application to Extend / Change Nonimmigrant Status



Supplemental Biographic Information

Education History

* Indicates Required Field

Education History

Educational Institution	Start Date	End Date	Action
-------------------------	------------	----------	--------

Add New Education Record

Educational Institution Name:

Degree Received:

Major Field of Study:

Date of Attendance From:

mm/dd/yyyy



Date of Attendance To:

mm/dd/yyyy



Educational Institution Location

Country:

City/Town:

State:

ZIP Code:

Province:

Postal Code:

[▶ Add Additional Page Information](#)

TIPS

Please provide information about all the Education Institutions you have attended, beginning with the most recent institution first.

After 20 minutes of inactivity, you will be timed out of the system. If this occurs you must start again at the last saved section.

To avoid processing delays USCIS encourages you to answer all questions. Some fields become required based on your previous answers.

Benefit Home

About You

Benefit Request

Eligibility Info

Beneficiary Info

Supplementary Info

● Employment History

● Education History

● Residence History

Upload Evidence Info


Preparer Info

Application Review

Submission and E Sign

Payment

Application to Extend / Change Nonimmigrant Status



Residence History

Supplementary Information

* Indicates Required Field

Residence History

Address	Start Date	End Date	Action
---------	------------	----------	--------

Add Prior Address

Prior Address

Street #:	Street Name:	Apt./Suite #:
<input type="text"/>	<input type="text"/>	<input type="text"/>
Country:	City/Town:	
<input type="text" value="Select"/>	<input type="text"/>	
State:	ZIP Code:	
<input type="text" value="Select"/>	<input type="text"/>	
Province:	Postal Code:	
<input type="text"/>	<input type="text"/>	

On or about what date did you begin residing at the listed address:

mm/dd/yyyy

On or about what date did you stop residing at the listed address:

mm/dd/yyyy

TIPS

Please provide information about all your current and previous residences for the last five years starting with the most recent residence first.

After 20 minutes of inactivity, you will be timed out of the system. If this occurs you must start again at the last saved section.

To avoid processing delays USCIS encourages you to answer all questions. Some fields become required based on your previous answers.

- Benefit Home
- About You
- Benefit Request
- Eligibility Info
- Beneficiary Info
- Supplementary Info
- Upload Evidence Info
- Evidence Instructions
- Evidence Needed
- Manage Evidence
- Review Evidence File
- Added Files
- Preparer Info
- Application Review
- Submission and E Sign
- Payment

Application to Extend / Change Non-immigrant Status



Upload Evidence

Upload Information

* Indicates Required Field

Acceptable File Standards: In order to process your Application to Extend/Change Nonimmigrant Status case, please add the requested evidence in the following file types (examples: .bmp, .doc, .jpg, .pdf, .tif) which **cannot exceed 6 megabytes (MB) per file**. [List of All Acceptable File Standards](#)

Scanned Images: If you are scanning your documents, please set the scan resolution to 300 DPI.

Responses & Comments: All evidence responses and comments must be provided in English.

Acceptable	Not Acceptable
<p>Save each document type in a separate file.</p>	<p>Do NOT save documents for multiple individuals to the same file.</p>
<p>OR</p> <p>If possible, keep pages to the same document type in one file.</p>	<p>Do NOT save multiple document types to the same file.</p>
<p>Documents separated into multiple files should use unique file names.</p>	<p>Do NOT use duplicate file names.</p>

Back
Exit
Save
Next

* Indicates Required Field

- Eligibility Info
- Beneficiary Info
- Supplementary Info
- Upload Evidence Info
- Evidence Instructions
- Evidence Needed
- Manage Evidence
- Review Evidence File
- Added Files
- Preparer Info
- Application Review
- Submission and E Sign
- Payment

The following is the list of evidence needed by USCIS in order to process your Application to Extend/Change Nonimmigrant Status case.

Please review and click "Next" when you are ready to begin providing evidence online.

All responses and comments must be provided in *English*.

+ Expand All / - Collapse All

Evidence Request For [Redacted] - Primary Applicant

▼ Financial

You must provide at least **ONE** type of evidence for **Financial** support.

Respond With	Description
Affidavit of Support (I134)	A copy of an Affidavit of Support (I-134) demonstrating sponsorship by another individual.
Any Other Financial Evidence	Any other evidence that demonstrates you have sufficient funds to sustain yourself while in the United States.
Bank Statements	A copy of bank statements in the applicant's name.
Evidence of Financial Award, Financial Aid, or Grant	A copy of a Financial Award, Financial Aid or a Grant demonstrating sufficient funds to pay for studies and to support oneself while in the United States.
Receipt for ICE Form I-901 Payment	Fee receipt for U.S. Immigration and Customs Enforcement (ICE) SEVIS Form I-901.

▼ Identity

You must provide at least **ONE** type of evidence for **Identity** support.

Respond With	Description
Any Other Identity Evidence	Any other evidence that supports the identity information on the application.
Drivers License/State ID	A copy of a U.S. driver's license issued by a government authority.
Passport Foreign	A legible copy of a foreign passport. Include only copies of pages showing the passport number, date of issue and expiration, photo, name, surname (family name), date, and place of birth. Uploading documentation of any blank pages in the passport is not required.
Passport US	A legible copy of a United States passport. Include only copies of pages showing the passport number, date of issue and expiration, photo, name, surname (family name), date and place of birth. Uploading documentation of any blank pages in the passport is not required.
Statement of Unavailable Identity Evidence	A statement as to why none of the requested identity evidence is available for submission.

▼ Immigration Status

You must provide at least **ONE** type of evidence for **Immigration Status** support.

Respond With	Description
Arrival/Departure Record	An I-94/I-94W/I-95 Arrival-Departure Record, demonstrating arrival-departure information and current nonimmigrant status.
I20	A copy of a current Form I-20 issued by an educational institution.
Passport Stamp	A copy of an entry stamp on a passport that demonstrates: 1) Arrival-departure information; 2) Current nonimmigrant status; and/or 3) The familial relationship between multiple benefit seekers.

- Benefit Home
- About You
- Benefit Request
- Eligibility Info
- Beneficiary Info
- Supplementary Info
- Upload Evidence Info**
- Evidence Instructions
- Evidence Needed
- Manage Evidence
- Review Evidence File
- Added Files
- Preparer Info
- Application Review
- Submission and E Sign
- Payment

Application to Extend / Change Nonimmigrant Status



Evidence

Manage Evidence

* Indicates Required Field

You must provide the needed evidence by adding a document or providing an explanation of no evidence. Incomplete information and/or unavailable evidence requires an explanation.

Financial ([redacted] - Primary Applicant)

Add Document

Please provide evidence or explanation of no evidence.

► Provide Comments

Identity ([redacted] - Primary Applicant)

Add Document

Please provide evidence or explanation of no evidence.

► Provide Comments

Immigration Status ([redacted] - Primary Applicant)

Add Document

Please provide evidence or explanation of no evidence.

► Provide Comments

If you do not wish to upload evidence at this time, you can [Skip Upload](#)

Back

Exit

Save

Next

Benefit Home

About You

Benefit Request

Eligibility Info

Beneficiary Info

Supplementary Info

Upload Evidence Info

Evidence Instructions

Evidence Needed

Manage Evidence

Review Evidence File

Added Files

Preparer Info

Application Review

Submission and E Sign

Payment

Application to Extend / Change Nonimmigrant Status



Evidence

Select and Add File

* Indicates Required Field

You have selected to provide evidence documentation for:

Evidence Needed: **Financial (Primary Applicant)**
Document Type: **Bank Statements**

You can add up to 5 separate files at a time as evidence for Immigration Status.

+ Expand All / - Collapse All

▼ Upload File #1

1. What file are you adding?

Click "Browse" to select the appropriate file on your computer

File Name:

Choose File No file chosen

Max File size limit 6.0 MB

[List of All Acceptable File Standards](#)



▶ Upload File #2

▶ Upload File #3

▶ Upload File #4

▶ Upload File #5

Back

Exit

Save

Add File

Benefit Home

About You

Benefit Request

Eligibility Info

Beneficiary Info

Supplementary Info

Upload Evidence Info

● Evidence Instructions

● Evidence Needed

● Manage Evidence

Review Evidence File

● Added Files

Preparer Info

Application Review

Submission and E Sign

Payment

Application to Extend / Change Non-immigrant Status



Evidence

Added Files

* Indicates Required Field

Your Added Files

NOTE: The files displayed on this list have *NOT* been uploaded and submitted to USCIS. You must finalize your response and submit your files as evidence to USCIS.

No files Added.

Back

Exit

Save

Next

- Benefit Home
- About You
- Benefit Request
- Eligibility Info
- Beneficiary Info
- Supplementary Info
- Upload Evidence Info
- Preparer Info**
- Preparer
- About Preparer
- Preparer Address
- Application Review
- Submission and E Sign
- Payment

Application to Extend / Change Nonimmigrant Status



Preparer

* Indicates Required Field

The questions on this benefit request were:

- Read by me, or to me, in the English language.
- Translated to me in the language below.
Translated to me in this language:

If translated, the translation was performed by

USCIS requires the disclosure of any person other than the applicant or petitioner who prepared or assisted in preparing this benefit request. If the person that helped you complete this benefit request only helped you by providing or helping you use a computer or electrical equipment to complete this benefit request, you do not need to provide that person's information or complete this section.

Did you prepare this benefit request yourself?

► Add Additional Page Information

Back

Exit

Save

Next

TIPS

The preparer is a U.S. State bar licensed attorney in good standing or BIA-accredited representative who will be representing the applicant or petitioner with the USCIS.

Assistance with Online Benefit Request - If you are applying for this benefit request and you have received help in completing this application online from a person who is not (1) a U.S. licensed attorney representing you before USCIS, (2) a qualified representative approved by the Board of Immigration Appeals or USCIS, (3) a legal guardian, or (4) a parent completing this request on behalf of a child who is under the age of 14 years, the person who assisted you **MUST** complete this section.

If you need assistance, contact USCIS Customer Service at 1-800-375-5283 between the hours of 8am to 8pm in each U.S. time zone. (1-800-767-1833 TDD for people who are deaf or hard of hearing.)

USCIS will be capturing your Internet Protocol (IP) address and browser information with your submission.

Benefit Home

About You

Benefit Request

Eligibility Info

Beneficiary Info

Supplementary Info

Upload Evidence Info

Preparer Info

Application Review

Submission and E Sign

Payment

Application to Extend / Change Nonimmigrant Status



Benefit Request Review

* Indicates Required Field

Please review the associated fees with your benefit request.

If you need to modify any part of your application, use the navigation tabs on the left to go to that section.

Primary Applicant	Fee
Application to Extend/Change Non-Immigrant Status	\$290
Total Cost for Primary Applicant	\$290
Total Cost of Benefit Application: \$290	

Back

Exit

Save

Next

TIPS

You can remove a co-applicant from the benefit request at this time prior to submission. All related information will be removed from the benefit request as well.

Please note, if you wish to add the co-applicant you will be required to go back and complete the co-applicant's information again.

After 20 minutes of inactivity, you will be timed out of the system. If this occurs you must start again at the last saved section.

If you need assistance, contact USCIS Customer Service at 1-800-375-5283 between the hours of 8am to 8pm in each U.S. time zone. (1-800-767-1833 TDD for people who are deaf or hard of hearing.)

- Benefit Home
- About You
- Benefit Request
- Eligibility Info
- Beneficiary Info
- Supplementary Info
- Upload Evidence Info
- Preparer Info
- Application Review
- Submission and E Sign
- Payment

Application to Extend / Change Nonimmigrant Status

TIPS

Note: In the event the PDF document does not display, please hit the F5 key to refresh the screen.




Submission & E-Sign

Review Benefit Data

* Indicates Required Field

Electronic Filing Only



USCIS Electronic Application to Extend / Change Nonimmigrant Status

Department of Homeland Security
U.S. Citizenship and Immigration Services (USCIS)

Page 1 of 15

*This document is a printable version of your electronically submitted information as of Tuesday May 22 2012 4:58:06 PM CDT
*All time stamps shown on this snapshot should be considered as representing the same time zone that appears in the stamp shown here**

Part 1. Information About You

Account Information

1. Do you have a USCIS Account Identifier?
 Yes No
2. Do you have an Alien Registration Number (A Number)?
 Yes No A- [][][][][][][][][]

Name(s)

- 3.a. Last Name (Family Name) [Redacted]
- 3.b. First Name (Given Name) [Redacted]
- 3.c. Middle Name [NPN]
- 3.d. No First Name
- 3.e. No Middle Name
- 3.f. Have you ever used any other names other than the name entered above?
 Yes No

Addresses

Physical Address

- 4.a.1. Street Number [Redacted]
- 4.a.2. Street Name or P.O. Box [Redacted]
- 4.a.3. Apartment / Suite Number [B]
- 4.a.4. City or Town [Redacted]
- 4.a.5. State [TX]
- 4.a.6. ZIP Code [Redacted]
- 4.a.7. Province [Redacted]
- 4.a.8. Postal Code [Redacted]
- 4.a.9. Country [USA]

Back
Exit
Save
E-Sign

Application to Extend / Change Nonimmigrant Status



Submission & E-Sign

E-Sign

* Indicates Required Field

E-Signature Attestation

Benefit Seeker - I understand that submitting this benefit request and information does not in itself grant me any immigration status or any benefit. By my signature, I certify, swear or affirm, under penalty of perjury under the laws of the United States of America, that all information and evidence submitted to establish and maintain this account and to seek this benefit is true and correct. I authorize the release of any information from my records that the U.S. Citizenship and Immigration Services (USCIS) or another U.S. Federal agency should need at any time to determine eligibility for any immigration benefit, document, or service sought, including the Social Security Administration, Internal Revenue Service, Department of Justice, Department of State, Department of Labor, and any vital statistics bureau, licensing entity, or state benefit agency. By my signature, I acknowledge that I understand under section 262 of the Immigration and Nationality Act (INA), if I am an alien who has been or will be in the United States for more than 30 days, I am required to register with USCIS. I understand and acknowledge that, under section 265 of the INA, I am required to provide USCIS with my current physical address and written notice of any

* ***I have read and agree to the above E-Signature Attestation and the Privacy Act Statement and I have reviewed and responded to all the questions on this benefit request.***

SIGNATURE:

Full Name: *

Enter your full legal name as it appears in your official government-issued identity document.

USCIS ELIS Password:*

Enter your USCIS ELIS Online Account password.

NOTE:

Your typed written full legal name and corresponding USCIS ELIS password submitted electronically as part of this document signifies you as the identified signatory.

Back

Exit

Next

Benefit Home

About You

Benefit Request

Eligibility Info

Beneficiary Info

Supplementary Info

Upload Evidence Info

Preparer Info

Application Review

Submission and E Sign

Payment

Application to Extend / Change Nonimmigrant Status



TIPS



Payment

* Indicates Required Field

- Case E-Signed Successfully.

You can now submit payment at this time. USCIS will not process your case until payment is received in full. Electronic payments are processed by Pay.gov, a secure United States government website.

Item Description	Fee
Application to Extend/Change Non-Immigrant Status	\$290
Total Cost:	\$290

Back

Exit

Save

Next

ApprovedCase - Windows Picture and Fax Viewer

U.S. Citizenship and Immigration Services

ELIS Help (Accessible PDF) | ELIS Help | Log Out

FORMS NEWS RESOURCES LAWS OUTREACH ABOUT US

View My Cases

SELECT CASE TO VIEW STATUS: IOE3354459471 Extend/Change Nonimmigrant Status (I-539) **Go**

View Case

CASE STATUS


CASE LIFECYCLE FOR EXTEND / CHANGE NONIMMIGRANT STATUS (I-539)

DRAFT SUBMITTED ACCEPTED OPTIMIZED CLOSED REOPENED

View Snapshot

CASE SUMMARY	STATUS DETAILS
Receipt #: IOE3354459471 Request Type: Application to Extend/Change Nonimmigrant Status Case Received Date: May 10, 2012 Received via: E-file Status: Approved Status Date: May 10, 2012 Payment: Submitted	Approved

Done Local intranet 100%

RECEIPT NUMBER IOE8545606842		CASE TYPE Application to Extend/Change Nonimmigrant Status					
RECEIPT DATE May 11, 2012	PRIORITY DATE	APPLICANT PETER GRIFFIN					
NOTICE DATE May 11, 2012	PAGE 1 of 1	BENEFICIARY PETER GRIFFIN					
PETER GRIFFIN 7728 VERMONT AVE WASHINGTON, DC 20002		Notice Type: Approval Notice Class: B1 Valid from 05/11/2012 to 05/30/2012					
<p>The above application for a change of nonimmigrant status is approved for PETER GRIFFIN. The new status and the length of authorized stay in this status are listed above.</p> <p>Your Form I-94 is included in the lower portion of this notice. You must surrender your Form I-94 when leaving the United States.</p> <p>If you must depart the United States, you may wish to take this notice with you to facilitate your return. If you wish to return to the United States in your new nonimmigrant status, you must obtain a nonimmigrant visa in the desired classification before returning to the United States.</p> <p>THIS FORM IS NOT A VISA NOR MAY IT BE USED IN PLACE OF A VISA.</p>							
<p>Please see the additional information on the back. You will be notified separately about any other cases you filed.</p> <p>For more information, please visit the USCIS Web site at www.uscis.gov, or contact customer service by calling 1-800-375-5283 or TDD: 1-800-767-1833.</p> <p>Form I797A (Rev. 10/31/05)N</p>							
							
PLEASE TEAR OFF FORM I-94 PRINTED BELOW, AND STAPLE TO ORIGINAL I-94 IF AVAILABLE.							
<p>Detach This Half for Personal Records</p> <p>Receipt# IOE8545606842 I-94# 25275238745 NAME PETER GRIFFIN CLASS B1 VALID FROM 05/11/2012 UNTIL 05/30/2012 PETITIONER: PETER GRIFFIN 7728 VERMONT AVE WASHINGTON, DC 20002</p>		<p>25275238745</p> <p>Receipt Number IOE8545606842 United States Citizenship and Immigration Services I-94 Departure Record Petitioner: PETER GRIFFIN</p> <table border="1"> <tr> <td>14. Family Name GRIFFIN</td> <td>16. Date of Birth</td> </tr> <tr> <td>15. First(Given)Name</td> <td></td> </tr> </table>		14. Family Name GRIFFIN	16. Date of Birth	15. First(Given)Name	
14. Family Name GRIFFIN	16. Date of Birth						
15. First(Given)Name							

Assistance and Feedback

USCIS ELIS Assistance

1-800-375-5283

(National Customer Service Center)

1-800-767-1833 (TDD)

USCIS ELIS Feedback

uscis-elis-feedback@uscis.dhs.gov



USCIS ELIS Webinars



On May 22, 2012, U.S. Citizenship and Immigration Services (USCIS) launched the first phase of our new electronic immigration system, known as USCIS ELIS. This initial release brings the agency closer to realizing the web-based future of immigration services. Currently, USCIS ELIS is available for certain students and visitors who need to file a stand-alone Application to Extend/Change Nonimmigrant Status (Form I-539). Future releases will add form types and functions to the system, gradually expanding to cover all USCIS immigration benefits. More information about USCIS ELIS is available on the www.uscis.gov/uscis-elis web page, including the [Instruction Guide for USCIS ELIS](#) and the [USCIS ELIS Frequently Asked Questions](#).

USCIS will host a series of webinars in June 2012 to give interested individuals an opportunity to view the different features of USCIS ELIS and ask questions about the new system.

The schedule for the webinar series is as follows:

Date	Time (all times Eastern)
Tuesday, June 5	1:00 – 2:00 pm
Thursday, June 21	3:00 – 4:00 pm
Thursday, June 28	1:00 – 2:00 pm
Thursday, July 12	1:00 – 2:00 pm

To Participate in a Session:

Any interested parties may participate in these webinars. If you wish to attend, please email the Public Engagement Division at Public.Engagement@uscis.dhs.gov no later than the day before the session. In the subject line of your email, please reference the following:

- To participate in the June 5 webinar, please reference USCIS ELIS – June 5
- To participate in the June 21 webinar, please reference USCIS ELIS – June 21
- To participate in the June 28 webinar, please reference USCIS ELIS – June 28
- To participate in the July 12 webinar, please reference USCIS ELIS – July 12

Please include your full name and the organization you represent in the body of the email.

Following your registration, we will provide an email confirmation with additional details about how to participate in the webinar you selected.

We look forward to engaging with you!