



V-100™ BASE SCENARIO LIBRARY

Collection of Law Enforcement Training Scenarios

Version 1.0-0817

COPYRIGHT

Copyright © 2017 by VirTra Inc. All Rights Reserved. No part of this publication may be reproduced, transcribed, stored in a retrieval system, translated into any language, or transmitted in any form or by any means, electronic, mechanical, magnetic, optical, chemical, photocopying, manual, or otherwise, without prior written permission from VirTra Inc.

DISCLAIMER

VirTra Inc. shall not be liable for any incidental or consequential damage resulting from the performance or use of this product. This company makes no representations or warranties regarding the contents of this manual. Information in this manual has been carefully checked for reliability; however, no guarantee is given as to the correctness of the contents. In the interest of continued product improvement, this company reserves the right to revise the manual or include changes in the specifications of the product described within it at any time without notice and without obligation to notify any person of such revision or changes. The information contained in this manual is provided for general use by the customers of the product.

TRADEMARKS

Product names used in this manual are ascribed to their respective owners and acknowledged.

Authors:

Scott DiIullo
Richard Mansfield
Andy Polasky

Editor:

Chris Wise / Brent Barcena

Layout/Design:

Chris Wise / Brent Barcena

TABLE OF CONTENTS

	COPYRIGHT.....	2
	DISCLAIMER.....	2
	TRADEMARKS.....	2
I.	INTERACTIVE MANUAL.....	4
	A. HOW TO USE THIS INTERACTIVE PDF MANUAL.....	4
II.	V-100™ LE SCENARIOS.....	5
	A. ACTIVE SHOOTERS.....	5
	B. AMBUSHES.....	6
	C. COURT/JAIL.....	9
	D. DISTURBANCES.....	14
	E. DOMESTIC VIOLENCE.....	16
	F. EDP (EMOTIONALLY DISTURBED PERSON).....	19
	G. HIGH RISK ENTRIES.....	22
	H. HOSTAGE SITUATION.....	26
	I. OFF DUTY/CCW.....	32
	J. SKILL DRILLS.....	36
	K. SUICIDAL SUBJECTS.....	41
	L. SUSPECT CONTACTS.....	43
	M. SUSPICIOUS SUBJECTS.....	48
	N. TRAFFIC STOPS.....	52
III.	SHOT MARKERS.....	55
IV.	CONTACT VIRTRA.....	57

I. INTERACTIVE MANUAL

A. HOW TO USE THIS INTERACTIVE PDF MANUAL

1. For quicker navigation, go to the Table of Contents located on page 05 of this manual. Simply click on the desired section/subject to jump to that page.


TABLE OF CONTENTS		
I.	INSTALLATION INSTRUCTIONS	5
II.	RETURN POLICY	7
III.	VIRTRA 300 LE SCENARIOS	8
	A. ACTIVE SHOOTERS	8
	B. AMBUSHES	10
	C. COURT/LAW	12
	D. DISTURBANCES	14

2. Click on the “TABLE OF CONTENTS” found on the upper right of each page to go back to the Table of Contents on page 07 of this manual.

[TABLE OF CONTENT](#)

B. AMBUSHES

SCENARIO TITLE: NIGHTMARE ALLEY



Force Options: DF Only
Language: English

Scenario Overview:

Student officer acts as cover officer for his/her partner while contacting a subject with outstanding warrants in an alley way. As the primary officer is attempting to place the suspect into custody, the officers are ambushed by another suspect, who pulled up behind them in a truck. Deadly force encounter with suspect requires numerous, on target, center mass hits (7), to stop threat and/or one on target headshot.

Student officer Information: You and your partner are contacting a suspect in an alley way, the suspect is known to have a warrant out for his arrest.

II. V-100™ LE SCENARIOS

A. ACTIVE SHOOTERS

SCENARIO TITLE: YOU'RE FIRED



Force Options: DF Only

Language: English

Scenario Overview:

Student officer responds to a subject with a gun call at a business. Upon his/her arrival the student officer is informed that a gunman has entered the building. Student officer hears gunshots coming from within building and enters into an active shooter incident.

Scenario will simulate realistic active shooter call for service, forcing student officer to immediately react to an in progress shooting/immediate loss of life situation upon arrival. Student officer will be forced to demonstrate verbal, observation and investigative skills. Scenario rapidly progresses to violent encounter with armed suspect, testing officer's proficiency in decision making, sound active shooter response tactics, situational and threat awareness, use of force progression and marksmanship.

B. AMBUSHES

SCENARIO TITLE: NIGHTMARE ALLEY



Force Options: DF Only

Language: English

Scenario Overview:

Student officer acts as cover officer for his/her partner while contacting a suspect with outstanding warrants in an alley way. As the primary officer is attempting to place the suspect into custody, the officers are ambushed by another suspect, who pulled up behind them in a truck. Deadly force encounter with suspect requires numerous, on target, center mass hits (7), to stop threat and/or one on target headshot.

Student officer Information: You and your partner are contacting a suspect in an alley way, the suspect is known to have a warrant out for his arrest.

SCENARIO TITLE: FRONT YARD AMBUSH



Force Options: DF Only

Language: English

Scenario Overview:

Student officer responds to a burglary in progress call and upon his/her arrival at the residence is immediately confronted with an armed and hysterical home owner, who advises that suspects have just shot his wife and fled out the front door of his residence. The student officer is then ambushed by hidden suspect(s) in the front yard of the residence.

Student Officer Information: You have been dispatched to a burglary in progress call and are arriving on scene in your patrol car.

SCENARIO TITLE: NO SHOW

Force Options: DF, Taser, OC

Language: English

Scenario Overview:

Student officer is dispatched to residence to check the welfare on a couple, who own a local jewelry store, who have failed to show up to work. Upon his/her arrival the officer discovers the front door open, and the residents tied up and gagged, inside the family room (home invasion in progress). Upon making entry into the home, the officer is confronted by two armed suspects.

Scenario will simulate a “realistic” check welfare call. The student officer will interrupt a home invasion in progress, resulting in a judgmental use-of-force encounter with the suspect(s). The scenario will test the student officer’s proficiency in verbal and observation skills, decision making, sound officer safety tactics, contact and cover, situational and threat awareness, use of force progression and marksmanship.

SCENARIO TITLE: DARK CORNER

Force Options: DF Only

Language: English

Scenario Overview:

Student officer responds to a silent alarm call at a closed industrial business. Upon his/her arrival, the student officer interrupts a burglary in progress. Suspects are observed exiting out door, but they flee back into building upon seeing the officer.

Scenario will simulate a “realistic” suspect contact call. The student officer will be placed in a judgmental use-of-force encounter with the suspect/s. The scenario will test the student officer’s proficiency in observation skills, decision making, sound officer safety tactics, situational and threat awareness, use of force progression and marksmanship.

SCENARIO TITLE: DOOR ENCOUNTER 1**Force Options:** DF Only**Language:** English**Scenario Overview:**

Student officer responds to a local office building, reference a subject acting irrational. Upon his/her entry into the office, the student officer is faced with an unknown problem that he/she must respond to.

Scenario will simulate a “realistic” ambush situation. The student officer will be placed in a judgmental use-of-force encounter with the suspect. The scenario will test the student officer’s proficiency in observation skills, decision making, sound officer safety tactics, situational and threat awareness, use of force progression and marksmanship.

SCENARIO TITLE: UNKNOWN PROBLEM**Force Options:** DF Only**Language:** English**Scenario Overview:**

Student officer responds to a silent alarm call at a closed industrial business. Upon his/her arrival, the student officer discovers an open door to the rear of the business. The student officer makes entry into the business and interrupts a burglary in progress.

Scenario will simulate a “realistic” unknown problem. The student officer will be placed in a judgmental use-of-force encounter with the suspect/s. The scenario will test the student officer’s proficiency in observation skills, decision making, sound officer safety tactics, situational and threat awareness, use of force progression and marksmanship.

C. COURT/JAIL

SCENARIO TITLE: MESS DUTY HOSTAGE



Force Options: DF, TASER, OC, BB

Language: English

Scenario Overview:

Student is a corrections officer who has responded to the jail kitchen, reference an inmate who has taken another inmate hostage and is armed with a knife. Student officer is a member of the jails special response team.

The scenario will simulate a realistic hostage situation, inside a correctional facility. The student officer will be forced to utilize and demonstrate verbal, observation and negotiation skills. The scenario rapidly progresses to violent encounter with armed suspect, testing officers proficiency in decision making, crisis negotiations, sound officer safety tactics, situational and threat awareness, use of force progression and marksmanship.

SCENARIO TITLE: SELF INFLICTED



Force Options: DF, TASER, OC, BB

Language: English

Scenario Overview:

Student is a corrections officer who has responded to a booking room cell, reference an inmate attempting suicide. Inmate is covered in blood (bio hazard) and armed with a ball point pen.

The scenario will simulate a realistic suicidal subject situation, inside a correctional facility. The student officer will be forced to utilize and demonstrate verbal, observation and negotiation skills. The scenario rapidly progresses to violent encounter with an armed suspect, testing officer's proficiency in decision making, crisis negotiations, sound officer safety tactics, situational and threat awareness, use of force progression and marksmanship.

SCENARIO TITLE: DEFIANT DEFENDANT

Force Options: DF, TASER

Language: English

Scenario Overview:

Student Deputy is working as bailiff in courtroom, when a defendant (gang member) suddenly grabs a pen from defendant's table and charges toward testifying witness on stand.

Scenario Training Objective: Scenario will simulate a "realistic" threat reaction situation, with an armed suspect. The deputy must immediately react to the violent encounter, testing the deputy's proficiency in decision making, situational and threat awareness, use of force progression and marksmanship.

SCENARIO TITLE: FALSE SURRENDER

Force Options: DF Only

Language: English

Scenario Overview:


Student Deputy responds to "Shots being Fired" from the front lobby entrance at the courthouse. Upon his/her arrival, the deputy discovers that security has been breached and an armed suspect is barricaded behind cover.

Scenario will simulate a "realistic" shots fired call for service, forcing student deputy to immediately react to an in progress shooting/immediate loss of life situation. Student deputy will be forced to demonstrate verbal and observation skills. Scenario rapidly progresses to violent encounter with an armed suspect, testing deputy's proficiency in decision making, sound active shooter response tactics, crisis negotiations, situational and threat awareness, use of force progression and marksmanship.

SCENARIO TITLE: JUSTICE SERVED**Force Options:** DF Only**Language:** English**Scenario Overview:**

Student Deputy responds to “Shots being Fired” from a courtroom. Upon his/her arrival, the deputy discovers that suspect(s) have entered the courtroom and are holding the judge hostage.

Scenario will simulate a “realistic” shots fired call for service, forcing student deputy to immediately react to an in progress shooting/immediate loss of life situation. Student deputy will be forced to demonstrate verbal and observation skills. Scenario rapidly progresses to violent encounter with an armed suspect(s), testing deputy’s proficiency in decision making, sound active shooter response tactics, crisis negotiations, situational and threat awareness, use of force progression and marksmanship.

SCENARIO TITLE: PATERNITY PANIC**Force Options:** DF, TASER**Language:** English**Scenario Overview:**

Student deputy responds to third floor of courthouse, reference a distraught male subject threatening to throw an infant child over the bannister rail. The male subject has learned, during a paternity case that the child is not his baby. Upon his/her arrival the deputy negotiates with the distraught male, as the suspect’s estranged wife pleads for the child’s life.

Scenario will simulate a “realistic” domestic violence situation, inside the courthouse. Student Deputy will be forced to demonstrate verbal and crisis negotiations skills. Scenario rapidly progresses to violent encounter, testing the deputy’s proficiency in decision making, situational and threat awareness, use of force progression and marksmanship.

SCENARIO TITLE: SPLIT SECOND**Force Options:** DF Only**Language:** English**Scenario Overview:**

Student Deputy has responded (first on scene) to distress alarm in a courtroom. Upon arrival, the deputy discovers that the bailiff has been overpowered and shot with his own weapon, taken by the suspect. The suspect has taken several jurors hostage, in the courtroom. The suspect is deranged and suicidal.

The scenario will simulate a “realistic” hostage situation. The student officer will initially be forced to utilize and demonstrate crisis negotiation skills. The scenario rapidly progresses to a violent encounter, testing the officer’s proficiency in decision making, sound officer safety tactics, situational and threat awareness, use of force progression and marksmanship.

SCENARIO TITLE: STARVED CRAZY (MAN)**Force Options:** DF Only**Language:** English**Scenario Overview:**

Student Deputy is working security entrance position at courthouse, when he/she observes two suspicious subjects (transients) walk in and enter courthouse cafeteria, prior to the security check point. Shortly thereafter yelling/arguing is heard coming from cafeteria area and student deputy responds to investigate the disturbance. Student deputy is confronted by an emotionally disturbed suspect, who is upset that he has been refused service.

Scenario will simulate a “realistic” EDP situation. The scenario rapidly progresses to a violent encounter, testing the officer’s proficiency in decision making, sound officer safety tactics, situational and threat awareness, use of force progression and marksmanship.

SCENARIO TITLE: STARVED CRAZY (WOMAN)**Force Options:** DF, TASER, OC**Language:** English**Scenario Overview:**

Student Deputy is working security entrance position at courthouse, when he/she observes two suspicious subjects (transients) walk in and enter courthouse cafeteria, prior to the security check point. Shortly thereafter yelling/arguing is heard coming from cafeteria area and student deputy responds to investigate the disturbance. Student deputy is confronted by an emotionally disturbed suspect.

Scenario will simulate a “realistic” EDP situation. The scenario rapidly progresses to a violent encounter, testing the officer’s proficiency in decision making, sound officer safety tactics, situational and threat awareness, use of force progression and marksmanship.

D. DISTURBANCES

SCENARIO TITLE: HOOKER OD



Force Options: DF, TASER, OC

Language: English

Scenario Overview:

Student Officer responds to a vacant lot, on a check activity call for service. A male subject, pimp, is yelling at his working girl, hooker, to clean up and get to work. The hooker has overdosed, is hallucinating, and is holding a syringe in her hand, posing a threat and biological hazard to the officer.

The scenario will simulate a realistic disturbance call for service. The scenario progresses to an encounter with two hostile suspects, testing officer's proficiency in decision making, sound officer safety tactics, situational and threat awareness, use of force progression and marksmanship.

SCENARIO TITLE: BIKER BILLY



Force Options: DF, TASER, OC

Language: English

Scenario Overview:

Student Officer is dispatched to a noise disturbance at a residence. Neighbors are complaining about a subject working on his motorcycle, in his garage, disturbing the peace. Upon his/her arrival the student officer contacts the subject, who is an outlaw motorcycle gang member (OMG). The OMG is immediately confrontational with the officer.

The scenario will simulate a "realistic" disturbance call for service, which immediately progresses to an encounter with a hostile suspect. The scenario will test the officer's proficiency in decision making, sound officer safety tactics, situational and threat awareness, use of force progression and marksmanship.

SCENARIO TITLE: STUPID DOG



Force Options: DF, TASER, OC

Language: English

Scenario Overview:

Scenario will simulate a student LEO/Deputy, “on duty” and be dispatched to a neighbor dispute. Student needs to use good verbal skills and decision making. Scenario will “branch” based on student’s ability to handle subject and reacting to what suspect may/may not do in response to the student. Use of force based on verbal skills and marksmanship.

E. DOMESTIC VIOLENCE

SCENARIO TITLE: BROTHERLY LOVE



Force Options: DF Only

Language: English

Scenario Overview:

Student officer responds to a fight in progress call. Upon his/her arrival, along with a partner officer, the officers confront two male suspects fist fighting in the front yard of the residence. Numerous family members are watching the fight. One suspect flees back into the residence as the remaining suspect is detained for questioning. Student officer provides cover for partner officer. Second suspect reemerges from residence with weapon, as partner officer struggles with first suspect.

The scenario will simulate realistic domestic violence call for service, placing student officer initially in an unknown domestic problem, forcing officer to utilize and demonstrate verbal, observation and investigative skills. Scenario progresses to encounter with hostile suspect(s) and his relatives, testing officer's proficiency in decision making, sound officer safety tactics, contact and cover, situational and threat awareness, use of force progression and marksmanship.

SCENARIO TITLE: BRIDGE BABY ABDUCTION



Force Options: DF Only

Language: English

Scenario Overview:

Student officer is on routine patrol and is flagged down by a hysterical mother who advises her husband has taken their baby, threatening to harm the child. Student officer confronts distraught father, who is holding the baby near the railing of a bridge, threatening to throw the baby over the railing.

Student Officer Information: You are on routine Patrol and are flagged down by a hysterical female.

SCENARIO TITLE: STALKER**Force Options:** DF, TASER, OC**Language:** English**Scenario Overview:**

Student officer responds to domestic disturbance call of a male victim being “stalked” by his ex-girlfriend. Upon his/her arrival the student officer observes the suspect vehicle parked in victim’s driveway, blocking the new girlfriend’s vehicle in. As the student officer exits his/her patrol car, the suspect immediately shoots at the new girlfriend, standing in doorway of residence. The suspect then barricades herself in her car.

The scenario will simulate a “realistic” domestic violence call for service. The scenario rapidly progresses to an encounter with an armed suicidal suspect, testing officer’s proficiency in decision making, sound officer safety tactics, situational and threat awareness, use of force progression and marksmanship.

SCENARIO TITLE: DOMESTIC DISTURBANCE**Force Options:** DF Only**Language:** English**Scenario Overview:**

Student officer responds to residential domestic disturbance call.

SCENARIO TITLE: RESIDENTIAL ROBIN HOOD

Force Options: DF, TASER, OC

Language: English

Scenario Overview:

Student officer responds to a residence, reference a family fight call. Upon his/her arrival, the male resident runs out of the front door and advises that his intoxicated wife pointed his crossbow at him during an argument. The male explains his wife, who has been drinking, is in the backyard, target shooting with his crossbow. The student officer's backup is twenty minutes away.

Scenario will simulate a "realistic" domestic violence call for service. The scenario will test the officer's verbal skills, decision making, sound officer safety tactics, situational and threat awareness, use of force progression and marksmanship.

SCENARIO TITLE: TWO TO TANGO

Force Options: DF, TASER, OC

Language: English

Scenario Overview:

Student officer responds to the area of a radio call where there is a vehicle with a male and female occupant appearing to be in a physical confrontation. Patrol car on screen. Student is given a vehicle description. The vehicle pulls in front of the on screen patrol vehicle. Occupants in vehicle are animated showing some type of confrontation taking place. On screen patrol car stops vehicle. Vehicle yields and pulls over. Female occupant immediately exits and begins to walk away. Male occupant exits vehicle and begins yelling at female occupant the turns to student officer and begins yelling. Force options: have the male comply, escalate/de-escalate dialogue, pull a handgun (after being Tasered), or charge the innocent.

F. EDP (EMOTIONALLY DISTURBED PERSON)**SCENARIO TITLE: SILENT SAM****Force Options:** DF Only**Language:** English**Scenario Overview:**

Student officer and backup unit respond to a residence reference an emotionally disturbed subject. Upon their arrival the officers are informed that a “crazy” man, in a wheelchair, is inside the house, demanding that the family give him money. Student officer and backup officer enter the house to contact the subject. Suspect immediately and without warning shoots partner officer.

The scenario will simulate a “realistic” contact with an emotionally disturbed subject. The student officer will be placed in an immediate OIS, deadly force encounter with the suspect. The scenario will test the student officer’s reaction time, decision making, sound officer safety tactics, situational and threat awareness, use of force progression and marksmanship.

SCENARIO TITLE: EDP**Force Options:** DF, TASER, OC**Language:** English**Scenario Overview:**

Student officer responds to residential domestic disturbance call.

SCENARIO TITLE: BAG MAN

Force Options: DF, TASER, OC

Language: English

Scenario Overview:

Student officer dispatched to a public park reference a subject causing a disturbance. Student officer locates and contacts an emotionally disturbed subject, who believes he is a super hero. EDP has aggressive dog tethered to his park bench, not allowing the student officer to approach.

Scenario will simulate a “realistic” contact with an emotionally disturbed subject. The student officer will be placed in a judgmental use-of-force encounter with the suspect. The scenario will test the student officer’s proficiency in verbal and observation skills, decision making, sound officer safety tactics, contact and cover, situational and threat awareness, use of force progression and marksmanship.

SCENARIO TITLE: HERE WE GO AGAIN

Force Options: DF, TASER, OC

Language: English

Scenario Overview:

Student LEO/Deputy will respond to a call of a subject who is suicidal. Subject will be armed with a knife. Bystander/RP will contact student officer first and advise person has mental issues and stopped taking their medication. Suicidal person will be standing outside with the weapon and immediately engage student with verbal threats to harm themselves and/or others. Suicidal subject will be making incoherent statements. Bystander/RP will be on another screen screaming at student officer “to not kill person”. Escalating/De-escalating dialogue. Option for all threat levels as well including suspect charging the innocent with the knife.

SCENARIO TITLE: NASA EDP**Force Options:** DF, TASER, OC**Language:** English**Scenario Overview:**

Student officer responds to a call of a mentally ill subject causing a disturbance in a park. Student Officer is contacted by the reporting party who gives a brief statement about the mentally ill subject. The scenario pushes forward to allow the trainee(s) to make contact with the mentally ill subject. The Instructor can escalate the situation by triggering the mentally ill subject to clench his fists and get in a fighting stance. The trainee(s) must make a decision using departmental UoF policy regarding verbal commands, Taser, OC, or deadly force. If the trainee(s) deploys Taser after the mentally ill subject goes hostile, it will be failed deployment and a second deployment will need to be used.

G. HIGH RISK ENTRIES

SCENARIO TITLE: LOBBY RESCUE BREACH



Force Options: DF Only

Language: English

Scenario Overview:

High risk entry into business lobby to rescue numerous victims being held hostage by gunmen.

SCENARIO TITLE: NO SHOW BREACH



Force Options: DF Only

Language: English

Scenario Overview:

Student officer(s) conduct high risk entry, into a residence, to rescue residents who have been taken hostage by home invasion suspects. Upon making entry into the home, the officer(s) is confronted by two armed suspects.

Scenario will simulate a “realistic” check welfare call. The student officer will interrupt a home invasion in progress, resulting in a judgmental use-of-force encounter with the suspect(s). The scenario will test the student officer’s proficiency in decision making, sound officer safety tactics, threat awareness, use of force and marksmanship.

SCENARIO TITLE: SILENT SAM BREACH**Force Options:** DF Only**Language:** English**Scenario Overview:**

Student officer conducts a high risk entry into a residence, where an armed, emotionally disturbed suspect, is holding an officer and resident hostage.

The scenario will simulate a “realistic” high risk entry. The student officer will be placed in an immediate OIS, deadly force encounter with the suspect. The scenario will test the student officer’s decision making, sound officer safety tactics, situational and threat awareness, and marksmanship.

SCENARIO TITLE: TEEN CRUSH BREACH**Force Options:** DF Only**Language:** English**Scenario Overview:**

Student officer is conducting a high risk entry, into a school classroom, where a male student has taken his former girlfriend hostage and is threatening to kill her.

Scenario will simulate a “realistic” high risk entry. The scenario progresses to violent encounter with an armed suspect holding his teen girlfriend hostage. The scenario will test the officer’s proficiency in high risk entries, decision making, sound officer safety tactics, situational and threat awareness, and marksmanship.

SCENARIO TITLE: WIFE HOSTAGE BREACH**Force Options:** DF Only**Language:** English**Scenario Overview:**

High risk entry into a house where a suspect has taken his wife hostage. The couple's infant child is positioned directly behind the suspect, posing a risk. The scenario will test the officer's proficiency in crisis entry tactics, decision making, situational and threat awareness, and marksmanship.

SCENARIO TITLE: YOU'RE FIRED BREACH**Force Options:** DF Only**Language:** English**Scenario Overview:**

Student officer conducts a high risk entry into an office building to locate a homicide suspect.

The scenario will simulate a "realistic" high risk entry. The scenario rapidly progresses to violent encounter with armed suspect, testing officer's proficiency in crisis entry, decision making, situational and threat awareness, use of force progression and marksmanship.

SCENARIO TITLE: INSURGENT BOMB MAKER BREACH



Force Options: DF Only

Language: English

Scenario Overview:

Student conducts a high risk room entry after an LSDD deployment to engage and eliminate two high value targets (HVT's). The primary target is in the process of making an IED while the second target provides security. The student will have to eliminate both HVT's upon entry.

The scenario simulates a realistic military room entry / clearing to eliminate two insurgents. The scenario tests the students threat awareness, decision making, rules of engagement and marksmanship.

H. HOSTAGE SITUATION

SCENARIO TITLE: COP HOSTAGE



Force Options: DF Only

Language: English

Scenario Overview:

Student officer is passenger in patrol car with a partner officer who initiates a traffic stop on a suspect vehicle, after observing a minor traffic violation. Student officer provides cover as the partner officer contacts the suspect driver. Partner officer is overpowered by suspect driver and taken hostage. Student officer is placed in standoff with suspect holding his partner as a hostage.

Student officer Information: You and your partner conduct a traffic stop on a vehicle for running a stop sign.

SCENARIO TITLE: OFFICE HOSTAGE



Force Options: DF Only

Language: English

Scenario Overview:

Student officer responds to a hostage situation in a business office complex.

SCENARIO TITLE: OFFICER RESCUE

Force Options: DF Only
Language: English

Scenario Overview:

Student officer and partner officer respond to emergency traffic reference an officer down, needing assistance. Upon arrival the officers are immediately confronted with gunfire coming from within the residence, not allowing them to approach the downed officer, near the front of the house. Partner officer takes up cover position in front yard, as student officer takes up position next to patrol car. Suspect inside of residence changes firing positions throughout scenario. Student officer is designated to provide rifle coverage for responding SWAT team, as they attempt to rescue officer in front of residence.

Student officer information: You and your partner responded to a residence reference an officer down, needing assistance.

SCENARIO TITLE: PROBATIONER

Force Options: DF Only
Language: English

Scenario Overview:

Student officer responds to Adult Probation office to assist probation officer's arrest of a probationer, who has a history of violence. As student officer enters office, the suspect takes the PO hostage. Student officer has small window of opportunity to end threat with a head shot.

Scenario will simulate realistic hostage situation, with a violent probationer. The student officer will be forced to utilize and demonstrate verbal, observation and investigative skills. The scenario rapidly progresses to violent encounter with armed suspect, testing officer's proficiency in decision making, sound officer safety tactics, situational and threat awareness, use of force progression and marksmanship.

SCENARIO TITLE: TEEN CRUSH**Force Options:** DF Only**Language:** English**Scenario Overview:**

Student officer is conducting a high risk entry, into a school classroom, where a male student has taken his former girlfriend hostage and is threatening to kill her.

Scenario will simulate a “realistic” high risk entry. The scenario progresses to violent encounter with an armed suspect holding his teen girlfriend hostage. The scenario will test the officer’s proficiency in high risk entries, decision making, sound officer safety tactics, situational and threat awareness, and marksmanship.

SCENARIO TITLE: WIFE HOSTAGE**Force Options:** DF Only**Language:** English**Scenario Overview:**

Student officer responds to a single-family residence reference a 911 hang up call to make a welfare check. Upon his or her arrival at the front door, which is ajar, the officer overhears a female subject inside, crying for help. Student officer makes crisis entry into the residence and is immediately confronted with a hostage situation. The suspect has his finger on the trigger of his weapon, pointed directly at the victim’s head. The couple’s infant child is positioned directly behind the suspect, posing a risk, if the officer engages suspect.

The scenario will simulate a realistic domestic violence call for service. The scenario progresses to violent encounter with armed suspect, holding his wife hostage. The scenario will test the officers proficiency in crisis negotiation, decision making with sympathetic reflex recognition, sound officer safety tactics, situational and threat awareness, use of force progression and marksmanship.

SCENARIO TITLE: CORNERED**Force Options:** DF Only**Language:** English**Scenario Overview:**

Student Deputy responds to hostage situation at the courthouse. Upon his/her arrival, the deputy discovers that an armed suspect has taken a court clerk hostage, in an attempt to flee the building.

Scenario will simulate a realistic “hostage situation”. The student deputy will be forced to demonstrate proficiency in crisis negotiation and verbal skills, decision making, tactics, situational and threat awareness, use of force progression and marksmanship.

SCENARIO TITLE: BLIND DATE**Force Options:** DF Only**Language:** English**Scenario Overview:**

Student officer responds to a hostage situation in lobby of movie theatre. The scenario rapidly progresses to violent encounter with armed suspect, testing the officer’s proficiency in decision making, situational and threat awareness, use of force progression and marksmanship.

SCENARIO TITLE: DOOR ENCOUNTER 3**Force Options:** DF Only**Language:** English**Scenario Overview:**

The student officer responds to a local office building, reference a subject acting irrational. Upon his/her entry into the office, the student officer is faced with an unknown problem that he/she must respond to.

Scenario will simulate a “realistic” hostage situation. The student officer will be placed in a judgmental use-of-force encounter with the suspect. The scenario will test the student officer’s proficiency in observation skills, decision making, sound officer safety tactics, situational and threat awareness, use of force progression and marksmanship.

SCENARIO TITLE: HUMAN SHIELD**Force Options:** DF Only**Language:** English**Scenario Overview:**

Student officer responds to a hostage situation at a local warehouse. A male subject has taken his estranged girlfriend hostage and is threatening to kill her. Upon entry into the open warehouse, the student officer makes contact with the hostage and hostage taker and has a brief opportunity to stop the threat.

The scenario will simulate a “realistic” hostage situation. The student officer will be placed in a judgmental use-of-force encounter with the suspect. The scenario will test the student officer’s proficiency in observation skills, decision making, sound officer safety tactics, situational and threat awareness, use of force progression and marksmanship.

SCENARIO TITLE: WAREHOUSE HOSTAGE



Force Options: DF, Crisis Negotiations

Language: English

Scenario Overview:

Student officer conducts a building search. During the search the student officer encounters a hostage situation. Student officer must use verbal skills, marksmanship and crisis negotiations during the scenario.

I. OFF DUTY/CCW

SCENARIO TITLE: ATM HOLDUP



Force Options: DF Only

Language: English

Scenario Overview:

Student officer is off duty, awaiting his/her turn to use an ATM machine at a bank. As the person in front of him/her completes their transaction a vehicle pulls up behind them. A suspect exits the car and attempts to rob them.

SCENARIO TITLE: MOVIE JOKER



Force Options: DF Only

Language: English

Scenario Overview:

Student officer is off duty, watching a movie in a theater with his/her family. During the movie an armed suspect, dressed as the joker, enters the theater thru the emergency exit, armed with a shotgun.

The scenario will simulate a “realistic” off duty encounter with armed subject. The student officer will be placed in a judgmental use-of-force encounter with the suspect. The scenario will test the student officer’s proficiency in immediate reaction/decision making, sound officer safety tactics, situational and threat awareness, use of force progression and marksmanship.

SCENARIO TITLE: LOVER'S QUARREL

Force Options: DF, TASER, OC, Verbal Skills

Language: English

Scenario Overview:

Student LEO/CCW responds to a male and female having a verbal argument which escalates into a physical confrontation in a parking lot.

Scenario will simulate a student LEO/CCW, “off duty” and observes male and female having a verbal argument which escalates into a physical confrontation in a parking lot. Student needs to use good verbal skills and decision making. Scenario will “branch” based on student’s ability to handle subject and reacting to what male and female may or may not do in response to the student. Use of force based on verbal skills and marksmanship.

SCENARIO TITLE: WHERE'S SUZIE


Force Options: DF Only

Language: English

Scenario Overview:

Student LEO/CCW responds to a male who walks into a restaurant and begins demanding to know where his “girlfriend” is. Student is seated at a table with his family near the front hostess entrance.

Scenario will simulate a student LEO/CCW, “off duty” and in a restaurant environment with family. Student needs to use good verbal skills and decision making. Scenario will “branch” based on student’s ability to handle suspect and reacting to what male suspect may/may not do in response to the student. Use of force based on verbal skills and marksmanship.

SCENARIO TITLE: JUST MY LUCK**Force Options:** DF, Verbal Skills**Language:** English**Scenario Overview:**

Student LEO/CCW responds to a suspect who runs into a retail store attempting a robbery.

Scenario will simulate a student LEO/CCW, “off duty” and inside a retail store. Student needs to use good verbal skills and decision making. Scenario will “branch” based on student’s ability to handle suspect and reacting to what suspect may/may not do in response to the student. Use of force based on verbal skills and marksmanship.

SCENARIO TITLE: HOMELESS & HUNGRY**Force Options:** DF, TASER, OC, Verbal**Language:** English**Scenario Overview:**

Student LEO/CCW responds to a transient approaching them and begging for money/food in parking lot.

Scenario will simulate a student LEO/CCW, “off duty” and approached by a transient in a parking lot begging for money. Student needs to use good verbal skills and decision making. Scenario will “branch” based on student’s ability to handle subject and reacting to what transient may/may not do in response to the student. Use of force based on verbal skills and marksmanship.

SCENARIO TITLE: SHOW TIME**Force Options:** DF Only**Language:** English**Scenario Overview:**

The student officer is off duty, walking into a theatre, to watch a movie. An armed gun man enters the theatre thru the emergency exit and immediately opens fire. The scenario rapidly progresses to violent encounter with an armed suspect, testing the officer's proficiency in decision making, situational and threat awareness, use of force progression and marksmanship.

J. SKILL DRILLS

SCENARIO TITLE: BULLSEYES 100



Firearms Skill Building

Language: English

Scenario Overview:

Designed for 2 shooters. Basic bullseye targets, one for left and right shooters. Instructor controls when the Bullseye targets move back to the next distance.

Target Ranges:


1.5 Yards

3 Yards

7 Yards

15 Yards 25 Yards

SCENARIO TITLE: PEPPER POPPERS 1



Firearms Skill Building

Language: English

Scenario Overview:

Pepper Popper target marksmanship training driven by instructor.

SCENARIO TITLE: PEPPER POPPERS 2



Firearms Skill Building

Language: English

Scenario Overview:

Designed for 2 shooters side-by-side.

The targets start out at 3 yards, and after each shooter has taken down their steel pop-up target, the next set of targets come up, one at a time, for the left then right shooter.

Target distances:

- 3 Yards
- 7 Yards
- 15 Yards
- 25 Yards

SCENARIO TITLE: PLATES OF STEEL



Firearms Skill Building

Language: English

Scenario Overview:

Shoot at two racks of three plates.


SCENARIO TITLE: RANDOM PEPPER POPPERS 1**Firearms Skill Building****Language:** English**Scenario Overview:**

Designed for 2 shooters side-by-side.

The targets start out at 3 yards, and after each shooter has taken down their steel pop-up target, the next set of targets come up, one at a time, for the left then right shooter.

Target distances:

- 3 Yards
- 7 Yards
- 15 Yards
- 25 Yards

SCENARIO TITLE: RANDOM PEPPER POPPERS 2**Firearms Skill Building****Language:** English**Scenario Overview:**

Designed for 2 shooters side-by-side.

The targets start out at 3 yards, and after each shooter has taken down their steel pop-up target, the next set of targets come up, one at a time, for the left then right shooter.

Target distances:

- 3 Yards
- 7 Yards
- 15 Yards
- 25 Yards

SCENARIO TITLE: WARM UP A



Firearms Skill Building
Language: English

Scenario Overview:

Scenario Overview:

Drill: Five rounds on T1- No time limit. Repeat for T2-T5

This is an opening/closing drill designed to focus on precision and accuracy. The goal is to shoot the tightest groups possible center mass. (No pass or fail)

Shoot from any position: Standing, kneeling or prone utilizing any hold:
 Strong hand supported
 Strong hand only
 Support hand only
 Support hand supported

SCENARIO TITLE: HOGAN'S ALLEY OFFICE



Firearms Skill Building
Language: English

Scenario Overview:

Make shoot or no-shoot decisions, as well as multiple use of force options.

SCENARIO TITLE: SHOOTING DRILL**Firearms Skill Building****Language:** English**Scenario Overview:**

IDPA Style Shooting Drill. Meant to improve accuracy as well as decision making in high stress situations.

Uses moving targets, targets that rotate in and out of view, and targets taking cover behind hostages (the hostages are in black shirts). The targets are between 3 to 15 yards away from the shooter.

To follow IDPA rules, the trainee gets 2 shots per target, hit or miss. It may be helpful to set the pistol's capacity to 999 for this scenario.

This scenario is also useful for training trainees to shoot from behind cover. Note that in each section, the order in which you would shoot at the targets is listed, in order for the trainee to leave themselves as much behind cover as possible.

K. SUICIDAL SUBJECTS

SCENARIO TITLE: DOWN AND OUT



Force Options: Verbal/crisis negotiations, DF

Language: English

Scenario Overview:

Student officer is dispatched to disturbance call at an office building. Upon his/her arrival student officer is confronted by an armed and suicidal suspect in parking lot.

The scenario will simulate “realistic” suicidal subject call for service. Student officer will be forced to demonstrate verbal/negotiation skills. Scenario rapidly progresses to violent encounter with armed suicidal suspect, testing officer’s proficiency in decision making, sound officer safety tactics, situational and threat awareness, use of force progression and marksmanship.

SCENARIO TITLE: DOOR ENCOUNTER 2



Force Options: DF Only

Language: English

Scenario Overview:

The student officer responds to a local office building, reference a subject acting irrational. Upon his/her entry into the office, the student officer is faced with an unknown problem that he/she must respond to.

Scenario will simulate a “realistic” suicidal subject situation. The student officer will be placed in a judgmental use-of-force encounter with the suspect. The scenario will test the student officer’s proficiency in observation skills, decision making, sound officer safety tactics, situational and threat awareness, use of force progression and marksmanship.

SCENARIO TITLE: SUICIDAL JUMPER

Force Options: Verbal/Crisis Negotiations

Language: English

Scenario Overview:

Student officer responds to a call of a male subject threatening to jump off the top level of a parking garage. The student will be using verbal skills to have a positive outcome. The suicidal jumper will not have any weapons nor threaten with any weapons during the scenario. The student officer will have the ability to use a deadly weapon, taser or OC during the scenario. The use of these weapons will cause the suicidal subject to fall off the building. The suicidal subject will also have escalating and de-escalating dialogue options for use by the instructor.

L. SUSPECT CONTACTS

SCENARIO TITLE: BE-001 WAREHOUSE



Force Options: DF, TASER, OC

Language: English

Scenario Overview:

Student officer responds to a breaking and entering call.

SCENARIO TITLE: BOLO-001



Force Options: DF, TASER, OC

Language: English

Scenario Overview:

Student officer receives a be on the look out call for adult male.

SCENARIO TITLE: CAR THEFT



Force Options: DF, TASER, OC

Language: English

Scenario Overview:

Student officer responds to two suspects arguing in a parking lot.

SCENARIO TITLE: STOLEN VEHICLE



Force Options: DF, TASER, OC

Language: English

Scenario Overview:

Student officer responds to a stolen vehicle call.

SCENARIO TITLE: WARRANT SERVED



Force Options: DF, TASER, OC

Language: English

Scenario Overview:

Student officer is instructed to serve a warrant at a residence.

SCENARIO TITLE: DYNAMIC DUO




Force Options: DF Only

Language: English

Scenario Overview:

The student officer confronts two suspects, who have just robbed a movie theatre, in the parking lot behind the business. The scenario rapidly progresses to violent encounter with armed suspect/s, testing the officer's proficiency in decision making, situational and threat awareness, crisis negotiations, use of force progression and marksmanship.

SCENARIO TITLE: DUDE THAT'S MY CAR**Force Options:** DF, TASER, OC**Language:** English**Scenario Overview:**

Student LEO/CCW responds to a suspect attempting to break into the student's personal vehicle in a parking lot.

Scenario will simulate a student LEO/CCW, "off duty" and approaches their personal vehicle. The student observes a male suspect with a tool attempting to break into the student's personal vehicle. Student needs to use good verbal skills and decision making. Scenario will "branch" based on student's ability to handle subject and reacting to what transient may/may not do in response to the student. Use of force based on verbal skills and marksmanship.

SCENARIO TITLE: IN PROGRESS**Force Options:** DF, TASER, Verbal Negotiations**Language:** English**Scenario Overview:**

Student Deputy responds to a trespass in progress call for service. Upon his/her arrival, the deputy encounters a male subject exiting an abandoned home.

Scenario will simulate a "realistic" suspect contact call. The student deputy will be forced to demonstrate verbal and observation skills, proficiency in decision making, situational and threat awareness, use of force progression and marksmanship.

SCENARIO TITLE: LOCKED OUT**Force Options:** DF, TASER, OC**Language:** English**Scenario Overview:**

Trainee(s) will respond to a suspicious activity call reference a possible vehicle break-in.

Scenario will simulate a subject contact requiring the trainee to multi-task and process what they are seeing and hearing in order to effectively control the situation. Trainee(s) will receive verbal info from dispatch and visual cues from the subject.

SCENARIO TITLE: QUICK DRAW**Force Options:** DF, Verbal**Language:** English**Scenario Overview:**

Student Officer responds to a call of a subject who committed an armed robbery. The student is given a description (through dispatch) of the subject. The scenario will start with the student in a patrol car. The student sees a subject matching the suspect description walking down the sidewalk. Their patrol vehicle stops on screen. The next scene opens up as if the student is getting out of their patrol vehicle. The suspect has their back to the student. The suspect will turn around and engage student with a deadly weapon (handgun).

M. SUSPICIOUS SUBJECTS

SCENARIO TITLE: 4 WHEELER THEFT



Force Options: DF, Taser

Language: English

Scenario Overview:

Student Officer responds to a suspicious activity call for service. Upon his/her arrival the student officer is informed by the property owner that there are noises coming from a barn at the back of the property. Student officer responds to the barn and confronts two juvenile suspects exiting the barn, on ATVs, they have just stolen from the barn. The juvenile suspects are armed and initially fail to comply with verbal commands.

Student officer information: You have been dispatched to a suspicious activity call and upon your arrival you are contacted by the reporting party.

SCENARIO TITLE: ILLEGAL DUMPER



Force Options: DF, TASER, OC

Language: English

Scenario Overview:

Student Officer responds to a vacant lot, on a check activity call for service. Residents are reporting that a subject in a pickup truck is dumping construction materials in the lot. Upon the officer's arrival he/she contacts the subject illegally dumping the materials out of the bed of his truck.

The scenario will simulate a realistic suspicious subject call for service. The scenario progresses to an encounter with a hostile suspect, testing officer's proficiency in decision making, sound officer safety tactics, situational and threat awareness, use of force progression and marksmanship.

SCENARIO TITLE: DUMPSTER DIVERS

Force Options: DF, TASER, OC

Language: English

Scenario Overview:

Student officer is on routine patrol and observes subjects “dumpster diving” behind an office building. Student officer contacts the subjects rummaging thru the trash bin. The suspects become hostile at being “harassed”, escalating incident to a judgmental use of force encounter.

The scenario will simulate a “realistic” suspicious subject call, placing student officer initially in an unknown problem, forcing officer to utilize and demonstrate verbal, observation and investigative skills. Scenario rapidly progresses to violent encounter with armed suspect, testing officer’s proficiency in decision making, sound officer safety tactics, situational and threat awareness, use of force progression and marksmanship.

SCENARIO TITLE: TAGGERS

Force Options: DF, TASER, OC

Language: English

Scenario Overview:

Student Officer responds to a business parking lot, on a check activity call for service. Upon his/her arrival the officer observes a juvenile male subject about to “tag” the wall with spray paint. As the officer contacts the suspicious subject he/she is startled by a second suspect who appears from around the corner.

Scenario will simulate a “realistic” check activity call for service, which immediately progresses to confrontation with a non compliant suspect.. The scenario will test the officer’s proficiency in decision making, sound officer safety tactics, situational and threat awareness, use of force progression and marksmanship.

SCENARIO TITLE: AIR GUN COMMANDOS

Force Options: DF, TASER, OC

Language: English

Scenario Overview:

Student officer is dispatched to check activity on a report of subjects playing war games in the woods. Upon his/her arrival student officer is confronted with subjects carrying air soft weapons. Student officer is then confronted by non-complying suspect, resulting in judgmental use-of-force engagement.

The scenario will simulate a “realistic” check activity call. The student officer will be placed in a judgmental use-of-force encounter with the suspect(s) playing war games in the woods. The scenario will test the student officer’s proficiency in verbal and observation skills, decision making, sound officer safety tactics, contact and cover, situational and threat awareness, use of force progression and marksmanship.

SCENARIO TITLE: PEEPING TOM

Force Options: DF, TASER, OC, Verbal Skills

Language: English

Scenario Overview:

Student LEO/Deputy responds to a report of a subject looking into the window of a local residence.

Scenario will simulate a student LEO/Deputy, “on duty” and be dispatched to a call of a suspicious person looking into the window of a residence. Student needs to use good verbal skills and decision making. Scenario will “branch” based on student’s ability to handle subject and reacting to what suspect may/may not do in response to the student. Use of force based on verbal skills and marksmanship.

SCENARIO TITLE: BAD DAY

Force Options: DF, TASER, OC, Verbal Negotiations

Language: English

Scenario Overview:

Student Deputy responds to suspicious subject call for service. Upon his/her arrival, the deputy encounters a male subject sitting alone, in the forest, next to a parking lot. The male subject is a combat veteran, who has recently returned from deployment overseas, and is immediately confrontational.

Scenario will simulate a realistic suspicious subject call, making contact with an agitated subject, possibly suffering from PTSD. The student deputy will be forced to demonstrate verbal, de-escalation and observation skills. Scenario can rapidly progress to violent encounter with the armed suspect, testing deputy's proficiency in decision making, crisis negotiations, situational and threat awareness, use of force progression and marksmanship.

SCENARIO TITLE: PARKING LOT DUO

Force Options: DF, TASER

Language: English

Scenario Overview:

Trainee(s) responds to a call for a suspicious person looking into cars. As the trainee(s) approaches the subject, the subject is seen checking car door handles. The subject sees the trainee(s) and becomes verbally aggressive. The subject will have both escalating and de-escalating dialogue. The Instructor can escalate the situation by having the subject pull a screw driver. The trainee(s) has the ability to verbally de-escalate, Taser, or use deadly force throughout the scenario.

N. TRAFFIC STOPS

SCENARIO TITLE: COYOTE RUN



Force Options: DF Only

Language: English

Scenario Overview:

Student officer conducts a high risk traffic stop on the suspicious van, which returns as a stolen vehicle. Unknown to the officer is that the van is being utilized by “coyotes” to smuggle illegal immigrants into the United States. Several suspects are encountered, with their human cargo.

The scenario will simulate a “realistic” high risk traffic stop, placing student officer in a judgmental use-of-force encounter with armed suspect(s). The scenario will test the student officer’s proficiency in verbal skills, decision making, sound officer safety tactics, situational and threat awareness, use of force progression and marksmanship.

SCENARIO TITLE: DRIVEWAY DRUNK



Force Options: DF, TASER, OC

Language: English

Scenario Overview:

Student officer conducts traffic stop on a suspected drunk driver. Suspect driver fails to yield and drives to his residence, pulling into the front driveway. Student officer is confronted by suspect’s wife, who exits the house, as he/she attempts to deal with DUI driver.

The scenario will simulate a realistic traffic stop on a suspected DUI driver. The student officer will be placed in a judgmental use-of-force encounter with the suspect(s). The scenario will test the student officer’s proficiency in verbal and observation skills, decision making, sound officer safety tactics, contact and cover, situational and threat awareness, use of force progression and marksmanship.

SCENARIO TITLE: RED FLAGS**Force Options:** DF, TASER, OC**Language:** English**Scenario Overview:**

Student officer conducts a traffic stop on vehicle for a minor traffic violation. Suspect vehicle is occupied by two subjects. Suspect vehicle initially fails to yield, then pulls in behind a shopping store. The occupants make furtive movements as student officer approaches driver's door. Upon contact, the student officer observes a young female passed out in the back seat of the car.

The scenario will simulate a realistic traffic stop. The student officer will be placed in a judgmental use-of-force encounter with the suspects. The scenario will test the student officer's proficiency in verbal and observation skills, decision making, sound officer safety tactics, contact and cover, situational and threat awareness, use of force progression and marksmanship.

SCENARIO TITLE: DUI**Force Options:** DF, TASER, OC**Language:** English**Scenario Overview:**

Student officer encounters a possible DUI situation.

SCENARIO TITLE: ROAD RAGE**Force Options:** DF, TASER**Language:** English**Scenario Overview:**

Student LEO/Deputy conducts a traffic stop on a vehicle with one occupant. Vehicle being stopped for traffic violation.


Scenario will simulate a student LEO/Deputy, “on duty” and conduct a traffic stop for a traffic violation. Student needs to use good verbal skills and decision making. Scenario will “branch” based on student’s ability to handle subject and reacting to what suspect may/may not do in response to the student. Use of force based on verbal skills and marksmanship.

SCENARIO TITLE: TWO FOR ONE**Force Options:** DF Only**Language:** English**Scenario Overview:**


Student LEO conducts a traffic stop on a vehicle. Unknown to student a subject is lying in backseat preparing for an ambush.

Scenario will simulate a student LEO, “on duty” and conducting a traffic stop. Student needs to use good verbal skills and decision making. Scenario will “branch” based on student’s ability to handle subject(s) and reacting to what suspects may/may not do in response to the student. Use of force based on verbal skills and marksmanship.


III. SHOT MARKERS




Accuracy Mark – Virtra Subject Matter Experts suggest using the Accuracy Mark marker as shot marker for skill building drills only. The Accuracy Mark marker is four pixels and gives the trainer the most accurate picture of where a trainee’s laser registered on the system.




Pistol Lane 1 – Virtra Subject Matter Experts suggest using the Pistol Lane 1 marker for a trainee’s handgun. Although this shot marker does not have to be used on lane 1 it should be used in conjunction with Rifle Lane 1 marker. The red circle for Pistol Lane 1 marker is only to assist the trainee and trainer in finding the shot marker on play back or when fall of shot is on. The four white pixels in the middle of the colored circle is the most accurate picture of where a trainee’s laser registered on the system.




Rifle Lane 1 – Virtra Subject Matter Experts suggest using the Rifle Lane 1 marker for a trainee’s rifle. Although this shot marker does not have to be used on lane 1 it should be used in conjunction with Pistol Lane 1 marker. The red circle with blue halo for Rifle Lane 1 marker is only to assist the trainee and trainer in finding the shot marker on play back or when fall of shot is on. The four white pixels in the middle of the colored circle is the most accurate picture of where a trainee’s laser registered on the system.



Pistol Lane 2 – Virtra Subject Matter Experts suggest using the Pistol Lane 2 marker for a trainee’s handgun. Although this shot marker does not have to be used on lane 2 it should be used in conjunction with Rifle Lane 2 marker. The blue circle for Pistol Lane 2 marker is only to assist the trainee and trainer in finding the shot marker on play back or when fall of shot is on. The four white pixels in the middle of the colored circle is the most accurate picture of where a trainee’s laser registered on the system.



Rifle Lane 2 – Virtra Subject Matter Experts suggest using the Rifle Lane 2 marker for a trainee’s rifle. Although this shot marker does not have to be used on lane 2 it should be used in conjunction with Pistol Lane 2 marker. The blue circle with red halo for Rifle Lane 2 marker is only to assist the trainee and trainer in finding the shot marker on play back or when fall of shot is on. The four white pixels in the middle of the colored circle is the most accurate picture of where a trainee’s laser registered on the system.



Shotgun – Virtra Subject Matter Experts suggest using the Shotgun marker for a trainee’s lethal shotgun. The pattern better represents a shotgun blast from shotgun ammunition other than a slug. The four white pixels in the middle of the shot pattern are the most accurate picture of where a trainee’s laser registered on the system.



OC Spray – Virtra Subject Matter Experts suggest using the OC Spray marker for a trainee’s OC spray.



TASER – Virtra Subject Matter Experts suggest using the TASER marker for a trainee’s TASER.



Less Lethal – Virtra Subject Matter Experts suggest using the Less Lethal marker for a trainee’s bean bag shotgun. The four white pixels in the middle of the black band around the sock is the most accurate picture of where a trainee’s laser registered on the system.

IV. CONTACT VIRTRA

If you have any problems/questions with any part of this manual, please contact the info below:

Service Manager

VirTra

7970 S. Kyrene Road
Tempe, AZ 85284 USA

Office: 480.968.1488
Email: service@virtra.com



To download an electronic copy of this manual, please scan the QR code below with your smartphone device or visit

www.virtra.com/PDF/Manuals/Content/V100BaseScenarioLibrary.pdf