



















VETERINARY DIET FORMULAS

AT-A-GLANCE

Exclusively for veterinarians and veterinary clinics.



Royal Canin® Diet Name		Formulated to Nutritionally Support the Following Conditions: • Features and Benefits	Additional Benefits	Royal Canin® Dry Diet	Royal Canin® Wet Diet	Hill's®	Purina®	
CARDIAC	EARLY CARDIAC	Heart Disease • Contains nutrients essential for healthy cardiovascular function • Moderate, rather than severe, sodium restriction to help reduce the workload on the heart		 7.7 lb 19.8 lb		h/d®		
	ULTAMINO®	Dietary Elimination Trial and Adverse Food Reactions with Dermatological and/or Gastrointestinal Signs • Formulated with low molecular weight peptides to reduce the risk of allergic food reactions • Optimal amounts of B vitamins and amino acids help maintain the skin's natural barrier effect • A synergistic complex of antioxidants to support cell health		 8.8 lb 19.8 lb				
DERMATOLOGY	HYDROLYZED PROTEIN ADULT HP	Dietary Elimination Trial and Adverse Food Reactions with Dermatological and/or Gastrointestinal Signs • Hydrolyzed soy protein, composed of low molecular weight peptides, is highly digestible and has very low antigenic potential • Single starch source: rice • Optimal amounts of B vitamins and amino acids help maintain the skin's natural barrier effect		 5.5 lb				
	HYDROLYZED PROTEIN ADULT PS	Dietary Elimination Trial and Adverse Food Reactions with Dermatological and/or Gastrointestinal Signs • Single starch source: potato		 7.7 lb 17.6 lb 25.3 lb	 13.7 oz	z/d® ULTRA	HA	
	HYDROLYZED PROTEIN MODERATE CALORIE	Dietary Elimination Trial and Adverse Food Reactions with Dermatological and/or Gastrointestinal Signs in Dogs Prone to Weight Gain • Reduced energy levels		 12 oz 7.7 lb 17.6 lb			z/d® ULTRA	HA
	HYDROLYZED PROTEIN SMALL DOG	Dietary Elimination Trial and Adverse Food Reactions with Dermatological and/or Gastrointestinal Signs in Small Dogs (under 22 lbs) • Contains nutrients to support healthy teeth		 8.8 lb 24.2 lb				
	HYDROLYZED PROTEIN Treats	Supports the Health of Cats and Dogs with Food Sensitivities • Single hydrolyzed protein and single carbohydrate source • Supports a healthy skin barrier • Ingredients to help support digestive health		 17.6 oz			Hypo-Treats	Gentle Snackers
	SELECTED PROTEIN • ADULT PD wet (Duck) • ADULT PR wet (Rabbit) • ADULT PV wet (Venison) • ADULT PW wet (Whitefish) canine only	Dietary Elimination Trial and Adverse Food Reactions with Dermatological and/or Gastrointestinal Signs • The proteins in SELECTED PROTEIN formulas are rarely associated with adverse food reactions • Single starch source Canine: potato Feline: pea • Optimal amounts of B vitamins and amino acids help maintain the skin's natural barrier effect		 13.6 oz			d/d®	
	SELECTED PROTEIN • ADULT KO dry canine only • ADULT PD dry • ADULT PR dry • ADULT PV dry • ADULT PW dry canine only	Dietary Elimination Trial and Adverse Food Reactions with Dermatological and/or Gastrointestinal Signs • All the features and benefits of SELECTED PROTEIN formulas • Protein source: duck, rabbit, venison, kangaroo, or whitefish • Additional protein source: hydrolyzed soy • Single starch source Canine: potato or oat (in KO only) Feline: pea		 7.7 lb 17.6 lb 25 lb 30.8 lb**			d/d®	DRM
	SELECTED PROTEIN ADULT PW LARGE BREED	Dietary Elimination Trial and Adverse Food Reactions with Dermatological and/or Gastrointestinal Signs in Large Breed Dogs (over 55 lbs) • All the features and benefits of SELECTED PROTEIN formulas • Single protein source: whitefish • Single starch source: potato • Glucosamine and chondroitin sulfate to help maintain or to support joint health		 8.8 lb 17.6 lb			d/d®	
	SELECTED PROTEIN ADULT PW MODERATE CALORIE	Dietary Elimination Trial and Adverse Food Reactions with Dermatological and/or Gastrointestinal Signs in Dogs Prone to Weight Gain • All the features and benefits of SELECTED PROTEIN formulas • Single protein source: whitefish • Single starch source: potato • Moderate calorie content to help maintain ideal weight		 26.4 lb				
	SKIN SUPPORT	Atopy and Other Causes of Dermatitis • Supplemented with curcumin, aloe vera, vitamin C, and taurine to help wound healing, decrease secondary bacterial infections, and decrease pruritus • Optimal amounts of B vitamins and amino acids help maintain the skin's natural barrier effect		 6 lb 16.5 lb 32 lb			Derm Defense™	
	VEGETARIAN	Adverse Food Reactions and Prevention of Urate Urolithiasis • Proteins exclusively from vegetable origin • Helps to reduce the urinary excretion of purines		 17.6 lb	 13.6 oz			

* Indication for growth applies only to HYDROLYZED PROTEIN ADULT HP dry diet
** ADULT PD only
† ADULT PV dry only
†† ADULT KO and ADULT PW dry only

Royal Canin® Diet Name		Formulated to Nutritionally Support the Following Conditions: • Features and Benefits	Additional Benefits	Royal Canin® Dry Diet	Royal Canin® Wet Diet	Hill's®	Purina®
DIABETIC	GLYCOBALANCE™	Diabetes Mellitus • Formulated to help support healthy postprandial blood glucose levels • High protein content to help maintain muscle mass in overweight diabetic dogs and cats	 *	 7.7 lb 17.6 lb	 13.4 oz	w/d®	DCO
				 4.4 lb	 3 oz	m/d® w/d®	DM
GASTROINTESTINAL	GASTROINTESTINAL FIBER RESPONSE™	Fiber-Responsive Gastrointestinal Disease • A combination of highly digestible proteins, prebiotics and EPA and DHA helps support digestive health • An optimal blend of insoluble and soluble fibers helps maintain intestinal health		 8.8 lb 17.6 lb		w/d®	DCO
				 8.8 lb		w/d®	OM
	GASTROINTESTINAL HIGH ENERGY™	Acute and Chronic Gastroenteritis in Normal or Underweight Dogs and Cats • A combination of highly digestible proteins, prebiotics and EPA and DHA helps support digestive health • A high energy content allows a reduction in meal volume and a decreased intestinal load	 **	 8.8 lb 22 lb	 13.6 oz	i/d®	EN
				 8.8 lb	 5.8 oz	i/d®	EN
	GASTROINTESTINAL MODERATE CALORIE™	Acute and Chronic Gastroenteritis in Dogs and Cats Prone to Obesity • A combination of highly digestible proteins, prebiotics and EPA and DHA helps support digestive health • A reduced calorie content helps support healthy body condition in spayed/neutered dogs and cats or those with a tendency to be or become overweight		 22 lb		i/d®	EN
				 7.7 lb	 3 oz	i/d®	EN
	GASTROINTESTINAL PUPPY™	Acute and Chronic Gastroenteritis in Puppies • A combination of highly digestible proteins, prebiotics and EPA and DHA helps support digestive health • Formulated to fulfill the nutritional needs of growing puppies • A high energy content allows a reduction in meal volume and a decreased intestinal load • Kibbles rehydrate easily in warm water to increase palatability and facilitate food intake		 8.8 lb		i/d®	EN
GASTROINTESTINAL LOW FAT™	Pancreatitis, Exocrine Pancreatic Insufficiency, Lymphangiectasia, and Hyperlipidemia • A combination of highly digestible proteins, prebiotics and EPA and DHA helps support digestive health • A low fat concentration, while providing a maintenance energy level, helps dogs with difficulties in digesting fat	 *	 6.6 lb 17.6 lb 26.4 lb 28.6 lb	 13.6 oz	i/d® Low Fat GI Restore	EN Low Fat™	
GASTROINTESTINAL Treats	Specific Nutrients to Support Digestive Health • Low fat • Highly digestible		 17.6 oz				
				 7.7 oz			
HEPATIC	HEPATIC	Liver Disease, Hepatic Encephalopathy, and Copper Metabolism Disorders • Low level of copper to help minimize its accumulation in liver cells • High energy density helps reduce the amount of food given per meal		 7.7 lb 26.4 lb	 14.5 oz	U/d®	
JOINT SUPPORT	MOBILITY SUPPORT JS®	Osteoarthritis and Degenerative Joint Disease • Made with a patented process to ensure delivery of New Zealand green mussel in the finished pet food • A precise blend of antioxidants helps support a healthy immune system • EPA and DHA help support healthy joints		 6.6 lb 17.6 lb		j/d®	JM
	MOBILITY SUPPORT JS® LARGE BREED	Osteoarthritis and Degenerative Joint Disease in Large Breed Dogs (over 55 lbs) • All the features and benefits of MOBILITY SUPPORT JS® • Specially designed kibble shape, size, and texture adapted for a large breed dog's jaws and teeth		 7.7 lb 26.4 lb			

* S/O® Index applies only to wet diet
 ** Indication for growth applies only to wet diet
 † In Clinic Feeding Pack only. Not intended for resale.



























Royal Canin® Diet Name		Formulated to Nutritionally Support the Following Conditions: • Features and Benefits	Additional Benefits	Royal Canin® Dry Diet	Royal Canin® Wet Diet	Hill's®	Purina®	
MULTIFUNCTION	URINARY + SATIETY	Calcium Oxalate and Struvite Urolithiasis + Excess Weight and Obesity in Adult Dogs and Cats <ul style="list-style-type: none"> Helps in both the dissolution of pure struvite stones and in the prevention of future struvite and calcium oxalate crystals and stones Relative Super Saturation (RSS) methodology predicts the crystallization potential of urine Special blend of fibers helps promote satiety and reduce the spontaneous consumption of food High protein content helps ensure maintenance of lean body mass during weight loss 	S/O INDEX	7.7 lb 17.6 lb <small>CANINE</small>				
				12 oz 6.6 lb 17.6 lb <small>FELINE</small>		Metabolic + Urinary Feline		
	URINARY + CALM	Calcium Oxalate and Struvite Urolithiasis + Physiological Reactions to Stress <ul style="list-style-type: none"> Helps in both the dissolution of pure struvite stones and in the prevention of future struvite and calcium oxalate crystals and stones Relative Super Saturation (RSS) methodology predicts the crystallization potential of urine Contains hydrolyzed milk protein and tryptophan, an amino acid involved in balanced serotonin metabolism Specific nutrient blend to help regulate intestinal transit and to help support the digestive flora 	S/O INDEX	12 oz 6.6 lb 17.6 lb <small>FELINE</small>	3 oz <small>FELINE</small>		c/d® Multicare Feline Stress	
				7.7 lb 17.6 lb <small>CANINE</small>				
	URINARY + HYDROLYZED PROTEIN	Calcium Oxalate and Struvite Urolithiasis + Adverse Food Reactions <ul style="list-style-type: none"> Helps in both the dissolution of pure struvite stones and in the prevention of future struvite and calcium oxalate crystals and stones Relative Super Saturation (RSS) methodology predicts the crystallization potential of urine Hydrolyzed soy protein, composed of low molecular weight peptides, is highly digestible and has very low antigenic potential Single starch source: rice 	S/O INDEX	7.7 lb 17.6 lb <small>CANINE</small>				
12 oz 6.6 lb 17.6 lb <small>FELINE</small>								
RENAL SUPPORT + HYDROLYZED PROTEIN	Chronic Kidney Disease + Adverse Food Reactions <ul style="list-style-type: none"> Formulated with optimal nutrient levels, including low protein and phosphorus, a complex of antioxidants, and EPA and DHA High energy density utilizing dietary fat to improve palatability and reduce feeding volumes in inappetent pets Hydrolyzed soy protein, composed of low molecular weight peptides, is highly digestible and has very low antigenic potential Single starch source: rice 	S/O INDEX	7.7 lb 17.6 lb <small>CANINE</small>					
			12 oz 6.6 lb <small>FELINE</small>					
KIDNEY SUPPORT	RENAL SUPPORT • A (Aromatic) • F (Flavorful) • S (Savory)	All Stages of Chronic Kidney Disease <ul style="list-style-type: none"> Formulated with optimal nutrient levels, including low protein and phosphorus, a complex of antioxidants, and EPA and DHA Customized palatability profile designed for individual preferences High energy density utilizing dietary fat to improve palatability and reduce feeding volumes in inappetent pets 	S/O INDEX	6 lb 17.6 lb <small>CANINE</small>		k/d®	NF	
				12 oz 3 lb 6.6 lb <small>FELINE</small>		k/d®	NF	
	RENAL SUPPORT • D (Delectable) • E (Enticing) • T (Tasty)	All Stages of Chronic Kidney Disease <ul style="list-style-type: none"> Formulated with optimal nutrient levels, including low protein and phosphorus, a complex of antioxidants, and EPA and DHA Customized palatability profile designed for individual preferences High energy density utilizing dietary fat to improve palatability and reduce feeding volumes in inappetent pets 	S/O INDEX	13.5 oz <small>CANINE</small>		k/d®	NF	
				3 oz 5.8 oz <small>FELINE</small>		k/d®	NF	
RECOVERY	RECOVERY® RS	Critical Illness and Postsurgical Care <ul style="list-style-type: none"> High energy density utilizing dietary fat to improve palatability and reduce feeding volumes Special texture designed to facilitate syringe and tube feeding without the need to dilute Exceptional palatability to stimulate the appetite of sick pets Enriched with EPA and DHA to help modulate inflammatory reactions 	GROWTH	5.8 oz <small>CANINE</small>		a/d®	CN	
				5.8 oz <small>FELINE</small>		a/d®	CN	
STRESS MANAGEMENT	CALM	Physiological Reactions to Stress <ul style="list-style-type: none"> Contains hydrolyzed milk protein and tryptophan, an amino acid involved in balanced serotonin metabolism Precise amounts of B vitamins and amino acids help maintain the skin's natural barrier effect Specific nutrient blend to help regulate intestinal transit and to help support the digestive flora 	S/O INDEX	4.4 lb 8.8 lb <small>CANINE</small>				
				4.4 lb 8.8 lb <small>FELINE</small>				

* RENAL SUPPORT E - Feline only
















Royal Canin® Diet Name		Formulated to Nutritionally Support the Following Conditions: • Features and Benefits	Additional Benefits	Royal Canin® Dry Diet	Royal Canin® Wet Diet	Hill's®	Purina®	
URINARY	URINARY SO®	Calcium Oxalate and Struvite Urolithiasis • Helps in both the dissolution of pure struvite stones and in the prevention of future struvite and calcium oxalate crystals and stones • Relative Super Saturation (RSS) methodology predicts the crystallization potential of urine; RSS is used to develop diets that help control both struvite and calcium oxalate urolithiasis • Increases the urine volume and simultaneously reduces the saturation of urine with calcium oxalate and struvite crystals • Reduced level of magnesium, a natural component of struvite stones		 6.6 lb 17.6 lb 25.3 lb	 13.6 oz	s/d® c/d® Multicare	UR	
				 7.7 lb 17.6 lb	 3 oz 5.8 oz	s/d® c/d® Multicare	UR	
	URINARY SO® MODERATE CALORIE	Calcium Oxalate and Struvite Urolithiasis in Dogs and Cats Prone to Weight Gain • All the features and benefits of canine and feline URINARY SO® • Fewer calories and lower fat than canine and feline URINARY SO®		 7.7 lb 17.6 lb	13 oz			
				 3.3 lb 6.6 lb 17.6 lb	3 oz	Metabolic + Urinary		
	URINARY SO® OLFACTORY ATTRACTION	Calcium Oxalate and Struvite Urolithiasis in Picky Cats • All the features and benefits of feline URINARY SO® • Aromatic flavor profile helps to stimulate the individual preferences of cats attracted by specific aromas		 12 oz 7.7 lb				
	URINARY SO® SMALL DOG	Calcium Oxalate and Struvite Urolithiasis in Small Dogs (under 22 lbs) • All the features and benefits of URINARY SO® • Contains nutrients to help support oral health		 8.8 lb				
URINARY UC LOW PURINE	Urate, Cystine, Xanthine Crystals and Stones • Low purine proteins combined with the production of alkaline urine help to reduce the risk of urate and xanthine stones • Moderate quantities of high quality proteins and controlled methionine and cystine levels help to reduce the formation of cystine stones		 18 lb			u/d®		
URINARY Treats	Supports a Healthy Urinary Tract • Only veterinary-exclusive urinary treat • Low RSS • S/O® Index		 17.6 oz					
			 7.7 oz					
WEIGHT	CALORIE CONTROL	Excess Weight and Obesity in Adult Cats • Calories are controlled to restrict energy intake and promote healthy weight loss • A high protein content helps maintain muscle mass during a weight loss program • Nutrients help support healthy bones and joints placed under stress by excess body weight		 6.6 lb 15.4 lb	 3 oz 5.8 oz	m/d®	OM	
	CALORIE CONTROL HIGH FIBER	Excess Weight and Obesity in Adult Cats • Calories are controlled to restrict energy intake and promote healthy weight loss • A combination of soluble and insoluble fibers to help optimize gastrointestinal motility • L-carnitine to help facilitate weight loss and maintain lean body mass			 6 oz	r/d® w/d®	OM	
	SATIETY® SUPPORT WEIGHT MANAGEMENT	Excess Weight and Obesity in Adult Dogs or Cats • Special blend of fibers helps promote satiety and reduce the spontaneous consumption of food • High protein content helps ensure maintenance of lean body mass during weight loss		 7.7 lb 17.6 lb 26.4 lb	 13.4 oz	Metabolic	OM	
				 12 oz 7.7 lb 18.7 lb		Metabolic	OM	
	SATIETY® SUPPORT SMALL DOG	Excess Weight and Obesity in Small Dogs (target weight under 22 lbs) • Special blend of fibers helps promote satiety and reduce the spontaneous consumption of food • High protein content helps ensure maintenance of lean body mass during weight loss		 1.5 lb 6.6 lb				
SATIETY Treats	Low in Calories to Support a Healthy Weight • Low calorie • Contains nutrients to help support oral health • S/O® Index		 17.6 oz		Metabolic Treats	Lite Snackers™		
			 7.7 oz		Metabolic Treats			

* S/O® Index only applies to wet diet

CANINE

	Royal Canin® Diet Name	Formulated to Nutritionally Support the Following:	Additional Benefits	Royal Canin® Dry Diet	Royal Canin® Wet Diet
GROWTH	DEVELOPMENT PUPPY	Growth		 8.8 lb 22 lb	 13.6 oz
	DEVELOPMENT PUPPY SMALL DOG	Small breed puppies (adult weight up to 22 lbs) up to 10 months old or until spayed/neutered		 4.4 lb 8.8 lb	
	DEVELOPMENT PUPPY LARGE DOG	Large breed puppies (adult weight over 55 lbs)		 22 lb	
ADULTHOOD	WEIGHT CONTROL	Healthy adult dogs with a tendency to be overweight		 7.7 lb 17.6 lb	 13.6 oz
	WEIGHT CONTROL SMALL DOG	Healthy small breed adult dogs (up to 22 lbs) over 10 months of age with a tendency to be overweight		 7.7 lb	
	WEIGHT CONTROL LARGE DOG	Healthy large breed adult dogs (over 55 lbs) with a tendency to be overweight		 24.2 lb	
	ADULT	Healthy adult dogs		 8.8 lb 22 lb	 13.6 oz
	ADULT SMALL DOG	Small breed adult dogs (up to 22 lbs) over 10 months of age		 8.8 lb 20.9 lb	
	ADULT LARGE DOG	Large breed adult dogs (over 55 lbs)		 26.4 lb	
	DENTAL	To help reduce the formation of plaque and calculus in healthy adult dogs		 7.7 lb 17.6 lb	
	DENTAL SMALL DOG	To help reduce the formation of plaque and calculus in healthy adult small dogs (up to 22 lbs)		 8.8 lb	
MATURITY	MATURE CONSULT	Healthy senior dogs		 8.8 lb 19.8 lb	 13.6 oz
	MATURE CONSULT SMALL DOG	Healthy small breed senior dogs (up to 22 lbs)		 7.7 lb	
TREATS	ORIGINAL <i>Treats</i>	Healthy treats for healthy dogs of any size or life stage • New formula with fewer calories in a new shape and size		 17.6 oz	

FELINE

GROWTH	DEVELOPMENT KITTEN	Growth		 12 oz 3.3 lb	 5.8 oz
ADULTHOOD	WEIGHT CONTROL	Healthy adult cats with a tendency to be overweight		 3.3 lb 7.7 lb 17.6 lb	 5.8 oz
	ADULT	Healthy adult cats		 4.4 lb 9.9 lb 22 lb	 5.8 oz
	DENTAL	To help reduce the formation of plaque and calculus in healthy adult cats		 12 oz 7.7 lb	
MATURITY	SENIOR CONSULT	Mature cats over 7 years old showing obvious signs of aging		 7.7 lb	 5.8 oz
TREATS	ORIGINAL <i>Treats</i>	Healthy treats for healthy cats of any size or life stage • New formula with fewer calories		 7.7 oz	

* S/O® Index only applies to can diet

Royal Canin Order Services

Call: 1.888.213.4486 • Fax: 636.229.0444 • E-mail: order.usa@royalcanin.com
<https://my.royalcanin.com> • 24 hours a day, 7 days a week

