


PRIME[®] LINE

Power Equipment Products

NEW PRODUCT SUPPLEMENT

2015



*Parts That Work
As Hard As You Do*



6295

6205

6235

THE **PERFECT** FUELS FOR GAS-POWERED TOOLS.™



Parts That Work As Hard As You Do


www.PrimelinePE.com

Parts That Work As Hard As You Do.

14 083 15-S AIR FILTER

Replaces:
Kohler 14 083 15-S

Fits: Toro models - XT6.5, XT6.7,
XT675-775



7-01235 CARBURETOR

Replaces:
Walbro WYJ-329

Fits: Shindaiwa T272



14 083 15-S1 AIR FILTER (Blister Pack)

Replaces:
Kohler 14 083 15-S1

Fits: Toro models - XT6.5, XT6.7,
XT675-775



7-01236 CARBURETOR

Replaces:
Walbro WYK-186-1

Fits: Echo PAS260, SRM260S
and SRM261T



14 757 03-S CARBURETOR REPAIR KIT

Replaces:
Kohler 14 757 03-S

Fits: Toro models - XT6.5, XT6.7,
XT675-775



7-01237 CARBURETOR

Replaces:
Walbro WYK-192

Fits: Echo PB-755T,
S/N:07001001-07999999



14 132 11-S SPARK PLUG

Replaces:
Kohler 14 132 11-S

Fits: Toro models - XT6.5,
XT6.7, XT675-775



7-01238 CARBURETOR

Replaces:
Tillotson HAD-275-1

Fits: Honda GX 100 Rammer



7-01234 CARBURETOR

Replaces:
Walbro WT-45

Fits: STIHL BR400



7-01239 CARBURETOR

Replaces:
Zama RB-K88, A021001530

Fits: Echo Hedge Trimmer



7-01240
FLOAT CARBURETOR

Replaces:
Tecumseh 640025C, 640025

*Fits: Models OHH55, OHH60,
OHH65, ROT13152*



7-070078
**GASKET AND
DIAPHRAGM KIT**

Replaces:
Zama GND-53, GND-81

*Fits: C1M carburetors
(Husqvarna Airhead chainsaw) and
C1Q carburetor (STIHL 4140 CA
version & 4228 EMU)*



7-05079
CYLINDER ASSEMBLY

Replaces:
STIHL 4224 020 1202

Fits: Models TS700



7-070079
**GASKET AND
DIAPHRAGM KIT**

Replaces:
Zama GND 84
STIHL 4238 007 1060

*Fits: C1Q-S118 carburetors, For
STIHL TS 410, 420 cut-off saws*



7-06848
ELECTRIC STARTER HD

Replaces:
Briggs & Stratton 592407


*Used on 12.5-18 HP Engine, 12 Volt,
15 tooth with a steel flywheel, HD
version of 7-06874*



7-070082
**GASKET AND
DIAPHRAGM KIT**

Replaces:
Zama GND-88
STIHL 4241 007 1002

*Fits: C1M carburetors, for
STIHL BG, BR, FC, FS, HT, KM,
SH series equipment*



7-06849
ELECTRIC STARTER HD

Replaces:
Briggs & Stratton 693552

*Used on misc. engines, 12 Volt,
14 tooth with a steel flywheel.
Fits: Models 21B807, 280H07,
283702, 283707, 274702, 284707
and 284777, HD version of 7-06845*



7-070083
**GASKET AND
DIAPHRAGM KIT**

Replaces:
Zama GND-89, GND-92
STIHL 4228 007 1051

Fits: C1Q carburetors for STIHL



7-06846
**STARTER DRIVE GEAR
(16 Tooth)**

Replaces:
Tecumseh 37050, 37052

*For use on 7-06872, 7-06830.
Use 7-068218 spring.*



7-070084
**GASKET AND
DIAPHRAGM KIT**

Replaces:
Zama RB-151
STIHL 4238 007 1060

*Fits: C1Q-S118 carburetors,
for STIHL TS 410, 420 cut-off saws*



Parts That Work As Hard As You Do.

7-070085 GASKET AND DIAPHRAGM KIT

Replaces:
Zama RB-164
STIHL 4241 007 1002

*Fits: C1M-S144 carburetors,
for STIHL BG, BR, FC, FS, HT, KM,
SH series machines*



7-01674 IGNITION MODULE

Replaces:
Husqvarna 501 51 62-01


Fits: Models 61/266



7-070086 GASKET AND DIAPHRAGM KIT

Replaces:
Walbro D11-WYL

*Fits: WYL carburetors, for Dolmar, Echo,
ECI, Emak, Farmech, Fujitec, Honda,
Kawasaki, Kioritz, Komatsu, Marunaka,
Marutecs, Maruyama, McCulloch, Mitsubishi,
Motori, MTD, Red Max, Robin, Ryobi,
Seishin, Shandong, Shibaura, Shindaiwa,
STIHL, Tanaka, Woo, Zenoah*



7-016049 IGNITION SWITCH

Replaces:
MTD 951-10637

*Fits: Craftsman and Huskee
Snowthrowers.
2 position, 2 terminals, Uses our
7-016055 key*



7-070087 GASKET AND DIAPHRAGM KIT

Replaces:
Walbro K20-WYL

*Fits: WYL carburetors, for Dolmar, Echo,
ECI, Emak, Farmech, Fujitec, Honda,
Kawasaki, Kioritz, Komatsu, Marunaka,
Marutecs, Maruyama, McCulloch,
Mitsubishi, Motori, MTD, Red Max, Robin,
Ryobi, Seishin, Shandong, Shibaura,
Shindaiwa, STIHL, Tanaka, Woo, Zenoah*



7-06847 VOLTAGE REGULATOR (12 Volt)

Replaces:
Club Car 1015777,
10227112-01


*Used on Club Car DS cars
1992-2007
Fits: Models - DS and Precedent*



7-070088 BOWL GASKET

Replaces:
Walbro 92-351

*Fits: LMF carburetors, for
Kawasaki engines*



7-039946 PTO CABLE

Replaces:
AYP 532435111, 532408714,
532197257, 435111, 408714,
197257

*Fits: Models CT126, LTH438,
LTH1538, LTH18538, YT16542 and
YT1942*

*Conduit: 59"
Inner Wire: 74"*



7-016019 IGNITION COIL

Replaces:
STIHL 1111 400 1301

Fits: Model 051



7-039945 THROTTLE CABLE

Replaces:
STIHL 4180 180 1150

*Fits: Models FS87, 90 100
and 130*

*Conduit: 11"
Inner Wire: 20"*



7-039947
ZONE CONTROL CABLE

Replaces:
MTD 746-04173A, 746-04173B,
746-04173, 946-04173,
94604173A, 946-04173B

Fits: Model Riders built after 2004,
MTD 700 Series

Conduit: 39"
Inner Wire: 56"
"Z" Bend on one end, spring on the other



7-09008
SPARK DOCTOR

Replaces:
Universal

Spark Plug Wrench & Tune-up Kit
(6 in a case)

- For all size spark plugs (5/8" socket, 3/4" socket, 13/16" socket)
- Cleans spark plugs like new (includes brass brush, metal file & metal pick)
- For all engines & equipment: Mowers, trimmers, chainsaws, ATV's, snow throwers, etc.



7-03206
STEERING SECTOR

Replaces:
John Deere GX21924BLE

Fits: John Deere models - 102, 105, 115, 125, 135, 145, 155C, 190C, D100, D105, D110, D120, D130, D140, D150, D160, D170, LA100, LA105, LA110, LA115, LA120, LA125, LA130, LA140, LA145, LA150, LA155, LA165, LA175, X110, X120, X125, X140, X145, 165



7-09009
**GET-A-GRIP™
HANDLE AND ROPE**

Replaces:
Universal
(6 in a case)

- Superior abrasion resistance
- Full grip for comfort & ease
- Great for lawn mowers, boats, snow throwers, pressure washers & more!



7-03207
STEERING SECTOR

Replaces:
John Deere GX20052BLE

Fits: John Deere models - L100, L105, L108, L110, L111, L118, L120, L130, G110
Sabre models - 14.542GS & 17.542HS,
Scotts models - L1742, L17.542, L2048, L2548



F3NC
**FUNNEL WITH
FUEL FILTER (Large)**

Replaces:
Universal

Large filter that removes water, dirt and debris from fuel. 12 in a case.



7-03208
**STEERING PINION
GEAR**

Replaces:
John Deere GX20053

Fits: John Deere Models - 102, 105, 115, 125, 135, 145, 155C, 190C, D100, D105, D110, D120, D130, D140, D150, D160, D170, LA100, LA105, LA110, LA115, LA120, LA125, LA130, LA140, LA145, LA150, LA155, LA165, LA175, X110, X120, X125, X140, X145, X165, L100, L105, L108, L110, L111, L118, L120, L130, G110, Sabre models - 14.542GS & 17.542HS, Scotts models - L1742, L17.542, L2048, L2548. Use with 7-03207 and 7-03206.



F1NC
**FUNNEL WITH
FUEL FILTER (Small)**

Replaces:
Universal

Small filter that removes water, dirt and debris from fuel. 12 in a case.



Parts That Work As Hard As You Do.



7-06615D SEMI-SYNTHETIC OIL COUNTER DISPLAY PACKAGE

(Includes Oil Counter Display &
2 cases of 7-06615)

.....

7-09304 SEMI-SYNTHETIC OIL COUNTER DISPLAY

(Display Only)



7-06620D UNIVERSAL MULTI-PURPOSE OIL COUNTER DISPLAY

(Includes Oil Counter Counter
Display & 2 cases of 7-06620)

.....

7-09305 UNIVERSAL MULTI-PURPOSE OIL COUNTER DISPLAY

(Display Only)



7-09302D TRIMMER LINE COUNTER DISPLAY PACKAGE

(Includes Trimmer Line
Counter Display & 6 each of
7-04549, 7-04554, 7-073823
and 7-073813)

.....


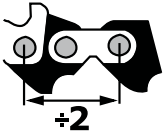


7-09302 TRIMMER LINE COUNTER DISPLAY

(Display Only)

BAR & CHAIN EXPLAINED

*A quick guide
to Bar & Chain
terminology.*



	GAUGE	Chain gauge is the drive link's thickness where it fits into the guide-bar groove. The gauge of the chain and the gauge of the guide bar must match.
	PITCH	Chain pitch is the distance between any three consecutive rivets divided by two. Pitch defines the size of the chain. The drive sprocket must be the same pitch as the chain, and so must the nose sprocket in sprocket-nose bars.
	DRIVE LINK	The part of the chain which runs along the groove of the bar. The length of your chain is determined by counting the number of drive links.
	BAR LENGTH	Bar length is the distance from the front of the saw to the tip of the farthest cutter rounded to the nearest inch.

What is Kickback?

Kickback is the violent occurrence when a chain tooth near the tip of the saw's guide bar catches on wood while cutting or when the wood closes and pinches the saw's chain in the cut, which results in the bar and chain being thrown backward toward the user. In most cases, the user loses control of the chainsaw while the chain is still moving.



RAZORBACK

**PRIME
LINE**
Power Equipment Products
Parts That Work As Hard As You Do



**CHAINS
BAR & CHAIN COMBOS
FILES
BAR & CHAIN OIL
AIR FILTERS
OIL PUMPS
& OTHER SERVICE PARTS**

**FOR:
STIHL • HUSQVARNA
HOMELITE • POULAN
ECHO • AND MORE!!!**



RAZORBACK



BAR & CHAIN

MAKE & MODEL	DRIVE LINKS	PITCH	GAUGE	BAR LGTH	BAR & CHAIN COMBO		CHAIN LOOP	
					w/ Low Kickback & Full Chisel Chain	w/ Low Kickback Chain	Low Kickback & Full Chisel	Low Kickback
ALPINA								
ELETTRA 160/170, ENERGY 1.6, ENERGY 1.8, SINERGY 35, SINERGY 40, P360, PR361, P370, P390, PR391, PR270, PR280	44	3/8 LP	.043	12	-	-	-	7-05707
	44	3/8 LP	.050	12	-	-	-	7-05706
	50	3/8 LP	.050	14	-	7-05569	-	7-05588
	55	3/8 LP	.050	16	-	7-05570	-	7-05589
E120, E130, E150, ES182, ES202, A-10E, A-14E, KS1400B, KS1500B, 352, 382	44	3/8 LP	.050	12	-	-	-	7-05706
	52	3/8 LP	.050	14	-	7-05567	-	7-05586
	57	3/8 LP	.050	16	-	-	-	7-05621
A350, P382, A40, A400, P41, P45, P400, P402, P411, P422, P442, P510, P522, PRO-540, PRO-600, C40, 500, P510, P460, P700, P482, P500, P450, CP66, C40, P500, P510, P460, P700, P450, P650, P45, CP40, CP41, CP540, CP600, CP65, CP55, CP56, PROF 66	64	.325	.050	15	-	-	-	-
	66	.325	.050	16	-	7-05571	-	7-05628
	72	.325	.050	18	-	7-05581	7-05626	7-05590
	66	.325	.058	16	-	-	7-05702	-
	72	.325	.058	18	7-05572	-	7-05703	-
PROF-55, PROF-56, PROF-65, PROF-66, 600, 600i, P650, P700, P750, PROF 800, PROF90, PROF78, 970S, CP90, CP120, CP70, C70, A70	60	3/8	.058	16	-	-	7-05614	-
	68	3/8	.058	18	7-05575	-	7-05591	-
	72	3/8	.058	20	7-05576	-	7-05592	-
P660, P680, P700, P750, P760, P800	68	3/8	.058	18	7-05575	-	7-05591	-
	72	3/8	.058	20	7-05576	-	7-05592	-
BLITZ								
B34, B300, B304, B400, B404, B4, B38, B35D, B35DX, B35, E140F	44	3/8 LP	.050	12	-	-	-	7-05706
	50	3/8 LP	.050	14	-	7-05569	-	7-05588
	55	3/8 LP	.050	16	-	7-05570	-	7-05589
B42, B45A, B54A, B46, B51, B38, B41, B54	66	.325	.058	16	-	-	7-05702	-
	72	.325	.058	18	7-05572	-	7-05703	-
	80	.325	.058	20	-	-	7-05704	-
B50, B52, B55, B60, B64, B500, B501S, B502, B504, B600, B701, B702, B80, B800, B802, B804, B52AF, B64XLF	60	3/8	.058	16	-	-	7-05614	-
	68	3/8	.058	18	7-05575	-	7-05591	-
	72	3/8	.058	20	7-05576	-	7-05592	-

Parts That Work As Hard As You Do.

MAKE & MODEL	DRIVE LINKS	PITCH	GAUGE	BAR LGTH	BAR & CHAIN COMBO		CHAIN LOOP	
					w/ Low Kickback & Full Chisel Chain	w/ Low Kickback Chain	Low Kickback & Full Chisel	Low Kickback
CASTEL								
CS16E, CS17E, CS36, CS39	44	3/8 LP	.050	12	-	-	-	7-05706
	50	3/8 LP	.050	14	-	7-05569	-	7-05588
	55	3/8 LP	.050	16	-	7-05570	-	7-05589
CS45, CS50	66	.325	.058	16	-	-	7-05702	-
	72	.325	.058	18	7-05572	-	7-05703	-
CS60	60	3/8	.058	16	-	-	7-05614	-
	72	3/8	.058	20	7-05576	-	7-05592	-
CASTOR								
ELETTRA 160/170, HIGH TECH 1.6/1.8, CP360, CP370, CP380	44	3/8 LP	.050	12	-	-	-	7-05706
	50	3/8 LP	.050	14	-	7-05569	-	7-05588
	55	3/8 LP	.050	16	-	7-05570	-	7-05589
C40, C40E, CP41, CP45, CP400, CP450, CP500, CP460, CP510, CP540, CP550	66	.325	.058	16	-	-	7-05702	-
	72	.325	.058	18	7-05572	-	7-05703	-
	80	.325	.058	20	-	-	7-05704	-
CP-55, CP-56, CP-65, CP-66, CP600, CP600I, CP650	60	3/8	.050	16	-	-	-	7-05710
	60	3/8	.058	16	-	-	7-05614	-
	68	3/8	.058	18	7-05575	-	7-05591	-
	72	3/8	.058	20	7-05576	-	7-05592	-
CP-700, CP-800, CP750	68	3/8	.058	18	7-05575	-	7-05591	-
	72	3/8	.058	20	7-05576	-	7-05592	-
DOLMAR								
ES-31, ES-36, PS39, ES-40, ES-152A, ES-162A, AS-172A, PS33, PS-34, PS-3300TH, PS-330, PS-340, PS-341, PS342, PS-344, PS350, PS-400, PS-401, PS410, PS411, 90VP, 95VP, 3000, PS45, PS41, PS3400, PS342, 100, 101, 102, 103, 104, 105, 106, 108, PS390, 275, 285, 295, ES140, ES160, ES1600, ES31, PS3410, ES152A, ES162A, ES172A, CS2040, ES151, ES140, 275, ES30, ES160, 285, ES161, ES2040, ES2035, ES153, ES183, ES173, ES163	45	3/8 LP	.050	12	-	7-05566	-	7-05585
	52	3/8 LP	.050	14	-	7-05567	-	7-05586
	56	3/8 LP	.050	16	-	7-05620	-	-
	45	3/8 LP	.050	12	-	7-05566	-	7-05585
	52	3/8 LP	.050	14	-	7-05567	-	7-05586
	56	3/8 LP	.050	16	-	7-05620	-	-
	57	3/8 LP	.050	16	-	-	-	-

MAKE & MODEL	DRIVE LINKS	PITCH	GAUGE	BAR LGTH	BAR & CHAIN COMBO		CHAIN LOOP	
					w/ Low Kickback & Full Chisel Chain	w/ Low Kickback Chain	Low Kickback & Full Chisel	Low Kickback
DOLMAR (Continued)								
109, 110, 111, 112, 113, 114, 115, 116, PS420, PS43, PS460, PS4600, PS500, PS5000, PS5100, PS510, PS52, PS540	66	.325	.050	16	-	7-05571	-	7-05628
	72	.325	.050	18	-	7-05581	7-05626	7-05590
	78	.325	.050	20	-	-	-	7-05708
	66	.325	.058	16	-	-	7-05702	-
	72	.325	.058	18	7-05572	-	7-05703	-
109, 111, 112, 115, 116, 117, 119, 219, PS460, PS 52, PS510, PS540, PS5000, PS5100, PS-6000iH, PS-6800i, PS-6800iH, 120Si, 1231	60	3/8	.058	16	-	-	7-05614	-
	72	3/8	.058	20	7-05576	-	7-05592	-
	60	3/8	.050	16	-	-	-	7-05710
PS-6400, PS-7300, PS-7900, PS9000, PS9010	60	3/8	.058	16	-	-	7-05614	-
	68	3/8	.058	18	7-05575	-	7-05591	-
	72	3/8	.058	20	7-05576	-	7-05592	-
ECHO (KIORITZ)								
CS2700, CS-285EVL, CS-290EVL, CS-300EVL, CS320, CS-280E, CS-302, CS305, CS310, CS-315, CS-320EVL, CS-328, CS-330EVL, CS-360EVL, E155, CS-2800, CS-2900, CS3000, CS3050, CS-3400, CS3450, ECS150/1850FT, CS2600/3000/3400, CS3050/CS3500, CS-271, CS-301, CS-302S, CS-330, CS-340, CS341, CS-345, CS346, CS-351, CS-352, ECS-2000, ECS-3000, CS-4400, CS-2600, E255, CS260, CS370, CS370T, CS2700, CS350	45	3/8 LP	.050	12	-	7-05566	-	7-05585
	52	3/8 LP	.050	14	-	7-05567	-	7-05586
	57	3/8 LP	.050	16	-	-	-	7-05621
CS350, CS-3600, CS370, CS3700, CS3900, CS-4000, CS400EVL, CS440EVL, CS440EVLH, CS450, CS4200, CS-500, CS-510, CS520, CS-360EVL, CS4010, CS4100, CS420, CS4400, CS-4510, CS4600, CS4610, CS5000, CS5100, CS4500	66	.325	.050	16	-	7-05571	-	7-05628
	72	.325	.050	18	-	7-05581	7-05626	7-05590
CS350, CS-3600, CS370, CS3700, CS3900, CS-4000, CS400EVL, CS440EVL, CS440EVLH, CS450, CS4200, CS-500, CS-510, CS520, CS-360EVL, CS4010, CS4100, CS420, CS4400, CS-4510, CS4600, CS4610, CS5000, CS5100, CS4500	66	.325	.058	16	-	-	7-05702	-
	72	.325	.058	18	7-05572	-	7-05703	-
CS60S, CS451VL, CS452VL, CS500EVL, CS500VL, CS510EVL, CS550EVL, CS-600EVL, CS602EVL, CS-610EVL, CS-650EVL, CS-660EVL, CS-680, CS-702VL, CS750EVL, CS-750VL, CS5000, CS-5500, CS5501, CS-501, CS-601, CS-670, CS-701, CS-706, CST-610, CS6700, CS6701, CS6702, CS6703, CS8000, CS8001, CS8002	60	3/8	.050	16	-	-	-	7-05710
	70	3/8	.050	20	-	-	7-05613	7-05711

Parts That Work As Hard As You Do.

MAKE & MODEL	DRIVE LINKS	PITCH	GAUGE	BAR LGTH	BAR & CHAIN COMBO		CHAIN LOOP	
					w/ Low Kickback & Full Chisel Chain	w/ Low Kickback Chain	Low Kickback & Full Chisel	Low Kickback
EFCO								
125, 131, 132, 137, 141S, MT3500, MT3600, MT3700, MT4000, MT4100S, MT350, MT440	40	3/8LP	.050	10	-	7-05568	-	7-05587
	45	3/8 LP	.050	12	-	7-05566	-	7-05585
	52	3/8 LP	.050	14	-	7-05567	-	7-05586
	56	3/8 LP	.050	16	-	7-05620	-	-
141S, MT4100SP, MT440, MT4400	66	.325	.050	16	-	7-05571	-	-
	72	.325	.050	18	-	7-05581	7-05626	7-05590
147, 152, 156, 162, 165, MT6500	66	.325	.058	16	-	-	7-05702	-
	72	.325	.058	18	7-05572	-	7-05703	-
	80	.325	.058	20	-	-	7-05704	-
147, 152, 156, 162, 165, MT6500	60	3/8	.058	16	-	-	7-05614	-
	68	3/8	.058	18	7-05575	-	7-05591	-
	72	3/8	.058	20	7-05576	-	7-05592	-
181, MT7200, MT8200	60	3/8	.058	16	-	-	7-05614	-
	68	3/8	.058	18	7-05575	-	7-05591	-
	72	3/8	.058	20	7-05576	-	7-05592	-
170, 180, 171, 181	60	3/8	.058	16	-	-	7-05614	-
	68	3/8	.058	18	7-05575	-	7-05591	-
	72	3/8	.058	20	7-05576	-	7-05592	-
FRONTIER								
MARK I, MARK 11 VIP, F35AV, FB35, FP35, FP45, FP365VIP	50	3/8 LP	.050	14	-	7-05569	-	7-05588
	56	3/8 LP	.050	16	-	7-05620	-	-
FP45	66	.325	.050	16	-	7-05571	-	7-05628
	72	.325	.050	18	-	7-05581	7-05626	7-05590
HITACHI								
CS280, CS350, CS280B, CS350B, CS350A, CS35B	45	3/8 LP	.050	12	-	7-05566	-	7-05585
	52	3/8 LP	.050	14	-	7-05567	-	7-05586
	57	3/8 LP	.050	16	-	-	-	7-05621
HOMELITE								
180, 192, 200, 240SL, 245SL, SUPER 2, (SL, CC, XL, VI), XEL, EL, XL SERIES, SUPER Z, 35SL, ELECTRIC, XL-10, BANDIT LX30, EL14, SABRE 31, 33, 205, 3350B, 190, 240, 245, (Before # XE339), ELECTRIC 200, LITTLE RED, LX-30, VI SUPER, XEL ELECTRIC	53	3/8 LP	.050	14	-	-	-	7-05618
	59	3/8 LP	.050	16	-	-	-	7-05622
20, 20AV, 23AV, 3300, 3350, 3800, 3850, PS33, RANGER, BANDIT 33/38 SERIES - 3314, 3316, 3318, CS40	45	3/8 LP	.050	12	-	7-05566	-	7-05585
	52	3/8 LP	.050	14	-	7-05567	-	7-05586
	56	3/8 LP	.050	16	-	7-05620	-	-
	62	3/8 LP	.050	18	-	7-05625	-	7-05624

MAKE & MODEL	DRIVE LINKS	PITCH	GAUGE	BAR LGTH	BAR & CHAIN COMBO		CHAIN LOOP	
					w/ Low Kickback & Full Chisel Chain	w/ Low Kickback Chain	Low Kickback & Full Chisel	Low Kickback
HOMELITE (Continued)								
25, 25AV, 27AV, 4100, 4150, 4500, 4550, d4550b, i4150b, i4550b, TIMBERMAN, UT10896, UT10910, UT10926, UT10927A, UT10942A, UT10946A, UT10974	66	.325	.050	16	-	7-05571	-	7-05628
	72	.325	.050	18	-	7-05581	7-05626	7-05590
	78	.325	.050	20	-	-	-	7-05708
SUPER XL, BIG RED, XL12, XL-AO, XL400,330, 350, 360AO, 360, 410, 450, 460, 540, 550, 650,700, 750, 800, 825, 850, 900, 922, 923, 925, 955, 8800, SXL	70	3/8	.050	20	-	-	7-05613	7-05711
SUPER 240, 250, 252, 290, 300, 340, CS40, CS50, 415, 4550, HSC4040, 4545, 252, VI SUP MINI, VI-123, VI-125, XL-76, XL100 SERIES, XL 250, 30, 150, EZ, EZ AUTO, 130, SUPEREZ, SUPER XK MINI, EZ250	66	.325	.050	16	-	7-05571	-	7-05628
	72	.325	.050	18	-	7-05581	7-05626	7-05590
	80	.325	.050	20	-	-	7-05627	7-05701
HUSQVARNA								
250PS, 23, 36, 41, 136, 137, 141, 142, 235, 243, E16, E316, E317, E321	40	3/8LP	.050	10	-	7-05568	-	7-05587
	45	3/8 LP	.050	12	-	7-05566	-	7-05585
	52	3/8 LP	.050	14	-	7-05567	-	7-05586
	57	3/8 LP	.050	16	-	-	-	7-05621
Polesaws 325P4X, 325P4X, 323P4, 327P5, 327PT5s, 33,34, 37, 333, 334T, 335XPT, 338, 136, 137, 141, 142, 240, 243, 315E, 316E, 318E, 321E, 1400, 1600, 325P, T425, T435, 320E	40	3/8LP	.050	10	-	7-05568	-	7-05587
	45	3/8 LP	.050	12	-	7-05566	-	7-05585
	52	3/8 LP	.050	14	-	7-05567	-	7-05586
	57	3/8 LP	.050	16	-	-	-	7-05621
38, 40, 40P, 41, 42, 44, 45, 49, 50, 51, 55, 57, 133, 136, 137, 140, 141,142, 154, 234,235, 238, 240, 242XP,243, 246, 254XP/G, 257, 261, 262XP, 262XPG, 336, 339, 338, 340, 345, 346XP, 350, 351, 353, 357XPG, 359, 360, 362, 365, EL16, EL1400, EL1500, EL1600, EL1200, 40S, 55 RANCHER, 435, 440, 444, 445, 450, 455 Rancher, 460 Rancher, 570	66	.325	.050	16	-	7-05571	-	7-05628
	72	.325	.050	18	-	7-05581	7-05626	7-05590
	66	.325	.058	16	-	-	7-05702	-
	72	.325	.058	18	7-05572	-	7-05703	-
	80	.325	.058	20	-	-	7-05704	-
154, 346XP, 254XP/G, 257XP, 262, 262XP, 362XP/G, 243, 261, 357XP, 55 RANCHER	60	3/8	.058	16	-	-	7-05614	-
	68	3/8	.058	18	7-05575	-	7-05591	-
	72	3/8	.058	20	7-05576	-	7-05592	-
162, 61, 64, 65, 66, 70, 77, 160, 181, 185, 260, 266, 266XP, 268XP, 272, 272XP, 281XP, 285XP, 288XP, 298X, 334, 338, 365, 371XP, 372XP, 380, 385XP, 390XP, 394XP, 395XP, 480, 555, 562, 570, 575, 576, 3120XP, 1100, 2100, 2101, 3120	60	3/8	.050	16	-	-	-	7-05710
	68	3/8	.050	18	-	-	7-05612	-
	60	3/8	.058	16	-	-	7-05614	-
	68	3/8	.058	18	7-05575	-	7-05591	-
	72	3/8	.058	20	7-05576	-	7-05592	-
	72	3/8	.063	20	7-05578	-	7-05510	-

Parts That Work As Hard As You Do.

MAKE & MODEL	DRIVE LINKS	PITCH	GAUGE	BAR LGTH	BAR & CHAIN COMBO		CHAIN LOOP	
					w/ Low Kickback & Full Chisel Chain	w/ Low Kickback Chain	Low Kickback & Full Chisel	Low Kickback
JOHN DEERE								
25EV, 28, 28V, 30, 30V, 35EV, 40V, 200CS, 230CS, CS36, CS40, CS40V, 45, 46, 450	45	3/8 LP	.050	12	-	7-05566	-	7-05585
	52	3/8 LP	.050	14	-	7-05567	-	7-05586
	56	3/8 LP	.050	16	-	7-05620	-	-
	62	3/8 LP	.050	18	-	7-05625	-	7-05624
	66	.325	.050	16	-	7-05571	-	7-05628
	72	.325	.050	18	-	7-05581	7-05626	7-05590
45EV, 76EV, 450V, 300CS, 350CS, 46EV	66	.325	.050	16	-	7-05571	-	7-05628
	72	.325	.050	18	-	7-05581	7-05626	7-05590
	78	.325	.050	20	-	-	-	7-05708
CS-46, CS-52, CS-56, CS-62, 50V, 51SV, 55SV, 550CS, 60V	60	3/8	.050	16	-	-	-	7-05710
	70	3/8	.050	20	-	-	7-05613	7-05711
80EV, CS71, CS81, 80ev, 800v, 65SV	60	3/8	.058	16	-	-	7-05614	-
	66	3/8	.058	18	-	-	7-05702	-
	72	3/8	.058	20	7-05576	-	7-05592	-
JONSERED								
M36, 36AV, M361, 361, 365, 370	45	3/8 LP	.050	12	-	7-05566	-	7-05585
	50	3/8 LP	.050	14	-	7-05569	-	7-05588
	57	3/8 LP	.050	16	-	-	-	7-05621
2033TH	45	3/8 LP	.050	12	-	7-05566	-	7-05585
	52	3/8 LP	.050	14	-	7-05567	-	7-05586
	56	3/8 LP	.050	16	-	7-05620	-	-
2116, 2115, 2135, 2121, 2117, 2137, 2138, 2139, 2118EL, 2115EL, 2116EL, 2035, 2238	45	3/8 LP	.050	12	-	7-05566	-	7-05585
	52	3/8 LP	.050	14	-	7-05567	-	7-05586
	57	3/8 LP	.050	16	-	-	-	7-05621
45E, 49SP, 50, 51, 52, 370, 380, 410, 420, 425, 435, 450, 451, 451EVS, 452, 455, 490, 510, 520, 521, 525, 535, 590, 2012, 2012EL, 2014, 2015, 2016, 2036, 2040, 2041, 2045, 2050, 2051, 2054, 2055, 2063, 2137, 2139, 2141, 2145, 2149, 2150, 2152, 2153, 2156, 2159, 2234, 2238, 2240, 2245, 2250, 2255	66	.325	.050	16	-	7-05571	-	7-05628
	72	.325	.050	18	-	7-05581	7-05626	7-05590
45E, 49SP, 50, 51, 52, 370, 380, 410, 420, 425, 435, 450, 451, 451EVS, 452, 455, 490, 510, 520, 521, 525, 535, 590, 2012, 2012EL, 2014, 2015, 2016, 2036, 2040, 2041, 2045, 2050, 2051, 2054, 2055, 2063, 2137, 2139, 2141, 2145, 2149, 2150, 2152, 2153, 2156, 2159, 2163, 2234, 2238, 2240, 2245, 2250, 2255	66	.325	.058	16	-	-	7-05702	-
	72	.325	.058	18	7-05572	-	7-05703	-
60, 61, 62, 66, 70, 75, 77, 80, 81, 90, 110, 111, 601, 621, 751, 801, 820, 830, 910, 920, 930, 941	60	3/8	.058	16	-	-	7-05614	-
	72	3/8	.058	20	7-05576	-	7-05592	-

MAKE & MODEL	DRIVE LINKS	PITCH	GAUGE	BAR LGTH	BAR & CHAIN COMBO		CHAIN LOOP	
					w/ Low Kickback & Full Chisel Chain	w/ Low Kickback Chain	Low Kickback & Full Chisel	Low Kickback
JONSERED (Continued)								
625, 630, 630 SUPER, 670, 670 CHAMP, 2077, 2083, 2094, 2095, 2065, 2071, 2171, 2172, 2165, 2166, 2172, 2186, 2188, 820/830, *920/930 (* with 9mm stud), 670 WEST COAST	60	3/8	.058	16	-	-	7-05614	-
	68	3/8	.058	18	7-05575	-	7-05591	-
	72	3/8	.058	20	7-05576	-	7-05592	-
MAKITA								
DCS33, DCS34, DCS380, DCS390, DCS231, DCS232, DCS3410, DCS3501, 5011B, 5012B, 5014B, 5016B, DCS3000, DCS3500, DCS400, DCS4610, DC8350S, DC8390, 501GNB	45	3/8 LP	.050	12	-	7-05566	-	7-05585
	52	3/8 LP	.050	14	-	7-05567	-	7-05586
	56	3/8 LP	.050	16	-	7-05620	-	-
	72	.325	.050	18	-	7-05581	7-05626	7-05590
DCS300, DCS330S, DCS330TH, DCS340, DCS341, DCS350, DCS43, DCS430, DCS431, DCS52, DCS520i, DCS4300i, DCS460, DCS4600, DCS5000, DCS50001, DCS500	66	.325	.050	16	-	7-05571	-	7-05628
	72	.325	.050	18	-	7-05581	7-05626	7-05590
	78	.325	.050	20	-	-	-	7-05708
	66	.325	.058	16	-	-	7-05702	-
	72	.325	.058	18	7-05572	-	7-05703	-
DCS520i, DCS540, DCS5200i, DCS6000i, DCS6800i, DCS4300, DCS5200, DCS6000, DCS6600	60	3/8	.050	16	-	-	-	7-05710
	60	3/8	.058	16	-	-	7-05614	-
	64	3/8	.058	18	-	-	-	-
DCS6400, DCS6401, DCS7301, DCS7901, DCS9000, DCS9010, DCS7300, DCS7900	60	3/8	.058	16	-	-	7-05614	-
	68	3/8	.058	18	7-05575	-	7-05591	-
	72	3/8	.058	20	7-05576	-	7-05592	-
McCULLOCH								
14A/S, 110, 115, 120, 130, 140, 155, 160S, 165, 175, 310, 320, 330, 340, 355, 365, 375, 430, 435, 440, 445, 474, 484, 510, 515, 735, 838, 2010, 2014, 2016, 2138, 2316, 2318, 3200, 3210, 3219, 3514, 3516, 3518, 3800, 3850, 3816, 160S, 2018S, 3205-14, 3818V, C180, CALIFOTLIA, CALIFOTLIA 90, ARIZON, EAGER BEAVER (2010, 2012, 2014, 2016, 2116, 2318), ELECTRA MAC 16E, ELECTROMAC 1030, 1035, EB2.3, EB2.3 MAC CAT, EB 6a, EM16, 10, 12, 14, 16E, EMAC1040, DAY900, MAC CAT, MAC CAT (16, 18), MAC CAT 839, MINI MAC (All models), 3214/6, 3516/8, MAC120, MAC130, MAC930, MAC935, MAC940, MC SERIES, MM30, MM35, MS1415, MS1420, MS1425, MS1430, MS1432, MS1435, MS1455, MS1630, MS1635, MS1635NAV, MS1635NAVCC, MS1640, MS1645, MS1838, MS1838AV, MS1838AVCC, MS1842AVCC, MS1846AVCC, PM36, PM300, PM310, PM320, PM360, PM364, PM370, PM380, PM394, PM470, PM480, PM494, PM510, PM400, PM484, PM6, PM730, POWER MAC SERIES (6, 145-14, 255-16), POWER MAC 6, PROMAC SERIES (3200, 3205, 3205-14, 3210, 3212, 3214, 3216, 3219, 3505, 3800, 3805, 3818, 3850), SILVER EAGLE SERIES (2010, 2012, 2012S, 2104, 2014S, 2016, 2018S, 2316), SP-40, SUPER 17, TITAN SERIES (35, 36, 37, 38, 39 40), WILDCAT	44	3/8 LP	.050	12	-	-	-	7-05706
	49	3/8 LP	.050	14	-	7-05565	-	7-05584
	55	3/8 LP	.050	16	-	7-05570	-	7-05589
	60	3/8 LP	.050	18	-	-	-	7-05623

Parts That Work As Hard As You Do.

MAKE & MODEL	DRIVE LINKS	PITCH	GAUGE	BAR LGTH	BAR & CHAIN COMBO		CHAIN LOOP	
					w/ Low Kickback & Full Chisel Chain	w/ Low Kickback Chain	Low Kickback & Full Chisel	Low Kickback
McCULLOCH (Continued)								
4600, 4700, 4900, 5000, 40, 46, 54, 61, 72, 10E, 12E, 14E, 16E, MS1425, MS1640	66	.325	.050	16	-	7-05571	-	7-05628
	72	.325	.050	18	-	7-05581	7-05626	7-05590
	78	.325	.050	20	-	-	-	7-05708
1-10, 10-10, 2-10, 3-10, 4-10, 5-10, 55, 555, 6-10, 60, 610,650, 655, 7-10, 70, 700, 80, 800, 805, 850, DE50, SP60, SP81, TITAN 50, TITAN 57, 955, 1000, CP55, CP70, CP70L, 560, 570, 620, DOUBLE EAGLE 50/57/80, PM605, PROMAC 5700/8200, SILVER EAGLE 3420/3720, SP-60, SP-70, SP80, SP81, TIMBER BEAR, TITAN 50/57/70, SP80, SP81, TITAN, MAC10 SERIES	60	3/8	.050	16	-	-	-	7-05710
	70	3/8	.050	20	-	-	7-05613	7-05711
MAC 950, 960, 970, DAYTONA 3000, 5000, 6000, PROMAC 51/55/60/72	60	3/8	.058	16	-	-	7-05614	-
	68	3/8	.058	18	7-05575	-	7-05591	-
	72	3/8	.058	20	7-05576	-	7-05592	-
MS1215, MS1415, MS1425, MS1630, MS1640, MS1435, MS1645	52	3/8 LP	.050	14	-	7-05567	-	7-05586
	56	3/8 LP	.050	16	-	7-05620	-	-
	62	3/8 LP	.050	18	-	7-05625	-	7-05624
35CC, 40CC, 50CC, 55CC	66	.325	.050	16	-	7-05571	-	7-05628
	72	.325	.050	18	-	7-05581	7-05626	7-05590
	78	.325	.050	20	-	-	-	7-05708
PARTNER								
1436, 1641, 1601, 1602, 1611, 1613, 1614, 1616, 1618, 330	50	3/8 LP	.050	14	-	7-05569	-	7-05588
	54	3/8 LP	.050	16	-	-	-	7-05619
330, 335, 345, 360, 365, 385, 395, 351, 370, P 390, P 420, 350, 405, 340	45	3/8 LP	.050	12	-	7-05566	-	7-05585
	52	3/8 LP	.050	14	-	7-05567	-	7-05586
	56	3/8 LP	.050	16	-	7-05620	-	-
	62	3/8 LP	.050	18	-	7-05625	-	7-05624
EL1450, EL1650, 400, 410, 460, 405, 450, 470, 510, 540, 360, 365, 400, 405, 450, 465, 495, 510, 540, 500, 545, MINI FARMERSAW, P500, P5000, 1200EL, 1400EL, 1450, 1500EL, EL1650, 410, 460, 510CCS, 370, 320, P48, P49, P400, 420, 470, 550, P5500, 605, 390	66	.325	.050	16	-	7-05571	-	7-05628
	72	.325	.050	18	-	7-05581	7-05626	7-05590
	66	.325	.058	16	-	-	7-05702	-
	72	.325	.058	18	7-05572	-	7-05703	-
650, 7000, F65, P100, P55, P65, P70, R16, R17, R18, R19, R20, R21, R22, R40, R417, R418, R420, R421, R422, R435, R440, R522, R523, S50, 555, S65, R11, R12, R14, R23, R30, R35, R416, R44, R517, P50, P51, F55, 550, 85, 7700, 710, 660, P7700, 710	60	3/8	.058	16	-	-	7-05614	-
	68	3/8	.058	18	7-05575	-	7-05591	-
	72	3/8	.058	20	7-05576	-	7-05592	-

MAKE & MODEL	DRIVE LINKS	PITCH	GAUGE	BAR LGTH	BAR & CHAIN COMBO		CHAIN LOOP	
					w/ Low Kickback & Full Chisel Chain	w/ Low Kickback Chain	Low Kickback & Full Chisel	Low Kickback
PIONEER								
P10, P11, P12, P12S	50	3/8 LP	.050	14	-	7-05569	-	7-05588
	56	3/8 LP	.050	16	-	7-05620	-	-
970, 1072, 1073, 1074, P20, P21, P25, P26, P28, P28S	66	.325	.058	16	-	-	7-05702	-
	72	.325	.058	18	7-05572	-	7-05703	-
POULAN								
S25AV, S25CVA, S25D, S25DA, 20, 25 SERIES, 25A, 180, 190, 200, 205, 210, 220, 221, 225, 230, 235, 236, 240, 250, 255, 260, 285, 295, 305, 306, 310, 325, 335, 336, 365, 523, 1220, 1425, 1625, 1800, 1900, 1900LE, 1950LE, 1975LE, 2000, 2050, 2055, 2055LE, 2075, 2075C, 2100, 2150, 2155, 2175, 2250, 2250LE, 2300, 2300CVA, 2350, 2375, 2375LE, 2400, 2450, 2500, 2550, 2600, 3314, 3416, 3516, 3816, 3816AV, 3818, 4018, 4218, 4218AV, E14E, E16E, ES350, ELECTRIC 1420, 1425, 1625, 2100, 2400, 2500, 2600, 400E, P600, PP210, PP260, PP295, PP300E, PP310, PP335, PP380, PATRIOT 1900, WILDTHING, WOODSHARK, MICRO 25, S23, S25	45	3/8 LP	.050	12	-	7-05566	-	7-05585
	52	3/8 LP	.050	14	-	7-05567	-	7-05586
	56	3/8 LP	.050	16	-	7-05620	-	-
	62	3/8 LP	.050	18	-	7-05625	-	7-05624
255, 285, 295, 305, 306SA, 310, 315, 335, 336, 2700, 2750, 2775, 2800, 2900, 3000, 3050, 3100, 3300, 3500, 3600, PREDATOR, 4600, 4620	66	.325	.050	16	-	7-05571	-	7-05628
	72	.325	.050	18	-	7-05581	7-05626	7-05590
	78	.325	.050	20	-	-	-	7-05708
325	66	.325	.058	16	-	-	7-05702	-
	72	.325	.058	18	7-05572	-	7-05703	-
361, 365, 3600, 375, 3700, 380, 3800, 395, 3900, 400 SERIES, 400, 445, 450, 4000, 4200, 4400, 4900, 5200, 5400, 5500, 670200 SERIES, 203, 245, 375, 300, SERIES, 306, 306A, 3400, 360	60	3/8	.050	16	-	-	-	7-05710
	70	3/8	.050	20	-	-	7-05613	7-05711
203, 245, 306, 360, 361, 375, 385, 395, 400, 445, 446, 450, 3400, 3700, 3800, 3900, 4000, 4200, 4400, 4900, 5200, 5400, 5500, 5400, 6700, 6900, 7700, 8500	60	3/8	.050	16	-	-	-	7-05710
	68	3/8	.050	18	-	-	7-05612	-
Polesaws, 446T, 445,258T, 500P	40	3/8 LP	.050	10	-	7-05568	-	7-05587
	44	3/8 LP	.050	12	-	-	-	7-05706
	52	3/8 LP	.050	14	-	7-05567	-	7-05586
	56	3/8 LP	.050	16	-	7-05620	-	-

Parts That Work As Hard As You Do.

MAKE & MODEL	DRIVE LINKS	PITCH	GAUGE	BAR LGTH	BAR & CHAIN COMBO		CHAIN LOOP	
					w/ Low Kickback & Full Chisel Chain	w/ Low Kickback Chain	Low Kickback & Full Chisel	Low Kickback
POWER PRUNER (ECHO)								
PPT-2400, PPSR-2122, PPSR-2433, PPT260, PP300, PP400, PP600, PP800, PP1000, PP1200, PP1250, PP1260, PP1400, PP1400-D, PPF-2100, PPT-2100, PPF-2400	40	3/8 LP	.050	10	-	7-05568	-	7-05587
	44	3/8 LP	.050	12	-	-	-	7-05706
	52	3/8 LP	.050	14	-	7-05567	-	7-05586
	56	3/8 LP	.050	16	-	7-05620	-	-
RYOBI								
35B, CS36, CS36C, CS41, CS3330, CS385CB, HC31, HC36, HC41, HCS31, HCS36, CS-1530/1535/1540	44	3/8 LP	.043	12	-	-	-	7-05707
	66	.325	.058	16	-	-	7-05702	-
	72	.325	.058	18	7-05572	-	7-05703	-
CSE5145, CSE5650	52	3/8 LP	.050	14	-	7-05567	-	7-05586
SEARS (CRAFTSMAN)								
3400, 3401, 3402, 3407, 3411, 3412, 3414, 3415, 3425, 3445, 3455, 3460, 3461, 3476, 34071, 34115, 34116, 35023, 35025, 35027, 35028, 35037, 35038, 35044, 35046, 35048, 35056, 35058, 35060, 35080, 35081, 35082, 35091, 35093, 35095, 35096, 35202, 35203, 35205, 35206, 35207, 35209, 35211, 35215, 35216, 35219, 35224, 35231, 35232, 35235, 35238, 35255, 35256, 35270, 35273, 35280, 35283, 35363, 35366, 35367, 35504, 35505, 35506, 35508, 35512, 35514, 35515, 35516, 35713, 35714, 35717, 35718, 35736, 35824, 358341040, 358350810, 358350670, 358360360, 358360380, 35841, 35886, 351040, 351140, 352680, 36010, 36012, 36015, 36017, 36080, 36082, 36085, 36087	45	3/8 LP	.050	12	-	7-05566	-	7-05585
	52	3/8 LP	.050	14	-	7-05567	-	7-05586
	56	3/8 LP	.050	16	-	7-05620	-	-
	62	3/8 LP	.050	18	-	7-05625	-	7-05624
3403, 3416, 3417, 3470, 3471, 3482, 35256	66	.325	.050	16	-	7-05571	-	7-05628
	72	.325	.050	18	-	7-05581	7-05626	7-05590
35507PS, 35020, 35119, 35120, 35121, 35492, 35607, 35624, 35624, 35624.2, 35628, 35633	60	3/8	.050	16	-	-	-	7-05710
	70	3/8	.050	20	-	-	7-05613	7-05711
35145, 35212, 35483, 35608, 35609, 35690, 35721, 35727, 35728, 35826, 35829, 35851, 35881, 35885, Electrics (1983 and later), 35887, 35889	45	3/8 LP	.050	12	-	7-05566	-	7-05585
	52	3/8 LP	.050	14	-	7-05567	-	7-05586
	57	3/8 LP	.050	16	-	-	-	7-05621
SHINDAIWA								
P230, P231	40	3/8 LP	.050	10	-	7-05568	-	7-05587
	44	3/8 LP	.050	12	-	-	-	7-05706

MAKE & MODEL	DRIVE LINKS	PITCH	GAUGE	BAR LGTH	BAR & CHAIN COMBO		CHAIN LOOP	
					w/ Low Kickback & Full Chisel Chain	w/ Low Kickback Chain	Low Kickback & Full Chisel	Low Kickback
SHINDAIWA (Continued)								
90, 100, 102, 103, 104, 105, 107, 110, 113, 120, 140, 150EL, 160EL, E180, 269, 285, 300, 305, 320, 340, 345, 346, 350, 352, 355, 360, 357, YB401, YB395	40	3/8LP	.050	10	-	7-05568	-	7-05587
	45	3/8 LP	.050	12	-	7-05566	-	7-05585
	52	3/8 LP	.050	14	-	7-05567	-	7-05586
	57	3/8 LP	.050	16	-	-	-	7-05621
291, 300, 301, 305, 340, 345, 346, 350, 355, 357, 360, 366, 377, 381, 389, 391, 394, 400, 401, 415, 416, 420, 440, 446, 450, 451, 452, 488, 490, 500, 510, 560, 580, YB501, YB601, YB701, YB495, YB691, YB377	66	.325	.050	16	-	7-05571	-	7-05628
	72	.325	.050	18	-	7-05581	7-05626	7-05590
	66	.325	.058	16	-	-	7-05702	-
	72	.325	.058	18	7-05572	-	7-05703	-
291, 300, 301, 305, 340, 345, 346, 350, 355, 357, 360, 366, 377, 381, 389, 391, 394, 400, 401, 415, 416, 420, 440, 446, 450, 451, 452, 488, 490, 500, 510, 560, 580, YB501, YB601, YB701, YB495, YB691, YB377	60	3/8	.058	16	-	-	7-05614	-
	64	3/8	.058	17	-	-	-	-
	68	3/8	.058	18	7-05575	-	7-05591	-
	72	3/8	.058	20	7-05576	-	7-05592	-
550, 575, 577, 680, 695, 757	60	3/8	.058	16	-	-	7-05614	-
	68	3/8	.058	18	7-05575	-	7-05591	-
	72	3/8	.058	20	7-05576	-	7-05592	-
Pole Pruner P24, P230, P231	40	3/8 LP	.050	10	-	7-05568	-	7-05587
	44	3/8 LP	.050	12	-	-	-	7-05706
	49	3/8 LP	.050	14	-	7-05565	-	7-05584
	56	3/8 LP	.050	16	-	7-05620	-	-
SOLO								
613	45	3/8 LP	.050	12	-	7-05566	-	7-05585
	52	3/8 LP	.050	14	-	7-05567	-	7-05586
	57	3/8 LP	.050	16	-	-	-	7-05621
614, 630, 633, 635, 636, 637, 640	45	3/8 LP	.050	12	-	7-05566	-	7-05585
	52	3/8 LP	.050	14	-	7-05567	-	7-05586
	56	3/8 LP	.050	16	-	7-05620	-	-
631, 634, 632, 638, 639, 641, 642, 643, 644SP, 645, 646, 647, 650, 651SP, 652, 654, 656	66	.325	.050	16	-	7-05571	-	7-05628
	72	.325	.050	18	-	7-05581	7-05626	7-05590
	66	.325	.058	16	-	-	7-05702	-
	72	.325	.058	18	7-05572	-	7-05703	-
603, 609, 662, 665, 667, 670, 675, 680, 681, 690, 694	60	3/8	.050	16	-	-	-	7-05710
	68	3/8	.050	18	-	-	7-05612	-
	60	3/8	.058	16	-	-	7-05614	-
	68	3/8	.058	18	7-05575	-	7-05591	-
	72	3/8	.058	20	7-05576	-	7-05592	-

Parts That Work As Hard As You Do.

MAKE & MODEL	DRIVE LINKS	PITCH	GAUGE	BAR LGTH	BAR & CHAIN COMBO		CHAIN LOOP	
					w/ Low Kickback & Full Chisel Chain	w/ Low Kickback Chain	Low Kickback & Full Chisel	Low Kickback
STIHL								
E140, HT70, HT75, 017, 018, 019T, 023L, MS140, MS160, MSE140, MSE160, MSE180, MS192, MSE200, ME220, MS170, MS171, MS180, MS181, MS190, MS191T, MS192T, MS200, MS201, MS201T, MS210, MS211, MS230, MS231, MS250, MS251, 009, 010, 011, 012, 017, 018, 019, 020, 021, 023, 025	44	3/8 LP	.050	12	-	-	-	7-05706
	50	3/8 LP	.050	14	-	7-05569	-	7-05588
	55	3/8 LP	.050	16	-	7-05570	-	7-05589
024, 026, 028, 028S, 029, 030, 031, 032, 034, 036, 036 PRO, 038, 039, FARM BOSS, 040, 041, 042, 044, 045, 046, 048, 056, 064, 066	67	.325	.063	16	7-05573	-	7-05705	-
	74	.325	.063	18	-	7-05574	-	-
	81	.325	.063	20	-	-	7-05709	-
MS240, MS241, MS260, MS260 PRO, MS261, MS270, MS270C, MS270CQS, MS271, MS280, MS280C, MS280CQS, MS290, MS291, MS310, MS311, MS341, MS360, MS360 PRO, MS360QS, MS361, MS361C, MS362, MS390, MS391, MS440, MS441, MS460, MS650, MS660, FARMBOSS	67	.325	.063	16	7-05573	-	7-05705	-
	74	.325	.063	18	-	7-05574	-	-
	81	.325	.063	20	-	-	7-05709	-
	60	3/8	.050	16	-	-	-	7-05710
	66	3/8	.050	18	-	-	-	-
	66	3/8	.063	18	7-05577	-	7-05593	-
	72	3/8	.063	20	7-05578	-	7-05510	-
050, 051, 075, 076, 08S	66	3/8	.063	17	7-05577	-	7-05593	-
Pole Pruner HT60, HT75, HT100, HT130, HT101, HT131,	44	3/8LP	.043	12	-	-	-	7-05707
STIGA								
SE1.6, SE1.8, SP3400	66	.325	.058	16	-	-	7-05702	-
	72	.325	.058	18	7-05572	-	7-05703	-
SP460, SP510	44	3/8 LP	.050	12	-	-	-	7-05706
	52	3/8 LP	.050	14	-	7-05567	-	7-05586
	55	3/8 LP	.050	16	-	7-05570	-	7-05589
REDMAX / ZENOAH / KOMATSU								
GZ3500, G3700, G390, G400, GZ400, GZ4000, G410, G4100, G415, G4200, G450, G4500, GZ4500, G455, G500, G5000, G5200, G5300, G561, G46, G451, G621	66	.325	.058	16	-	-	7-05702	-
	72	.325	.058	18	7-05572	-	7-05703	-
	-	.325	.058	24	-	-	-	-
G621A, G51AV, G6200, GZ3500, GZ400, GZ4000, GZ4500, GZ7000	72	3/8	.058	20	7-05576	-	7-05592	-
G2000, G250, G2500, G300AVS, G300TS, G3000, G310, G2500, G3100, G3200, G3300, G3800, G380AVS, 400, 450, 4200, 4400, 4900, 5200, 3400, 361, 3700, 375	45	3/8 LP	.050	12	-	7-05566	-	7-05585
	52	3/8 LP	.050	14	-	7-05567	-	7-05586
	57	3/8 LP	.050	16	-	-	-	7-05621
	62	3/8 LP	.050	18	-	7-05625	-	7-05624



RIM SPROCKETS

PART NO.	TYPE	PITCH	TEETH
7-05103	Mini Spline	.325"	7 Teeth
7-05104	Small Spline	.325"	8 Teeth
7-05106	Small Spline	3/8"	7 Teeth
7-05108	Standard Spline	.325"	9 Teeth
7-05594	Standard Spline	3/8"	8 Teeth
7-05595	Standard Spline	.404"	7 Teeth
7-05596	Standard Spline	3/8"	7 Teeth
7-05597	Mini Spline	.325"	7 Teeth
7-05598	Small Spline	.325"	7 Teeth



RIM SPROCKET APPLICATION

O.E. MODELS	PRIMELINE RIM NO.	PRIMELINE SPUR NO.	CHAIN PITCH	NO. OF TEETH
ALPINA				
330, 380, 35, 40, 432, 438,482	7-05106	7-05610	3/8 LP	6
400,P402, P420, P422, P442, P450, P460, P462, P472, P482, P500, P510, P522	7-05598	—	.325	7
P680, 40, 41, 45	7-05106	—	3/8	7
DOLMAR				
112, 113, 114, 116, 117, 119, 120	7-05594	—	3/8	8
120 SUPER	7-05596	—	3/8	7
CA, 122, 122SL, 123, 133, 143, CA113	7-05594	—	3/8	8
	7-05595	—	.404	7
CC, SUPER CC, CX, 144CC, 116	7-05594	—	3/8	8
152, 153, 166, 163	7-05594	—	3/8	8
	7-05595	—	.404	7
6000, 6800	7-05596	—	3/8	7
	7-05595	—	.404	7
109, 110, 111, 115, PS43, PS52, PS540	7-05106	—	3/8 LP	6
	7-05598	7-05611	.325	7
	7-05104	7-05609	.325	8
	7-05106	—	3/8	7
ECHO				
CS270, CS280, CS280E, CS290, CS300, CS328, CS2800, CS2900	7-05106	—	3/8 LP	6
CS301	7-05106	—	3/8 LP	6

Parts That Work As Hard As You Do.

O.E. MODELS	PRIMELINE RIM NO.	PRIMELINE SPUR NO.	CHAIN PITCH	NO. OF TEETH
ECHO (Continued)				
CS302, CS315, CS330, CS351, CS360	7-05598	—	3/8 LP	6
	7-05598	—	.325	7
CS3600, CS3700, CS3900, CS400, CS4100, CS4200	7-05598	—	.325	7
CS440, CS4400, CS4510, CS4600	7-05106	—	3/8	7
CS450, CS451, CS451VL, CS452, CS550, CS500, FARMA, CS510, CS610, CS680	7-05106	—	3/8	7
	7-05598	—	.325	7
CS60, CS60S	7-05596	7-05608	3/8	7
CS602VL, CS702VL, CS750VL	7-05596	—	3/8	7
	7-05595	—	.404	7
CS6700, CS6701, CS6702, CS6703	7-05596	—	3/8	7
CS8000, CS8001, CS8002	7-05596	—	3/8	7
CS2600, CS2600ES, CS260T, CS2700, CS270,	7-05106	—	3/8 LP	6
CS600	7-05596	—	3/8	7
HOMELITE				
150AO, EZ-250AO, XL-101, VI-123, EZ, EZAO, SEZ-AO, *350, *350HG, *350SL * units with S clutch (SUITS 2 5/8" CLUTCH)	7-05596	—	3/8	7
330, 330, 360, 410, XL76, XL100, XL102, XL103, XL104, XL112, XL114, XL122, XL123, VI123, VI125, *350, *350HG, * units with 5/8" shaft	7-05596	—	3/8	7
EZ, 101, 150 AUTO, SUPER EZ, 240, 245, XL1, MINI EZ, SUPER EZ 200	7-05104	—	.325	8
	7-05106	—	3/8 LP	6
XL-12 before serial #1735838, XL-15, XL-400, XL-500, XL-600, C52	7-05596	—	3/8	7
	7-05595	—	.404	7
XL-12 after serial #1735838, SUPER XL, XLAO, XL400, XL500	7-05596	—	3/8	7
XL800, SLX925, SXL952, VI944, VI955, 450, 550, 923, 8800	7-05595	—	.404	7
600, 650, 750, C-72, ZIP, XP1000, XP1100, XP1020,	7-05596	—	3/8	7
C5, C7, C9, C51, C71, C91, EZ6, 700D, 707D, 770D, 755D	7-05595	—	.404	7
4100, D4150B, D4550B, 4500	7-05598	—	.325	7
20, 23, 25, 27, 3300, 3350, 3800, 3850, 3314, 3316	7-05106	—	3/8 LP	6
HUSQVARNA				
40, 45, 49	7-05598	—	.325	7
39, 44, 140, 235, 240P, 444	7-05598	—	.325	7
	7-05104	—	.325	8
61, 66, 162, 222, 266, 268, 272, Rancher 61	7-05596	—	3/8	7
	7-05594	—	3/8	8
65, 77, 160, 165, 180, 263, 260, 280, 380, 480	7-05595	—	.404	7
	7-05596	—	3/8	7
65, 77, 160, 165, 180, 263, 260, 280, 380, 480	7-05594	7-05599	3/8	8
	7-05595	—	.404	7

O.E. MODELS	PRIMELINE RIM NO.	PRIMELINE SPUR NO.	CHAIN PITCH	NO. OF TEETH
HUSQVARNA (Continued)				
181, 185, 281, 285, 288, 298, 1100, 2100, 2101, 394, 395, 395XP	7-05596	—	3/8	7
	7-05594	—	3/8	8
	7-05595	—	.404	7
162, 268, 272, 288	7-05596	—	3/8	7
42, 133, 234, 238, 242	7-05598	—	.325	7
42, 242 after serial #3441001, 246	7-05598	—	.325	7
254 after serial #3450001, 257 after serial #3140001	7-05598	—	.325	7
262 after serial #3450001	7-05104	—	.325	8
	7-05106	—	3/8	7
340, 345, 346XP, 350, 351, 353, (Small Spline)	7-05106	—	3/8	7
	7-05598	—	.325	7
355, 357XP, 359, 359EP, (Standard Spline)	7-05596	—	3/8	7
	7-05108	—	.325	9
50, 51, 154, 254, 262, 55, 257	7-05598	—	.325	7
	7-05104	—	.325	8
	7-05106	—	3/8	7
36, 41, 136, 137, 141, 142	7-05106	—	3/8 LP	6
362, 365, 371, 372XP, 385, 390, 395, 570, 575XP	7-05596	—	3/8	7
	7-05108	—	.325	7
445, 450, 455, 460	7-05596	—	3/8	7
JONSERED				
45, 49, 50, 51, 52, 451, 452, 521	7-05598	—	.325	7
	7-05104	—	.325	8
	7-05106	—	3/8	8
410, 420, 425, 435, 2041, 2045, 2050	7-05598	—	.325	7
	7-05104	—	.325	8
450, 455, 510, 520, 525, 535, 540, 2044, 2051, 2052, 2054, 2055	7-05104	—	.325	8
	7-05106	—	3/8	7
	7-05598	—	.325	7
75, 80, 81, 90, 751, 801, 910	7-05594	—	3/8	8
	7-05596	—	3/8	7
820, 830, 920, 930	7-05108	—	.325	7
	7-05594	—	3/8	8
	7-05595	—	.404	7
2063, 2065, 2165, 2071, 2171, 2186, 2188 * needs spacer	7-05596	—	3/8	7
	7-05108	—	.325	7
2083, 2077	7-05596	—	3/8	7
2094, 2095	7-05596	—	3/8	7

Parts That Work As Hard As You Do.

O.E. MODELS	PRIMELINE RIM NO.	PRIMELINE SPUR NO.	CHAIN PITCH	NO. OF TEETH
JONSERED (Continued)				
625, 630, 670,(After S/No)	7-05596	—	3/8	7
	7-05594	—	3/8	8
	7-05595	—	.404	7
490, 590	7-05598	—	.325	7
	7-05104	—	.325	8
	7-05106	—	3/8	7
2141, 2145, 2149, 2150, 2151, 2152, 2153, 2156, 2159, 2245,(small spline), 2250	7-05106	—	3/8	7
	7-05598	—	.325	7
CS2165, CS2171, CS2188, CS2186	7-05596	—	3/8	7
	7-05108	—	.325	7
2041, 2045, 2050	7-05598	—	.325	7
McCULLOCH				
D44, 1.70-1.76, 105, 125, 200, 250,300, 380, 440, 450, 550, 740, 790, 795, S797 CP125, SP125, CP125	7-05595	—	.404	7
DOUBLE EAGLE, 50, 57, TITAN 50, 57, 70	7-05104	—	.325	8
ProMac-55, PM-60, SP-60, CP-60, CP-70, 1-10, 2-10, MAC3-10, MAC4-10, MAC5-10, MAC6-10, MAC7-10, 10-10, 610, 650, PM750, PM655, PM700, PM800, 850, CP-80, SP-81, SP-81E	7-05596	—	3/8	7
	7-05595	—	.404	7
PM46, PM54, PM61, PM71, PM72	7-05108	—	.325	8
MAKITA				
DCS6000, DCS6800	7-05596	—	3/8	7
DCS430, DCS4300, DCS43, DCS520i, DCS5200i, DCS52	7-05106	—	3/8 LP	6
	7-05598	7-05611	.325	7
	7-05104	7-05609	.325	8
PARTNER				
R16, R17, R18, R19, R20, F65, P70, S50, R21, R22, R429, 421, S50, F55, S55, S65, R240, R420, R421, 417, 700, 350, 365, 405 , 351XT, P33XT, P4-18XT, P4-20XT, Formula 60	7-05596	—	3/8	7
	7-05595	—	.404	7
	7-05106	—	3/8 LP	6
	7-05598	—	.325	7
P500, P5000, 400, 48, 49	7-05598	—	.325	7
	7-05104	—	.325	8
	7-05106	—	.3/8	7
P400,P48, P499, P49, P500, P545, P5000, P5100	7-05596	—	3/8	7
PIONEER				
P-38, P-41, P-42, P-51, 68210, P-52, P-60, P-61, P-62, Farmsaw, 700,750,11-50,11-60,14-10, 14-20,1200,1750,1850,2270,S2400,3200	7-05596	—	3/8	7
POULAN & POULAN PRO				
25, 25DA, S25DA	7-05106	—	3/8 LP	6
	7-05598	—	.325	7

O.E. MODELS	PRIMELINE RIM NO.	PRIMELINE SPUR NO.	CHAIN PITCH	NO. OF TEETH
POULAN & POULAN PRO (Continued)				
285,305,330,335,336,2700, 2800, 3000, 3300,3350,3450,3500	7-05598	—	.325	7
360, 361, 400, 401, 450, 451, 375, 395, 3400,3700 3800, 4000	7-05596	—	3/8	7
	7-05596	—	3/8	7
	7-05595	—	.404	7
201, 202, 203, 204, 221, 222, 245A, 306A, 345, 4200, 4400, 4900, 5200, 5400	7-05596	—	3/8	7
	7-05595	—	.404	7
210, 221, 230, 260,1950, 2050, 2055, 2075, 2150,2155, 2175, 2250, 237, 524, 502, 550	7-05106	—	3/8 LP	6
	7-05106	—	3/8 LP	6
5500, 6000	7-05594	—	3/8	8
Super 6000	7-05594	—	3/8	8
	7-05595	—	.404	7
255, P600, 2275, 2500, 2600,2700, 2750, 2775, 2900, 3050, PP210, PP295	7-05106	—	3/8 LP	6
P600, WOODSHARK	7-05598	—	.325	7
REDMAX / KOMATSU / ZENOAH				
G561AVS, G620AVS, G621AVS, GT556	7-05598	—	.325	7
	7-05106	—	3/8	7
SHINDAIWA				
488, 575, 580, 680, 685, 695	7-05596	—	3/8	7
577	7-05596	—	3/8	7
757, EC7500, EC7600	7-05596	—	3/8	7
488, 400, 490	7-05598	—	.325	7
285, 300S, 360, 300, 357, 394	7-05106	—	3/8 LP	6
	7-05598	—	.325	7
	7-05106	—	3/8	7
446	7-05106	—	3/8	7
	7-05598	—	.325	7
SOLO				
647, 654, 616	7-05104	—	.325	8
639, 644, 645, 650, 651, 651SP	7-05106	—	3/8	7
	7-05598	—	.325	7
STIHL				
009, 009Q, 010, 010AVEQ, 010AVQ, 110AV, 011AVEQ	7-05106	—	3/8 LP	7
015, 015AV, 105EL	7-05106	—	3/8 LP	6
MS170, MS180, MS181, MS190, MS192 CE, MS210, MS211, MS211C, MS230 Duro, MS250	7-05106	—	3/8LP	7
	7-05598	—	.325	7
MS192T, MS200T, 020T, 200T, MS200	7-05103	—	3/8 LP	7
024, 026 (prior to X25809074)	7-05598	—	.325	7
	7-05106	—	3/8	7

Parts That Work As Hard As You Do.

O.E. MODELS	PRIMELINE RIM NO.	PRIMELINE SPUR NO.	CHAIN PITCH	NO. OF TEETH
STIHL (Continued)				
024, 026 (adjustable oiler), MS260, MS240	7-05598	—	.325	7
MS270, MS280, MS281	7-05106	—	3/8	7
028	7-05598	—	.325	7
034, 036, 029, 039, MS290, MS310, MS311, MS340, MS360, MS361, MS362, MS390, MS391	7-05106	—	3/8	7
	7-05598	—	.325	7
045AV, 045AVE, 045AVEQ, 056	7-05596	—	3/8	7
	7-05594	—	3/8	8
	7-05595	—	.404	7
030, 031, 032, 040, 041, FARM BOSS, MS310 (spacer provided)	7-05596	—	3/8	7
	7-05595	—	.404	7
050, 051, 075, 076	7-05596	—	3/8	7
	7-05594	—	3/8	8
	7-05595	—	.404	7
08, 08S, S10	7-05596	—	3/8	7
	7-05595	—	.404	7
070	7-05595	—	.404	7
090	7-05595	—	.404	7
	7-05596	—	3/8	7
044, 046, MS440, MS441, MS460	7-05596	—	3/8	7
	7-05108	—	.325	7
064, 066, MS660, MS650	7-05596	—	3/8	7
	7-05595	—	.404	7
084, 088, MS880	7-05595	—	.404	7
	7-05596	—	3/8	8

BAR & CHAIN ACCESSORIES

PART NO.	TYPE	TEETH
7-06621	Premium High Tack Bar & Chain Oil (1 Gallon)	Chainsaw lubricant to ensure adequate lubrication over a wide temperature range including sub-zero winter application (6 in a case)
7-06622	Premium High Tack Bar & Chain Oil (1 Quart)	Chainsaw lubricant to ensure adequate lubrication over a wide temperature range including sub-zero winter application (12 in a case)
7-06623	Bar & Chain Oil (1 Gallon)	Chainsaw lubricant to ensure adequate lubrication over a wide temperature range (6 in a case)
7-06624	Bar & Chain Oil (1 Quart)	Chainsaw lubricant to ensure adequate lubrication over a wide temperature range (12 in a case)
7-05712	5/32" Deluxe Pro Sharpening Kit	Contains: Flat file w/holder, round file w/holder and two handles
7-05713	3/16" Deluxe Pro Sharpening Kit	Contains: Flat file w/holder, round file w/holder and two handles

BELTS

PART NO.	O.E.	O.E. NO.	APPLICATION	TYPE	REPLACES	WIDTH	LGTH
7-078467	Exmark	633173, 1-633127	Engine to Deck	1	Fits: Lazer Z with 60" decks	5/8	146
7-078468	Husqvarna	532 19 61-03	Deck	1	Fits: GTH2654T, LGT2654 and YTH2454	5/8	147 1/2
7-078469	John Deere	M77988	Engine to Deck	5	Fits: 112L, 160, 165, 170, 175, 180, 185, 240, 245, 265, 285, 320, GT242, GT262, GT275, LX172, LX173, LX176, and LX178 with 44" and 48" decks	1/2	61
7-078332	MTD/Cub Cadet	754-0280, 754-0280A/954-0280/954-0280A	Engine to Variable Speed	1	Fits: 36", 38", 42", 46" and 50" tractors 400, 600, 800 series (except hydrostatic transmissions) and Montgomery Ward TM033917A (1986)	5/8	52 1/2
7-078333	MTD/Cub Cadet	754-0468, 954-0468	Drive	1	Fits: Auto drive step thru lawn and garden tractors, 1999 and newer	5/8	42
7-078334	MTD/Cub Cadet	754-0329A, 754-0433, 954-0329A	Deck	1	Fits: 800 series with 38" decks and Montgomery Ward TM033917A (1986)	5/8	69
7-078335	MTD/Cub Cadet	754-3055A, 954-3055A	PTO	1	Fits: Cub Cadet 2000 series with 38" and 42" decks	5/8	112 1/4
7-078336	MTD/Cub Cadet	754-3068, 954-3068	PTO	1	Fits: Cub Cadet 2000 series with 46" and 48" decks, 2500 series with 44" decks	5/8	110 1/2
7-078337	MTD/Cub Cadet	754-0281, 954-0281	Drive	1	Fits: 300-400 series with 38" decks, 1990 and older	5/8	43
7-078338	MTD/Cub Cadet	754-0350, 954-0350	Engine to Deck	1	Fits: 800 series with 46" decks	5/8	64
7-078339	MTD/Cub Cadet	754-0101A, 754-0101, 954-0101A	Auger Drive	1	Fits: 20" single stage snowthrowers, 1987 and newer, for 2 and 5 HP engines	1/2	35
7-078342	MTD/Cub Cadet	954-04062, 754-04062	Deck	1	Fits: Deck assembly "F" with 38" decks, 2005-2006	1/2	77 1/2
7-078343	MTD/Cub Cadet	954-0441, 754-0441	Drive	1	Fits: 600 series hydrostatic lawn tractors, 2000 and older, transmission pulley to engine pulley	1/2	76
7-078344	MTD/Cub Cadet	754-04043, 954-04043A	Drive	1	Fits: RZT42, RZT50, RZT50VT and RZT54 models	1/2	57 3/4
7-078345	MTD/Cub Cadet	754-3039, 954-3039	Drive	1	Fits: Cub Cadet 2000 Series with 46" deck & 2000 series with 48" Deck	1/2	103
7-078346	MTD/Cub Cadet	754-3073, 954-3073	Deck	1	Fits: 2000 series lawn tractors with 42" decks	1/2	62
7-078347	MTD/Cub Cadet	754-0446, 954-0446	Variable Speed to Transmission	1	Fits: 800 series 2-speed garden tractors (1997 and newer) (except auto drive step thru 1999), transmission pulley to engine pulley	5/8	45 1/2
7-078348	MTD/Cub Cadet	754-04033, 954-04033	Drive	1	Fits: Auto drive step through frames with 46" decks	1/2	118 1/4
7-078349	MTD/Cub Cadet (Set/2)	754-0430, 754-0430A, 954-0430B, 954-0430A	Auger Drive	3	Fits: Two stage snowthrowers, 1992-2002	3/8	35
7-078352	Murray	579932, 579932MA	Drive	2	Fits: Dual stage snowthrowers	3/8	33 1/4
7-078353	Murray	585416/585416MA	Auger Drive	2	Fits: Dual stage snowthrowers and Snow Blizzard	1/2	38 3/8
7-078354	Scag	48202A, 48202	Wheel	5	Fits: 36", 48", 52" and 61" walk behinds	1 1/8	52 1/4

Parts That Work As Hard As You Do.

BELTS CONTINUED

PART NO.	O.E.	O.E. NO.	APPLICATION	TYPE	REPLACES	WIDTH	LGTH
7-078355	Scag	48089	Deck	1	Fits: SW and SWZ mid size with 48" decks	5/8	89 1/4
7-078356	Sears/Roper/AYP	174368	PTO	1	Fits: Sears models 251160, 275010, 275011, 275020, 601900 and 601901	5/8	90
7-078357	Sears/Roper/AYP	130801, 138255, 160855	Drive	1	Fits: Models 2H4B3A, 2K4B3A, 2P4C3A, 602520, 602521, 7HB3A, 7K4B3A, BL12542A, CP12542A and CP12542B, 50" decks	1/2	95 1/2
7-078358	Sears/Roper/AYP	180808, 174369	Deck	1	Fits: Models DPRZZ0 and PR22 with 48" decks	5/8	89
7-078359	Sears/Roper/AYP	191273, 187283	Deck	1	Fits: Models GTH, PBGT and SPGT with 54" decks	5/8	142 1/2
7-078362	Sears/Roper/AYP	125907X, 105732X, 120302X, 193214	Drive	1	Fits: Model YT14, 38" decks, Sears model 917.254520	1/2	90 1/4
7-078363	Sears/Roper/AYP	139573	PTO	1	Fits: Models YGT, YPT, and PP with 46" and 50" decks, for 16, 20, 22 and 24 HP engines	1/2	83 1/2
7-078364	Sears/Roper/AYP	146527, 137078, 157769, TH3H320	Drive	2	Fits: Front wheel fear drive motors	3/8	32 1/2
7-078365	Sears/Roper/AYP	161597	Drive	1	Fits: Hydro 48" decks	1/2	82 1/4
7-078366	Sears/Roper/AYP	178138	Drive	1	Fits: Mowers with 42" decks	1/2	87 1/2
7-078367	Sears/Roper/AYP	137153, TH4H830	Drive	1	Fits: Model 8209B89 with 50" decks, for 16 HP engines	1/2	83 1/2
7-078368	STIHL	9490 000 7900A, 9490 000 7900	Drive	6	Fits: TS420 and TS500i Cutquik saws	7/16	32
7-078369	Toro / Wheelhorse	95-6151	Drive	6	Fits: Models CCR2400, CCR2450, CCR2500, CCR3000, CCR3600 and CCR3650 snowthrowers	1/2	34 3/8
7-078372	Troy-Bilt	9245, GW-9245	Drive	2	Fits: Four speed horse models	1/2	22 1/2
7-078373	Walker	8230	PTO	5	Fits: C and T models	1 1/5	41 1/4



BLADES

ARIENS

Part No.	Length	Center Hole	Outer Holes	Center to Center	Width	Thickness
7-044218	14 7/8	5/8"	—	—	2 1/4	.187
Fits: ZT42, Zoom 42						

Replaces: 4265400



Part No.	Length	Center Hole	Outer Holes	Center to Center	Width	Thickness
7-044219	17.35"	5/8"	—	—	2 1/4	.187
Fits: ZT50, Zoom 50						

Replaces: 03746500, 03971900



AYP

Part No.	Length	Center Hole	Outer Holes	Center to Center	Width	Thickness
7-03627	21	5 pt star	—	—	2 1/4	.150
21" blade. Two blades needed for 42" cut.						

Replaces: 138971, 138498, 127843



BOBCAT

Part No.	Length	Center Hole	Outer Holes	Center to Center	Width	Thickness
7-044206	18	5/8	—	—	2 1/2	.203
Low lift blade. Two blades for 36" cut, three for 54" cut.						

Replaces: 112111-02



CUB CADET

Part No.	Length	Center Hole	Outer Holes	Center to Center	Width	Thickness
7-044207	17	3/4"	—	—	3	.203
High lift blade. Fits: Tanks models, Enforcer 48, Recon 48, L48 Tank L, M48 Tank, RECON 48, Tank 48, Tank LZ-48, Tank SZ-48, Z-force Pro 48 and Z-Force S 48. Three blades for 48" cut.						

Replaces: 01005336, 02005017



DIXIE CHOPPER

Part No.	Length	Center Hole	Outer Holes	Center to Center	Width	Thickness
7-08564	20	5/8	—	—	2 1/4	.240
Razorback mulching blade.						

Replaces: 30227-56



Parts That Work As Hard As You Do.

DIXIE CHOPPER (CONT.)

Part No.	Length	Center Hole	Outer Holes	Center to Center	Width	Thickness
7-044231	20	5/8	—	—	2 1/4	.240
Three blades for 56" cut.						

Replaces: 30227-56H



Part No.	Length	Center Hole	Outer Holes	Center to Center	Width	Thickness
7-08565	23 5/16	5/8	—	—	2 1/4	.240
Mulching blade.						

Replaces: 30227-66



Part No.	Length	Center Hole	Outer Holes	Center to Center	Width	Thickness
7-044232	23 5/16	5/8	—	—	2 1/4	.240
Three blades for 66" cut.						

Replaces: 30227-66H



EXCEL/HUSTLER

Part No.	Length	Center Hole	Outer Holes	Center to Center	Width	Thickness
7-044208	18-1/2"	5/8"	—	—	2 1/2	.204
Fits: Z & Super Z 54 XR-7 side discharge. Three blades for 54" cut.						

Replaces: 797696



EXMARK

Part No.	Length	Center Hole	Outer Holes	Center to Center	Width	Thickness
7-044209	16-1/4"	15/16"	—	—	2 1/2	.203
Fits: Lazer Z models, Quest, Turf Tracer and Vantage, mulching blade. Three blades for 48" cut.						

Replaces: 103-6391, 103-6391-S



Part No.	Length	Center Hole	Outer Holes	Center to Center	Width	Thickness
7-044211	16-1/4"	15/16	—	—	2 1/2	.203
Fits: Metro, Turf Tracer And Vantage, serial #510,000 and higher. Notched air foil blade. Three blades for 48" cut. High lift blade.						

Replaces: 103-6401, 103-6401-S, 103-6381, 103-6381-S, 103-6386, 103-6386-S, 103-6391, 103-6391-S, 103-6396, 103-6396-S, 103-6401, 103-6401-S, 103-8251, 103-8251-S, 103-8296, 103-8296-S, 103-8370, 103-8370-S, 103-8390, 103-9614, 103-9614-S, 109-6460, 109-6460-S, 109-7588, 109-8370-S, 109-9390-S



Part No.	Length	Center Hole	Outer Holes	Center to Center	Width	Thickness
7-044212	18"	15/16"	—	—	2 1/2	.209
Fits: Lazer Z models, serial # 540,000 and higher with 52" decks. High lift blade. Three blades for 52" cut.						

Replaces: 103-6402, 103-6402-S



EXMARK (CONT.)

Part No.	Length	Center Hole	Outer Holes	Center to Center	Width	Thickness
7-044213	18"	15/16"	—	—	2 1/2	.203
Fits: Turf Tracer, serial # 540,000 and higher, Lazer Z serial #790,000 and higher, Vantage serial # 85,000 and higher. Mulching Blade. Two blades for 36" cut. Three blades for 52" cut.						

Replaces: 103-6392, 103-6392-S, 103-6382, 103-6382-S, 103-6397, 103-6397-S, 103-6402, 103-6402-S, 109-6873, 116-5175, 116-5175-S



Part No.	Length	Center Hole	Outer Holes	Center to Center	Width	Thickness
7-08560	20-1/2"	15/16"	—	—	3	.203
Commercial mulcher. Three blades for 60" cut.						

Replaces: 103-6398, 116-5174, 103-6383-S, 103-6383, 103-6393, 103-6393-S, 103-6398-S, 103-6403, 103-6403-S, 116-5174-S



Part No.	Length	Center Hole	Outer Holes	Center to Center	Width	Thickness
7-044214	20-1/2"	5/8"	—	—	3	.250
Fits: Lazer Z model. Notched high lift blade. Three blades for 60" cut.						

Replaces: 103-2530, 103-2530-S, 103-0301, 103-0301-S, 103-1580-S, 103-3231, 103-3232, 103-3232-S, 103-3233, 103-3233-S, 1-603283, 1-603874, 1-613112, 613072, 613112, 613250, 633483



Part No.	Length	Center Hole	Outer Holes	Center to Center	Width	Thickness
7-044215	20-1/2"	15/16"	—	—	2 1/2	.203
Fits: Lazer Z model, serial #540,000. Mulching Blade. Three blades for 60" cut.						

Replaces: 103-6393, 103-6393-S, 103-6383, 103-6383-S, 103-6398, 103-6403, 103-6403-S



Part No.	Length	Center Hole	Outer Holes	Center to Center	Width	Thickness
7-044221	22 1/4	15/16	—	—	2 1/2	.187
Fits: Quest Mowers. Two blades for 44" cut.						

Replaces: 116-1037-S, 116-1037



GRAVELY

Part No.	Length	Center Hole	Outer Holes	Center to Center	Width	Thickness
7-044222	20 1/2	5/8	—	—	2 1/2	.240
Three blades for 60" cut.						

Replaces: 9081200



HUSQVARNA

Part No.	Length	Center Hole	Outer Holes	Center to Center	Width	Thickness
7-08561	18	5 pt star	—	—	2 1/2	.204
Three blades for 54" cut.						

Replaces: 521 98 15-01



Parts That Work As Hard As You Do.

HUSQVARNA (CONT.)

Part No.	Length	Center Hole	Outer Holes	Center to Center	Width	Thickness
7-044233	19	5 pt star	—	—	2 1/4	.150
LH blade. Fits: 38" center rear discharge models CTH2038, CTH2238, CT151/131.						

Replaces: 532 42 79-84



Part No.	Length	Center Hole	Outer Holes	Center to Center	Width	Thickness
7-044234	19	5 pt star	—	—	2 1/4	.150
RH blade. Fits: 38" center rear discharge models CTH2038, CTH2238, CT151/131.						

Replaces: 532 42 79-85



Part No.	Length	Center Hole	Outer Holes	Center to Center	Width	Thickness
7-044235	19	5/8	—	—	2 1/2	.240
Hi-Lift Blade. Three blades for 54" cut. Fits: PZ Series, Zero Turn Riders.						

Replaces: 575 26 59-01



Part No.	Length	Center Hole	Outer Holes	Center to Center	Width	Thickness
7-044236	19	5/8	—	—	2 1/2	.240
Low-lift blade. Three blades for 54" cut. Fits: PZ Series, Zero Turn Riders.						

Replaces: 574 48 11-01



Part No.	Length	Center Hole	Outer Holes	Center to Center	Width	Thickness
7-08567	19	5/8	—	—	2 1/2	.240
Mulching blade. Three blades for 54" cut. Fits: PZ Series, Zero Turn Riders.						

Replaces: 525 52 59-01



JOHN DEERE

Part No.	Length	Center Hole	Outer Holes	Center to Center	Width	Thickness
7-08562	19	.800	—	—	2 1/2	.240
Three blades for 54" cut.						

Replaces: M143520, M144516



KUBOTA

Part No.	Length	Center Hole	Outer Holes	Center to Center	Width	Thickness
7-044223	16 1/2	.890	—	—	2 1/2	.250
Fits: Model H30T, Series Gr, ZG200, ZD200. Three blades for 48" cut.						

Replaces: K5576-34350



KUBOTA (CONT.)

Part No.	Length	Center Hole	Outer Holes	Center to Center	Width	Thickness
7-044224	18 5/8	.890	—	—	2 1/2	.250
Fits: Model H30T, Series ZG & ZD models, K446. Three blades for 54" cut.						

Replaces: K5619-34350



Part No.	Length	Center Hole	Outer Holes	Center to Center	Width	Thickness
7-044225	18 5/8	.890	—	—	2 1/2	.250
Fits: K424. Three blades for 54" cut.						

Replaces: K5351-34342, K5351-34340



Part No.	Length	Center Hole	Outer Holes	Center to Center	Width	Thickness
7-044226	18 5/8	.715	—	—	2 1/2	.250
Fits: Model H30T, Series 2G127, ZG23, GR2100/2110, BX-RCK54P models, K327. Three blades for 54" cut.						

Replaces: K5617-34330



Part No.	Length	Center Hole	Outer Holes	Center to Center	Width	Thickness
7-044227	20 1/2	.890	—	—	2 1/2	.250
Fits: K472, G2460 and BX Sub Compact Tractors. Three blades for 60" cut.						

Replaces: K5371-34340, K5371-99040



Part No.	Length	Center Hole	Outer Holes	Center to Center	Width	Thickness
7-044228	20 1/2	.715	—	—	2 1/2	.250
Fits: K132. Three blades for 60" cut.						

Replaces: K5112-71940, K5112-71920



MTD

Part No.	Length	Center Hole	Outer Holes	Center to Center	Width	Thickness
7-08568	18 1/2	H pattern	—	—	3	.204
Fits: Models 14AR808K131 and 14AZ814K401 (2003), 14AR814K401(2002). Mulching Blade. Three blades for 54" cut.						

Replaces: 742-0677, 742-0677A, 742-0677B, 9420677, 942-0677A, 942-0677B



MURRAY

Part No.	Length	Center Hole	Outer Holes	Center to Center	Width	Thickness
7-03626	21 5/8	13/32	13/32	1 7/8	2 1/4	.135
22" mulcher. 3-in-1 blade.						

Replaces: 7100851, 7100851A, 1101823



Parts That Work As Hard As You Do.

SCAG

Part No.	Length	Center Hole	Outer Holes	Center to Center	Width	Thickness
7-044216	16-1/2"	5/8"	—	—	2 1/2	.204

Two blades for 32" cut and three blades for 48" cut.

Replaces: 482461, 481706, 48110, A48110, A48184



Part No.	Length	Center Hole	Outer Holes	Center to Center	Width	Thickness
7-044217	18"	5/8"	—	—	2 1/2	.204

Std cut. Two blades for 36" cut and Three blades for 52" cut.

Replaces: 482462, 481707, 48108, 481711, 48185, A48108, A48185



SIMPLICITY

Part No.	Length	Center Hole	Outer Holes	Center to Center	Width	Thickness
7-03625	18 9/64	3/4	—	2 9/16	2	.203

Fits: Large frame tractors and Allis-Chalmers, models 14-16 GT and 1700 series. Three blades needed for a 50" cut.

Replaces: 1726453A, 1726357, 1708229, 1726453



TORO

Part No.	Length	Center Hole	Outer Holes	Center to Center	Width	Thickness
7-03624	24 3/4	1/2	—	—	2 1/2	.250

For: Toro Grounds Master 72" deck. Rear discharge, right hand cut.

Replaces: 52-0250



TIRES



PART NO.	SIZE	PLY	TYPE	TREAD	APPLICATION
7-08764	4.10/3.5-4	2-ply	Tubeless	Sawtooth	—
7-08765	9x3.50-4	4	Tubeless	Smooth	—
7-08773	8x3.00-4	4	Tubeless	Smooth	—
7-08774	11x400x5		Tubeless	Smooth	—
7-08775	13X5.00-6	4	Tubeless	Rib	—
7-08776	13x6.50-6	4	Tubeless	Rib	Fits: Grasshopper wheel assembly 603975
7-08777	15x6.00-6	4	Tubeless	Turf	—
7-08778	16x6.50-8	4	Tubeless	Turf	—
7-08779	16x7.50-8	4	Tubeless	Turf	—
7-08780	18x8.50-8	4	Tubeless	Turf	—
7-08781	20x10.00-8	4	Tubeless	Turf	Replaces: Grasshopper 482472
7-08782	23x10.50-12	4	Tubeless	Turf	—
7-08783	23x9.50-12	4	Tubeless	Turf	—
7-08784	24x12.00-12	4	Tubeless	Turf	—
7-08722A	18x8.50-8	4	Tubeless	Hole-in-One	Fits: Most golf carts. Fully assembled wheel & tire

**PRIME[®]
LINE**

Power Equipment Products

Parts That Work As Hard As You Do

PRIME[®] LINE

Powersports Service Parts



OVER 1,200+
ATV/UTV SERVICE
PRODUCTS INCLUDING:

DRIVE COMPONENTS

Wheel Bearing Kits • CV Boots • U-Joint Kits

ELECTRICAL & IGNITION

Ignition Coils • Starters • Solenoids

ENGINE & FUEL

Oil & Fuel Filters • Oil & Lubes • Fuel lines

STEERING & SUSPENSION

Ball Joint Kits • Swing Arm Bearing Kits

AND MUCH MORE!!!



Visit www.PrimelinePS.com for more info.



TYGON™ VINYL FUEL TUBING

***EPA and CARB Approved**

- **Compatible with higher ethanol blend gasoline up to 100%.**
- **Resistant to swelling, hardening & cracking.**
- **Offers excellent fitting retention & longer service life.**
- **Special formulation for all power equipment.**
- **Wide temperature range from -20°F to 165°F (-28.9°C to 73.9°C).**


Part No.	Length	Internal Dia.	External Dia.
7-08165	50'	.080"	.140"
7-08166	50'	3/16"	5/16"
7-08167	50'	1/4"	3/8"
7-08168	50'	1/8"	1/4"
7-08169	50'	3/32"	3/16"

PRIME[®] LINE

Power Equipment Products

1 Sierra Place
Litchfield, IL 62056-3029

Ph: 217-324-9400
Fax: 217-324-2461
Email: info@primelinepe.com
www.primelinepe.com

© Copyright 2014
Printed in the U.S.A. 

Part No. CATALOG-PNWPROD

