



Visualize Increased Sales

Adam Benson

Engineering Coordinator

Quest Integration





SOLIDWORKS
СОЛИДВОРКС





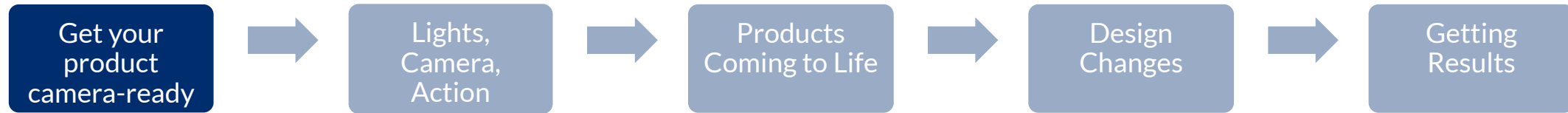
SOLIDWORKS

СОЛІДВОРКС

Product Visualization Roadmap



Product Visualization Roadmap



- Import models
- Prep models
- Adjust material/appearance
- Catalogue different options

①

Get your product
camera-ready

Product Visualization Roadmap



- Prep models
- Adjust material/appearance
- Catalogue different options

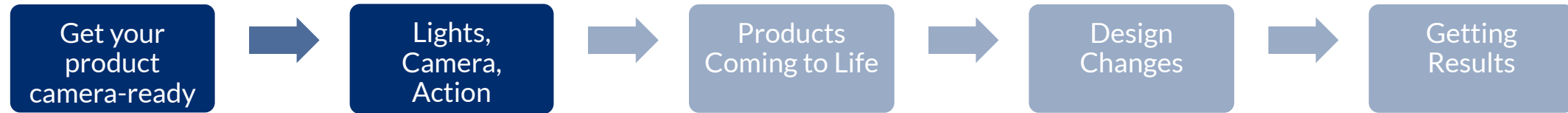
- Native import of SOLIDWORKS files
- Make quick changes to try various designs
- Experiment with different finishes easily







Product Visualization Roadmap



- Prep models
- Adjust material/appearance
- Catalogue different options
- Native import of SOLIDWORKS files
- Make quick changes to try various designs
- Experiment with different finishes easily

- Set your scene
- Adjust your camera
- Capture your vision

②

Lights, Camera, Action

Product Visualization Roadmap



- Prep models
- Adjust material/appearance
- Catalogue different options

- Native import of SOLIDWORKS files
- Make quick changes to try various designs
- Experiment with different finishes easily

- Set your scene
- Adjust your camera
- Capture your vision

- Multiple cameras
- Numerous options to focus customer attention
- Easily convey intended product persona



SOLIDWORKS

СОЛІДВОРКС







Product Visualization Roadmap



- Prep models
- Adjust material/appearance
- Catalogue different options

- Native import of SOLIDWORKS files
- Make quick changes to try various designs
- Experiment with different finishes easily

- Set your scene
- Adjust your camera
- Capture your vision

- Multiple cameras
- Numerous options to focus customer attention
- Easily convey intended product persona

- Setup part animations
- Setup camera animations

③

Products Coming to Life

Product Visualization Roadmap



- Prep models
- Adjust material/appearance
- Catalogue different options

- Native import of SOLIDWORKS files
- Make quick changes to try various designs
- Experiment with different finishes easily

- Set your scene
- Adjust your camera
- Capture your vision

- Multiple cameras
- Numerous options to focus customer attention
- Easily convey intended product persona

- Setup part animations
- Setup camera animations

- Bring your products to life
- Tell a deeper story about your products



Product Visualization Roadmap



- Prep models
- Adjust material/appearance
- Catalogue different options

- Native import of SOLIDWORKS files
- Make quick changes to try various designs
- Experiment with different finishes easily

- Set your scene
- Adjust your camera
- Capture your vision

- Multiple cameras
- Numerous options to focus customer attention
- Easily convey intended product persona

- Setup part animations
- Setup camera animations

- Bring your products to life
- Tell a deeper story about your products

- Handling a change to the design
- Update options

④

Interact with Designs

Product Visualization Roadmap



- Prep models
- Adjust material/appearance
- Catalogue different options

- Native import of SOLIDWORKS files
- Make quick changes to try various designs
- Experiment with different finishes easily

- Set your scene
- Adjust your camera
- Capture your vision


- Multiple cameras
- Numerous options to focus customer attention
- Easily convey intended product persona


- Setup part animations
- Setup camera animations

- Bring your products to life
- Tell a deeper story about your products

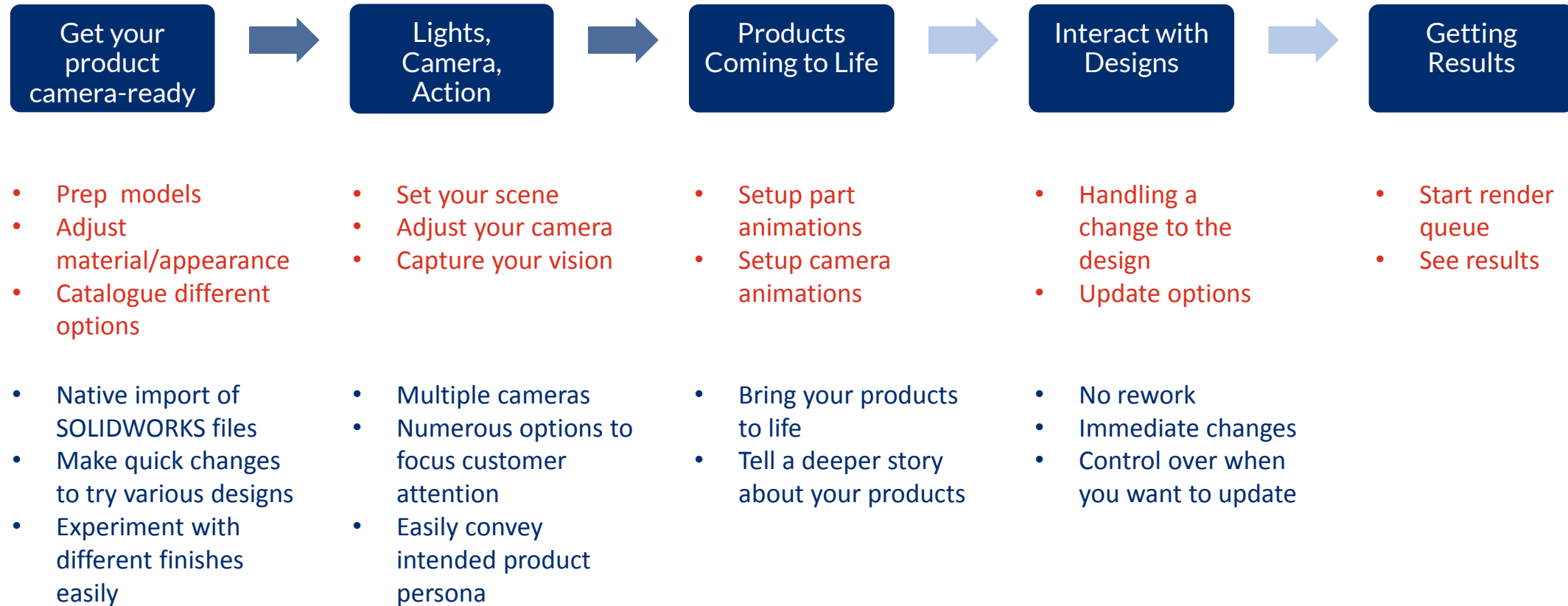
- Handling a change to the design
- Update options

- No rework
- Immediate changes
- Control over when you want to update





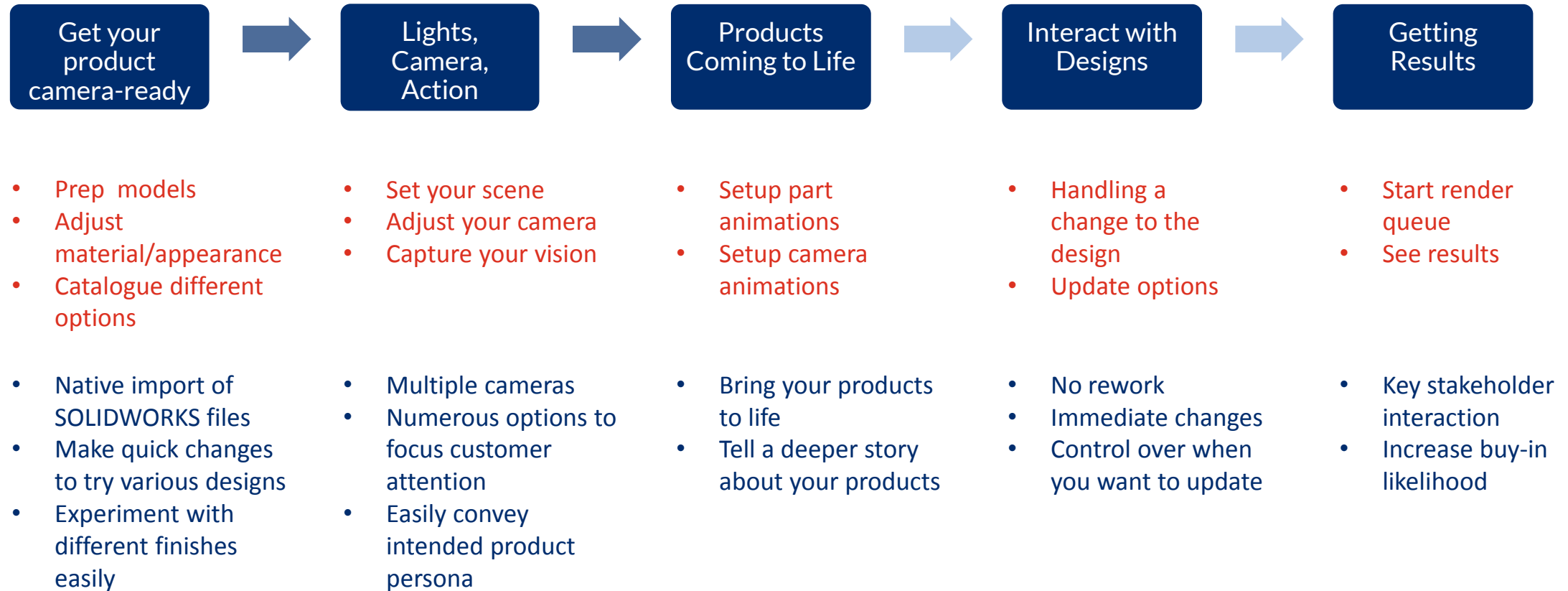
Product Visualization Roadmap



5

Getting Results

Product Visualization Roadmap







Thank You!

