



Windy City Woodturners

What's In This Issue

- [Message From Jason](#)
- [Basic WCW](#)
- [Events](#)
- [Appendix](#)



Volume 32
Issue 7
July 2020

Message From Our President



Contributor : Jason Clark

It's hard to believe that I've been a woodturner for the better part of 2 decades. The truth is that I don't know exactly how long I've been woodturning as I didn't keep track of exactly when I started. Had I known how much woodturning would be a part of my life I would have kept better track of when I actually started. I estimate I've been a woodturner for approximately 18, primarily based on the age of my oldest child.

My wife and I bought our first home in December of 2000. Specifically, we closed on our home on December 26th, 2000 and our first child was born almost exactly 9 months later, just a few short weeks after 9/11. I remember the morning of 9/11. The confusion, the uncertainty, and eventually, the hope. As we watched the events of that terrible day play out on television, I have to admit that there was always one nagging, personal, and selfish thought in my head. "Please don't let my first child be born on this terrible terrible day."

Message From Our President



Here we are nearly 19 years later. In the midst of another confusing and uncertain time. My child that was born in the shadow of 9/11 has now graduated high school in the midst of COVID-19. Some of the most significant rites of passage, namely a normal graduation and prom, were stolen from this year's seniors and those are once in a lifetime events that this year's graduating class will never be able to experience. I can't immediately think of another generation with such impactful events defining their births and their passage into adulthood (perhaps the end of World War 1 and the start of World War 2). Much the same way that previous generations have been named, the Baby Boomers, Gen-X, Gen-Y, and Millennials, I've heard it suggested that this generation be referred to as the Quaranteens.

I tried to convince him to do something normal the other day, another rite of passage for someone his age, registering to vote. But he refuses to leave the house, even with a mask as he's all too aware of the virus and he sees the number of cases increasing dramatically over the past couple of weeks; much the same way that in the weeks and month following 9/11 we feared additional attacks in new and different ways. Bombs in shoes on airplanes, the anthrax and ricin letters, and the dirty bombs.

Message From Our President



But, in the same way that life eventually returned to near-normal after 9/11 I have hope that life may someday return to near-normal after COVID-19; hope that we'll eventually be able to hold in-person meetings again and that we can return to some semblance of normal. In the meantime, we'll continue to do the best we can with the given circumstances. Maintaining social distance, protecting ourselves and each other by wearing masks, and continuing to meet virtually whenever possible. And perhaps eventually his generation too will be able to look back over the first 2 decades of their lives and see the good times that were had rather than, or perhaps in spite of, such inauspicious circumstances that defined both the beginning and the end of their childhoods.



July Meeting – Email To Follow

- ▶ Due to the timing and impact of the COVID-19 pandemic, it's been 3 full months since Windy City has had a meeting. I'm happy to announce that we'll be having a virtual meeting via Zoom on our regular meeting date and time, June 21 at 7PM.
- ▶ We recommend downloading and installing Zoom ahead of time (<https://zoom.us/download>) , it's available for Mac, Windows, IOS, and Android as well as Chrome and Firefox browser extensions.



June Meeting – Mark Dreyer

Pen Making – From Beginner To Pro in 60 Minutes

All skill levels are welcome – Everyone starts with making a traditional wooden pen. But it does not need to end there. The key to the process is challenging yourself to do something new and branch out.

Part 1:

Topics include the entire process from blank selection or creation, drilling, gluing, turning, finishing, and assembly. We will look at numerous finishing techniques and the challenges of each – from simple buffing to CA and many in between. Working with all the basic tools and jigs used in the process.

Part 2:

Now taking the wood pen to the next steps – coloring, bleaching and segmenting wood. We will discuss the different techniques to make your work stand out above the rest.

June Meeting



Mark Dreyer /
John Underhill



July Meeting – Kurt Wolff–Klammer

▶ **Finials**

- ▶ I am a high school math teacher and turning allows me to show off my creative side. I use my segmented work to show off different concepts in my math classes. I enjoy woodturning because you are able to create a finished tangible object. While in teaching I am passing on information and skills but progress is not always easy to see. While in woodturning it is easy to see change and progress. I enjoy making bowls, vases, pens, bottle stoppers, and ornaments. As a way to fund my woodturning hobby I have been selling at my church's Christmas Craft and Bake sale. I noticed at this sale my ornaments were the first thing to sell. This has led me into trying to make different types of ornaments. Some of my inspirations for these ornaments are from Cindy Drozda, Ashley Harwood, Dick Sing, Dale Nash, and Keith Tompinks. Another great resource is the American Woodturner Magazine and their article on finials published in February 2014.

July Meeting – Kurt Wolff–Klammer



August Meeting – Roberto Ferrer

- ▶ Cookies



September Meeting



- ▶ We will be trying something new for September
- ▶ We have reached out to Professional Turner and Demonstrator – Harvey Meyer
- ▶ To accommodate Harvey – we are considering opening this meeting up to our other Chicago based clubs
- ▶ There will be a small charge per Zoom session to cover costs
- ▶ This is a must see

September Meeting – Harvey Meyer

▶ Square Platter

- ▶ In this demo I'll turn a square platter. First, I'll ensure the blank is perfectly square and then I'll find the exact center. I'll mount the blank and concentrate on the back of the platter. I'll define a tenon and then shape the back of the platter making sure to have a pleasing convex profile. Then I'll turn it around, holding by the tenon, to turn the front side. I'll work from the corners toward the center, being careful to keep all 10 fingers on my hands. I'll strive to match the profile that I turned on the back. As I get near the center, I'll turn a small dome and then cut beads on the surface of the dome. When the front side is completed, I'll reverse once again to remove the tenon and complete the back.

September Meeting – Harvey Meyer



October Meeting – Al Miotke

- ▶ Finishes



November Meeting – Marie Anderson

- ▶ Small Piece



Note From Your Editor

- ▶ Just because there are no meetings, does not mean we don't want to see your work
- ▶ Now for the rest of you – there will be pen pictures.
- ▶ Thanks for the contributions – Marie Anderson



New WCWT Website

- ▶ Temp URL – <http://wcwt.dreyerhouse2.com/>
- ▶ We are looking at upgrading the website
- ▶ Your comments are welcome
- ▶ Still under construction – but up to date
- ▶ Contact: mg_dreyer@yahoo.com with comments



Newsletter Needs Your Help

- ▶ If you are involved in any demos, activities, or events that you would like to share with the group – please let me know
- ▶ We need
 - The activity / event
 - Location
 - Dates and time
 - Brief description
- ▶ Send this to mg_dreyer@yahoo.com and I promise I will get it in the next newsletter



Member Contributions



WCWT – The Basics

- ▶ Next Meeting: July 21, 2020 (Virtual – See Slide 5)
- ▶ Meetings are on the 3rd Tuesday of each month
- ▶ 7:00 PM - 9:30 PM
- ▶ ZOOM – Get the app
(<https://zoom.us/download>)
- ▶ ~~Lisle Park District Building~~
 - ~~1925 Ohio Street~~
 - ~~Multipurpose Room #4~~
- ▶ URL - WindyCityWoodturners.Weebly.com



Call For Demonstrators



- ▶ Want to help out?
- ▶ Tell the world (or at least the club) about your talent and adventures?
- ▶ Maybe just what you have learned recently?
- ▶ **WE NEED YOUR HELP – VOLUNTEER TO DEMO**
- ▶ Contact
 - Peter D’Attomo (zorro4122@yahoo.Com)

This Is Your Club – Please Help Out

Events You Should Know About



2020 WCWT Picnic

- ▶ Unfortunately due to the uncertainty with the pandemic, the board took a vote to cancel the picnic this year.



AAW 2020 – Louisville



▶ Date July 10 – 12, 2020

AAW will launch its first-ever three-day online “Virtual Symposium”.

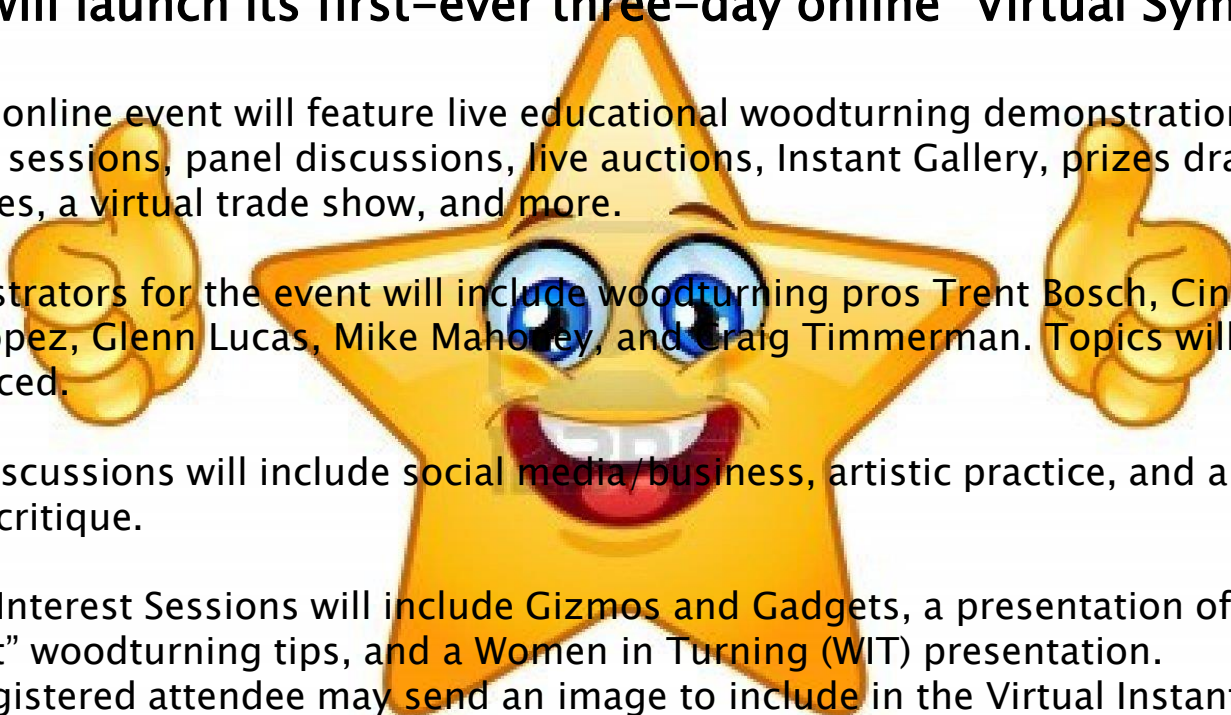
The all-online event will feature live educational woodturning demonstrations, special interest sessions, panel discussions, live auctions, Instant Gallery, prizes drawings for attendees, a virtual trade show, and more.

Demonstrators for the event will include woodturning pros Trent Bosch, Cindy Drozda, Rudy Lopez, Glenn Lucas, Mike Mahoney, and Craig Timmerman. Topics will be announced.

Panel discussions will include social media/business, artistic practice, and an Instant Gallery critique.

Special Interest Sessions will include Gizmos and Gadgets, a presentation of “best of the best” woodturning tips, and a Women in Turning (WIT) presentation.


Each registered attendee may send an image to include in the Virtual Instant Gallery. The cost for all three days of programming is \$20.20 (nonrefundable), which includes access to a replay of recorded Virtual Symposium content for up to two weeks following the event.




Windy City Turns Ornament

- ▶ Rockler Bolingbrook
 - ▶ Saturday October 24
 - ▶ 10am to 1pm

 - ▶ Several members will demonstrate some of our favorite ornaments from 10am to 1pm. More information to volunteers and guests will follow.

 - ▶ Contact: Don Johnston
- 

Windy City Once Upon a Christmas

- ▶ Blacksmith Shop - The Museum at Lisle Station Park
 - ▶ Saturday Dec. 5, 3pm to 8pm
 - ▶ Sunday Dec 6, 11am to 4pm
 - ▶ Could still take place. The Park District is holding off a decision to confirm or cancel until September 1. If necessary there will be plenty of time to circulate a sign-up list for two hour shifts on that Saturday and Sunday in December.
 - ▶ For the benefit of new members, Windy City members are the demonstrators on five old lathes in the Blacksmith Shop at The Museum at Lisle Station Park. The park is operated under the cooperation of the Village, the Park District, and the Lisle Heritage Association. It is located just north of the Village Hall in downtown Lisle.
 - ▶ Contact: Don Johnston
- 

Windy City - Lisle Heritage Society

Christmas Ornament


- ▶ Since 2015 Windy City has supported this annual ornament event. We have produced a Snowman Head with Top Hat, a Hot air Balloon, a Christmas Bell, and last year a Snow Woman. (2018 was a gas pump which wasn't turned, so our involvement was limited.) We typically distribute kits and 'Story Sticks' to lots of Windy City members to accumulate 150 'identical' turnings. The Woman's Guild of the Heritage Society decorates the ornaments.
- ▶ Discussions about the ornament for 2020 started before we saw the impact of Covid 19. We continued discussions not knowing whether the ornament would be for 2020, 2021, or combined 2020/2021. Since a significant number of ornaments are typically sold at Depot Days (which is now cancelled) we're beginning to favor 2020/2021.
- ▶ Under the circumstances we selected an ornament which didn't require the involvement of multiple Windy City members. The selected product includes both woodworking and woodturning which has been completed and handed over to the Woman's Guild. Of course it is a secret until completed and offered for sale. But rest assured it includes turning, and Windy City participation with no Covid 19 violations.

Windy City - Lisle Heritage Society Christmas Ornament

- ▶ Contact: Don Johnston



Appendix

- ▶ 2020 Board Of Directors
 - ▶ 2020 Committee Descriptions
 - ▶ Windy City YouTube Channel
 - ▶ AAW Trial Membership
- 

2020 WCWT – Officers

President - Jason Clark

jclark58@gmail.com

Vice-President - Peter D'Attomo

zorro4122@yahoo.com

Treasurer - Nick Page

nicklpage@sbcglobal.net

Secretary/Editor - Mark Dreyer

mg_dreyer@yahoo.com



WCWT 2020 Committee Volunteers

- ▶ **Photography - Dave Burke**

- ▶ Photograph club activities and events and make those photos available for the monthly presentation, club newsletter, email, website, and other forms of communication. Help maintain the club photo roster.



- ▶ **Webmaster - Rich Rohrback**

- ▶ Develop/maintain/update WCWT website and domain. Demonstrator schedule, photos, newsletter and other updates as required. If you have interest in this position please let us know.



- ▶ **Events- Don Johnston**

- ▶ Help coordinate and organize club events and activities including but not limited to Depot days, Once upon a Christmas, Rockler/Woodcraft events, ornament turning. Seek out opportunities for the club to further our mission to promote and educate the public about WCWT and woodturning in general.



WCWT 2020 Committee Volunteers

▶ **Raffle– Richard Nye**

- ▶ Source wood, tools, and woodturning related accessories from various sources including donations, discounts, and purchases to be used for the monthly raffle. Raffle tickets are sold at the beginning of each meeting and items are raffled off at the middle of the meeting. Proceeds from the raffle go back to the club to offset club expenses and to fund the raffle itself. Certain item(s) may require multiple months of selling tickets in order to cover the costs of the item(s) and provide adequate profit to the club. Receipts for items that have been purchased are expected to be provided to the treasurer whenever possible so that the purchases can be balanced against the raffle line item in the budget.



▶ **A/V – Bob Bergstrom/Mark Jundanian**

- ▶ Research and make recommendations on audio/video decisions and purchases based on the club needs, bearing in mind possible future uses including remote video purchases and the ability to record demonstrations. Setup and run audio and video equipment at club meetings and presentations. Projector, screen, cameras, audio, and software. Recommendations should account for capabilities now and in the future, budget, and storage limitations.



▶ **Library- Rich Hall-Reppen**

- ▶ Organize and maintain the club's stock of books, magazines, DVDs, and other materials. Maintain records of items that have been borrowed by club members. Source additional/replacement materials for the library within the budget assigned. Provide relevant article about available library material for monthly newsletter.



WCWT YouTube Channel



1:43:46

20 Years of Turning Pens

43K views • 3 years ago



1:13:53

**TURNING NATURAL EDGE
BOWLS CLEANLY**

21K views • 2 years ago



35:58

**Ideas with Inside Out
Turnings with Andy Kuby**

16K views • 7 months ago



1:00:46

**Turning a hollowed
Christmas ornament with...**

3.5K views • 1 year ago



1:08:24

Duel Bowl Gouge Cuts

3.5K views • 2 years ago



44:08

**Inside Out Ornaments with
Andy Kuby**

2.4K views • 1 month ago

WCWT YouTube Channel



57:18

Turning a inlay in a inlay in a inlay

2.2K views • 1 year ago



42:18

TURNING A BOX WORTH ITS "SALT"

1.9K views • 1 year ago



21:46

Easy Finish for Pens, Bottle Stoppers and Boxes

1.9K views • 1 year ago



42:00

Easy threading of boxes and lids

1.5K views • 1 year ago



1:34:34

Designing and Turning Plates and Platters

1.4K views • 2 years ago



47:16

Turning End Grain Lidded Boxes

1K views • 2 years ago

WCWT YouTube Channel



Dick Sing talks about his Sing Finishes

979 views • 3 years ago



Bowl turning 101 with Jason Clark

919 views • 11 months ago



WAYS OF MOUNTING WOOD BLANKS

784 views • 3 years ago



SPIRAL BOXES BY JASON Clark

733 views • 2 years ago



Different Cuts for Different Forks

693 views • 2 years ago



Turning a Turner's Star in Colored Resin

568 views • 4 weeks ago

WCWT YouTube Channel



Using a Vacuum Chuck

581 views • 1 year ago



3 Major Bowl Grinds for the Interior of bowls.

545 views • 5 months ago



Using Spindle Gouges on Bowls

538 views • 2 years ago



Texturing and Chattering Wood Surfaces

540 views • 1 year ago



Threading Resin on Boxes

512 views • 7 months ago



Secrets of Successful Texturing on Platters and...

471 views • 3 months ago

WCWT YouTube Channel



Beautiful Braclets from the lathe

459 views • 1 year ago



Pushing Iridescent Paint on Bowl Rims

395 views • 1 year ago



Lubricate the coring groove!

328 views • 1 year ago



CUTTING THE INTERIOR LOWER THIRD OF A BOWL...

319 views • 1 year ago



Eccentric Turning With Clint Stevens

313 views • 4 months ago



Analyzing the Skew

293 views • 3 years ago

WCWT YouTube Channel



34:09

Roses for a Pretty Lady

199 views • 1 month ago



1:12:16

Replicating Spindle Turnings

192 views • 2 years ago



44:03

ANDY KUBY DEMOS THREADING ON VESSELS

192 views • 1 year ago



28:48

Casting Resins with Greg Bonier

162 views • 5 months ago