




Wands & Witches

Version 0.6


by [@Great Chicken Studio](#)

Guide

by [@Manfegor](#)



Prologue	4
Interface	5
Courses	7
- <i>Defend Against the Dark Arts lesson</i>	<i>8</i>
- <i>Potions lesson</i>	<i>8</i>
- <i>Transfiguration lesson</i>	<i>8</i>
- <i>Charms lesson</i>	<i>8</i>
- <i>Fly lesson</i>	<i>9</i>
Everyday routine	9
Quests	9
1. Female route	9
I. <i>Purchases</i>	<i>9</i>
II. <i>Missing Harry</i>	<i>10</i>
III. <i>Pictures</i>	<i>10</i>
IV. <i>Help Astoria</i>	<i>10</i>
V. <i>Date??</i>	<i>10</i>
VI. <i>Pictures II</i>	<i>11</i>
VII. <i>Quidditch</i>	<i>11</i>
VIII. <i>Leaflets</i>	<i>11</i>
IX. <i>Leaflets II</i>	<i>11</i>
X. <i>A Date with Malfoy</i>	<i>11</i>
XI. <i>A Date with Malfoy II</i>	<i>12</i>
XII. <i>Rumors</i>	<i>12</i>
XIII. <i>A strange potion</i>	<i>12</i>
XIV. <i>Additional class</i>	<i>12</i>
XV. <i>A Book from the Restricted section</i>	<i>12</i>
XVI. <i>Crumple-Horned Snorkacks</i>	<i>13</i>
XVII. <i>Luna's waltz</i>	<i>13</i>
XVIII. <i>Metamorphosis</i>	<i>14</i>
XIX. <i>Blackmail</i>	<i>14</i>
XX. <i>Bracelet</i>	<i>14</i>
XXI. <i>Glasses</i>	<i>14</i>
XXII. <i>The fan</i>	<i>15</i>
XXIII. <i>Luna's waltz II</i>	<i>15</i>
XXIV. <i>Stranger in the park</i>	<i>15</i>
XXV. <i>Date with Hermione</i>	<i>15</i>
XXVI. <i>Meeting in Hogsmeade</i>	<i>16</i>
XXVII. <i>How to kiss Hermione?</i>	<i>16</i>
XXVIII. <i>To unsee Flitwick</i>	<i>16</i>
XXIX. <i>In Hogsmeade with Ginny</i>	<i>16</i>
XXX. <i>Luna and the panties</i>	<i>17</i>
XXXI. <i>Forbidden Forest</i>	<i>17</i>
2. Male route	17
I. <i>Purchases</i>	<i>17</i>
II. <i>Missing Harry</i>	<i>17</i>




III.	<i>Pictures</i>	18
IV.	<i>Help Astoria</i>	18
V.	<i>Date??</i>	18
VI.	<i>Pictures II.</i>	19
VII.	<i>Quidditch</i>	19
VIII.	<i>Leaflets</i>	19
IX.	<i>Leaflets II.</i>	19
X.	<i>A Date with Malfoy</i>	19
XI.	<i>A Date with Malfoy II.</i>	20
XII.	<i>Rumors</i>	20
XIII.	<i>A strange potion</i>	20
XIV.	<i>Additional class</i>	20
XV.	<i>A Book from the Restricted section</i>	20
XVI.	<i>Crumple-Horned Snorkacks</i>	21
XVII.	<i>Luna's waltz</i>	21
XVIII.	<i>Metamorphosis</i>	22
XIX.	<i>Blackmail</i>	22
XX.	<i>Bracelet</i>	22
XXI.	<i>Glasses</i>	22
XXII.	<i>The fan</i>	22
XXIII.	<i>Luna's waltz II.</i>	22
XXIV.	<i>Stranger in the park</i>	22
XXV.	<i>Date with Hermione</i>	23
XXVI.	<i>Meeting in Hogsmeade</i>	23
XXVII.	<i>How to kiss Hermione?</i>	23
XXVIII.	<i>To unsee Flitwick</i>	24
XXIX.	<i>In Hogsmeade with Ginny</i>	24
XXX.	<i>Luna and the panties</i>	24
XXXI.	<i>Forbidden Forest</i>	25

Events 25

1.	<i>Argus Filch event</i>	25
2.	<i>Quidditch training event</i>	25
3.	<i>Fight Minigame</i>	25
4.	<i>Mid-term exam</i>	26

Students 27

•	<i>Harry Potter</i>	28
•	<i>Hermione Granger</i>	30
•	<i>Ginny Weasley</i>	31
•	<i>Colin Creevey</i>	33
•	<i>Draco Malfoy</i>	34
•	<i>Astoria Greengrass</i>	36
•	<i>Rolf Scamander</i>	37
•	<i>Luna Lovegood</i>	38



Guide Introduction

This is the guide of the Wands and Witches game, created by [@Great Chicken Studio](#). You can find this game on [Patreon](#).

If you like the game, please consider to support the work.

This is not a step-by-step walkthrough, because this game's sandbox elements makes it impossible to do step-by-step walkthrough. I cannot tell you to talk with Harry Potter at the Great Hall if he absolutely not there. So I give you an overall guide, so I'll just tell you for example if you got some plus relationship in the quests, otherwise you need to go and talk with others to achieve the appropriate relationship level for the quests and such.

I suggest to play through the prologue. You should try both male and female route as some of the quests available just for males or females, and there are minor and major changes beside the quests too, like the person who comes to go with you to Diagon Alley and more.

As an agreement with the game developer the newest quests won't be written here, so there won't be huge spoilers and such, and everybody can find out the most interesting things by themselves! So for example the guide for v0.6 will contains the quest only for v0.52. But if you eternally lost and really can't find out what needed to be done, what's more you are on the edge to break your PC... well, you can always send me PM (link below) and I'll give you some hints.

Before we start, let's see the legends:

- normal text – obviously the guide
- *italic text* – just some side thoughts
- texts in [] – changing in stats
- **red text** – highlighting the relationship stats in quests
- **red and italic text** – important information
- **green text** – highlighting the player stats in quests
- **blue text** – highlighting the player skills in quests

Disclaimer! I do not take responsibility for any error or fault regarding this walkthrough. I try my best to cover everything in the game, but as I'm a human I might make mistakes. Every mistake will be corrected if anyone report it to me via [PM here](#).


As I'm not a native English speaker, sorry for any spelling/language mistake.

Prologue

First of all you need to name your character, or accept the default name. Beside that you need to choose 4 skills. The first one will get +2, the second will get +1, the third will get -2 and the last will get -1 points. Now you can go to Diagon Alley.

You need to buy some equipments, like owl, wand, clothes and books. In the clothes and book store you'll see an extra (*and very familiar*) people who you can speak with... well you choose whatever you want in those speaks, but be warned, that your choice will affect the Sorting Hat and the relationship with that student.

In every store you can buy an ordinary thing (5 gal.), and an expensive one (15 gal.). Of course you have only 30 gal. and you need to buy 4 thing (*quick math: $4 \times 5 = 20$; $4 \times 15 = 60$; $3 \times 5 + 15 = 30$*) so you don't have enough money to buy all the expensive stuff, you need to choose one... or not? Of course not, you can go back to Gringotts and ask for a 30 gal. loan! Yeah, you now have 60 gal. with which you can buy all the



expensive stuffs... Great work! (You need to pay back, in three month...) If you don't want the most expensive stuffs, you can deposit money to the bank too. This choice will also affect the Sorting Hat.

Now go buy anything you want, speak anyone you want, and after you bought all the four thing, you go to the Hogwarts...

On the Hogwarts Express you meet another familiar face. (*well not familiar for the player at first, but you know...*) During the talk with Ginny, when she talks about her brothers, you can choose again and then when she talks about the houses, you can choose again. These chooses will affect the Sorting Hat too. Then you must choose your later path. If you don't want any gay route just go with „Love between two guys? I don't even want to hear about this perversion.“, but if you think you could use some gay experience, you can go with „Well, that's their business.“

Then you must choose again your later path, if you don't want any lesbian route just go with „Hardly. Better they should just meet a nice guy!“, but if you think you could use some lesbian experience, you can go with „Who cares? The main thing is that they both feel good!“

Then you'll arrive at Hogwarts and the Sorting ceremony begins. So based on your choose in the prologue you can be sorted into different houses! Maybe the Sorting Hat can't decide, so you'll have to choose between some houses.


Based on which house you'll be sorted in, and based on your decisions in the prologue, you will start with certain relations with the other students and teachers. You can then improve your relationship, to be friends with them. Also if you want them to hate you, then you can make your relationship worse with them too. Check the [student section](#).

After you'll attend your first Charms class, where you won't really learn Charms, instead you'll learn the quite interesting side-effect of the usage of the magic... You'll need to control yourself, capiche?

Interface

Before you jump into the magic, let's see the controls:






You can go wherever you want (except if that room is closed). In each room you mostly control the events with buttons, which will be at the bottom left of the screen. There are the people who are in that very room, and who you can talk to. Try to talk everyone, so you can improve your relationship... or not... In the common room, there is (not always) a hourglass icon, with which you can skip some time and a sleep icon at night, with which you can... well... sleep. Next, there is an arrow icon, with which you can return to the map of Hogwarts:



This is how it usually looks like. Of course there will be times, when some of the rooms are closed, so you can't go there, etc-etc... The map is quite self-explanatory, but since this is a complete description and guide let's see from top to bottom, and left to right:

- Hogsmeade – At the weekends it will appear at the top left of the map. You can go there, talk with others and there will be quests which are connected to that place. Also quite nicely looking.
- Common room – Gryffindor, Slytherin, Hufflepuff or Ravenclaw room, depends on what the Sorting Hat decides. You can't go to other houses' common rooms just in very exceptional situations... so yeah, most of the time you'll see just your common room.
- Library – You can go there to learn for all the different classes. The better your skill is the better for you. Or not? Weeeell... We'll see.
- Corridor – Usually empty, but sometimes there will be some interesting events and characters.
- Bathroom – You need to use it, for... khmm... relief... and for bath of course, to make better impression for others.
- Great Hall – Go there, talk with people, whatever...
- Charms classroom – Use to learn Charms... who would have thought? [See in the Courses section](#).
- Potions lab – You could guess... Potions class... [See in the Courses section](#).
- DADA classroom – You'll know how to defend yourself against the very dark arts... of course just if you attend the class... [See in the Courses section](#).
- Transfigurations classroom – Yeah, attend this too... [See in the Courses section](#).
- Courtyard – Meet and talk with people, learn how to fly and events... [See in the Courses section](#).



- Park – You can meet people here, and you can bring people here during quests. You can just visit this place (you can go there from the courtyard).
- Owl's house – Visit your owl for god sake! He misses you.

Now some words about the info bar at the top of the screen. The first 4 things is the points of the houses. Yeah, you read that right, you can get points for your house by attending the classes and make good performance. Of course your house can lose points too. (Are you a Gryffindor student? Watch out for Snape!)

Next the „?“ icon, there you can read the mini FAQ that the developers wrote. That can help you as well.

Quests – There you can see the quests, but at first you can see just that you didn't receive that quest yet. There are quest with specific requirements, so if you are a male character, you won't be able to do the quests where there is a female requirement. The quests has other requirements too, so you need to be smart to find out... or just [read below](#)... Whatever.

Character – You see your Looks which is important in improving relationships, etc., your Arousal which you need to keep on low (or sometimes the high is recommended), otherwise you won't be able to learn and focus, and Restraint.

Relationship status:

- Hate – If $\text{relationship} \leq -10$
- Dislike – If $-10 < \text{relationship} < 0$
- Neutral – If relationship is 0
- Like – If $0 < \text{relationship} < 10$
- Friend – If $10 \leq \text{relationship} < 25$
- Best Friend – If $25 \leq \text{relationship} < 50$
- Max – If $\text{relationship} \geq 50$

You can see your skillpoints too, which are quite self-explanatory, you can see your stats too, and your relationships also, which will be important so keep an eye on them.

In your inventory you can see your collected objects. Well nothing much to do with them...


Then you can see your money, the part of the day (as I said there are room where you can't go at evening for example) and the current date too (where you can see how long you study in this magnificent school...).

Courses

There is a sandbox part in the game, so you won't be the one and only student in the whole Hogwarts who will be better, but everyone else also who will go and attend the classes. Also by attending the classes, you will be able to get some points for your house. Sound good, right? But that's not that easy. You can get points only if you are smarter and better than your fellow students. Now it sound not just good but very interesting too, right? So how this works:

In every class, you need to compete with one of the other students. If you beat them good (*not physically!!*), then you'll get 2 points for your house, if you beat them just by a little, you'll get 1 point, and if you lose, then you'll of course lose 2 points.

Beside the points, you can learn something in each class. But it depends on a few thing. Firstly and most importantly, if you are too aroused (>10), you won't be able to learn anything, so keep an eye on that. Other than that, you need some of your stats skills to be high enough for every class, and there is some random number too in this.



But not just you, your fellow students will be able to learn those skills, so they surely be better in those class over the time, so you need to learn too, if you don't want to lose points. They need the stat skills for each class too, and they also have that random number also.

Below I won't mention the random number everywhere, just the main stat skills that you or your fellow students need.

Let's see which needed for each class:

- Defend Against the Dark Arts lesson

- You and your opponent student will compete in DADA skill. As I wrote above, if you have high enough skill to win, then your house will get +2 points, if you are average, so you can't win with that much, your house will get +1 points, and if you lose by a lot, then your house will lose too, and in this case it will be -2 points.
- You and your classmates needs courage, agility and athletics. You have the advantage that you have a bonus plus for this number based on your wand quality, so if you listened to me, and bought the expensive wand, then you have this bonus. And if this number is higher than 30, you'll/they'll get +1 on your/their DADA skill.

- Potions lesson


- You and your opponent student will compete in Potions skill. As I wrote above, if you have high enough skill to win, then your house will get +2 points, if you are average, so you can't win with that much, your house will get +1 points, and if you lose by a lot, then your house will lose too, and in this case it will be -2 points.
- Your classmates needs agility and intelligence for their generated number. You need intelligence and coordination. And if this number is higher than 20, you'll/they'll get +1 on your/their Potions skill.

- Transfiguration lesson

- You and your opponent student will compete in Transfiguration skill. As I wrote above, if you have high enough skill to win, then your house will get +2 points, if you are average, so you can't win with that much, your house will get +1 points, and if you lose by a lot, then your house will lose too, and in this case it will be -2 points.
- Your classmates needs charisma and intelligence for their generated number. You need charisma and intelligence too. But you have the advantage that you have a bonus plus for this number based on your wand quality, so if you listened to me, and bought the expensive wand, then you have this bonus. And if this number is higher than 20, you'll/they'll get +1 on your/their Transfiguration skill.

- Charms lesson

- You and your opponent student will compete in Charms skill. As I wrote above, if you have high enough skill to win, then your house will get +2 points, if you are average, so you can't win with that much, your house will get +1 points, and if you lose by a lot, then your house will lose too, and in this case it will be -2 points.
- Your classmates needs coordination and intelligence for their generated number. You need coordination and intelligence too. But you have the advantage that you have a bonus plus for this number based on your wand quality, so if you listened to me, and bought the expensive wand, then you have this bonus. And if this number is higher than 20, you'll/they'll get +1 on your/their Charms skill.



- Fly lesson

- You and your opponent student will compete in Flying skill. As I wrote above, if you have high enough skill to win, then your house will get +2 points, if you are average, so you can't win with that much, your house will get +1 points, and if you lose by a lot, then your house will lose too, and in this case it will be -2 points.
- Your classmates need coordination, courage and athletics for their generated number. You need agility, athletics and courage. And if this number is higher than 30, you'll/they'll get +1 on your/their Flying skill.

Obviously, you can skip the second class in a given day, and do anything else you want to, but be warned, as you are in a school you should improve your skills, and you need to show your great performance in each skill. And what could be a better way to show it, than an exam! That's right, you have to take a mid-term exam in each subject. Of course you'll get some rewards if you pass the exams. Check the [Mid-term exam](#).

Everyday routine

- Every day you should start with a bath. Sometimes it's advised to bath during the day, as well as after some relief time...
- You should go to class, there should be just one classroom available in the morning each day, so go there (except at the weekends, when there aren't any classes).
- Before the class, expect some random events, and you should talk with someone (with only one student you can talk [except the event talks]), then talk to the teacher, and just attend the class. After the class, you can attend it again, speak with others or just go wherever you want. In the second class you can gain more skillpoints for the respective skill too. So about the classes:
 - The first time you attend a class, the teacher will tell about it, and just talk a big bunch of whatever... You should listen although, there could be interesting information.
 - The other time you have a chance to learn and get points (or lose points) for your house. For the details, look at the [Courses section](#).
- After the course, or courses you can go wherever you want, you can speak with others (classmates and not classmates also) if you can find them. You can go to your owl, or to the library for future learning, and also you can go hunt for events and quests up until night when you must go and sleep some.

Well, that's all you need to know about the basics, sooo... Off you go now! Learn and make your relationships better.


Quests

At some of the requirements you'll see for example „less than friends” or „more than best friends”. As you see above, each friendship level needs some points. The more than something means that you need a few more points after you reach that friendship level, so for example if you see „more than best friends”, then you need to get a few more points after 25 (which is the points for best friends). The „less than something” works in a similar way.

1. Female route

I. Purchases

1. Purchase owl, robe, wand and textbooks.
2. Exit the Leaky Cauldron.
3. To see what you need to do in this, go to the [Prologue section](#).



II. Missing Harry

1. Go to the Corridors at evening
2. Talk with Ginny [*Ginny Weasley +1*]
3. Go to the Library
4. Talk with Hermione Granger
5. Tell a lie [*Hermione Granger +1*] / Tell the truth [*Ginny Weasley +1*]
6. Go to the Potions lab
7. That is hard to believe... [*Harry Potter +1*]
 - a. You don't have expensive books or don't want to help yourself
 - i. Call Hermione!
 - ii. Go to the Library
 - iii. Talk to Hermione Granger
 - iv. Go to the Potions lab [*Hermione Granger +1*] [*Potions +1/0*]
 - v. Turn away, but peek in the mirror
 - vi. Depends on your house:
 1. Gryffindor: [*Severus Snape -1*] [*Gryffindor -10*]
 2. Slytherin: [*Severus Snape +1*] [*Harry Potter -1*] [*Hermione Granger -1*] [*Slytherin +10*]
 3. Ravenclaw: [*Severus Snape -1*] [*Ravenclaw -10*]
 4. Hufflepuff: [*Severus Snape -1*] [*Hufflepuff -10*]
 - a. You have expensive books
 - i. Try to figure out by yourself! *{If you just click through the texts you won't have a single clue what the hell happening, so...}*
 - ii. Search for unusual shaped green bottles on the screen and click on them. No matter which one you choose, the fourth choose will be the good one.
 - iii. Turn away, but peek in the mirror [*Harry Potter +3*]
8. Go to Gryffindor common room.

III. Pictures

As you are on the female route, you won't have access to this quest.

IV. Help Astoria

As you are on the female route, you won't have access to this quest.


V. Date??

Requirements: Be friends with Ginny; Talk with Ginny; lesbian path available

1. Go to the Gryffindor common room at evening
2. Talk with Ginny
3. Make a compliment
4. Kiss her [*Sexperience +1*]
5. Deep kiss [*Sexperience +1*] [*Ginny Weasley +2*] / Cop a feel [*Sexperience +2*] [*Ginny Weasley +1*]

Requirements: Be best friends with Ginny

6. Talk with Ginny
7. Go to the Corridors at evening [*Sexperience +1*] (*you need to repeat, get more sexperience*)
8. Caress her breasts [*Sexperience +1*]
9. Help Ginny to dress [*Ginny Weasley +3*]



VI. Pictures II.

Requirements: Be friends with Colin; in Bathroom; Astoria need to be in Bathroom

1. Hail Colin [*Colin Creevey -1*] [*Astoria Greengrass +6*]
2. Pose for Colin [*Sexperience +1*]
 - a. Talk with Colin [*Colin Creevey +3*]
3. Step aside [*Colin Creevey +3*]

VII. Quidditch

Requirements: Flying ≥ 10

1. Talk with Madam Hooch at flying class
2. At 1st of October go to Fly class
3. At the evening go to the courtyard
4. From now you can train with the quidditch team

VIII. Leaflets

Requirements: Be friends with Hermione; in Library

1. Give leaflets to at least 6 people from the list below:
 - a. Harry Potter
 - b. Ginny Weasley
 - c. Colin Creevey
 - d. Astoria Greengrass
 - e. Draco Malfoy [*Draco Malfoy -1*]
 - f. Luna Lovegood
 - g. Rolf Scamander
 - h. Nymphadora Tonks
 - i. Severus Snape
2. Talk to Hermione [*Hermione Granger +3*]

IX. Leaflets II.


Requirements: Be friends with Draco

1. Talk with Draco
2. Sure
3. Go to the Library
 - a. Lie to Hermione – Skill check needed
 - i. If passed quest finish [*Stealth +1*] [*Hermione Granger -3*]
 - ii. If fail [*Stealth +1*] [*Hermione Granger -1*]
 - b. Warn Hermione – [*Hermione Granger +3*] [*Draco Malfoy -2*]
 - c. Arrange a commotion in the corridor
 - i. Use the Duro spell – Transfiguration ≥ 5 needed [*Hermione Granger -1*], [*Your house -10*]
 - ii. Use the Wingardium Leviosa spell – Charms ≥ 5 needed [*Hermione Granger -1*]
 - iii. Attract attention by shouting – [*Hermione Granger -1*], [*Your house -10*]

X. A Date with Malfoy

Requirements: Be best friends with Draco; In quest IX. Draco can burn the leaflets

1. Talk with Draco
2. With pleasure! [*Sexperience +1*] [*Draco Malfoy +3*]



XI. A Date with Malfoy II.

As you are on the female route, you won't have access to this quest.

XII. Rumors

Requirements: Be friends with Rolf

1. You have to talk with one of the following people
 - a. Harry Potter (min. neutral relationship with Harry)
 - b. Ginny Weasley (min. neutral relationship with Ginny)
 - c. Colin Creevey (min. neutral relationship with Colin)
 - d. Draco Malfoy (min. friend relationship with Draco)
2. Go to the Corridors at night
3. Click on the broom icon (*maybe you won't find anything, need to try again*)
4. Enjoy the monster [*Rolf Scamander +1*]
5. Promise to remain silent [*Rolf Scamander +2*]

XIII. A strange potion

Requirements: Be more than friends with Ginny OR Be almost friends with Draco; in Potions lab

1. {Ginny >0 needed} Ask if everything is all right
 - a. Find Ginny and talk to her [*Ginny Weasley +3*]
2. {Draco >8 needed} What an interesting potion!
 - a. [*Ginny Weasley -3*]
 - b. {A Date with Malfoy quest}
 - i. {If done} [*Draco Malfoy +2*]
 - ii. {If not done} [*Draco Malfoy +3*]
3. {Ginny <10 needed} Pretend not to notice anything
 - a. [*Ginny Weasley -1*]

XIV. Additional class


Requirements: Charms skill <=5; In October; In Charms class

1. Agree
2. Go to the Library on Tuesday and Thursday evening
3. I'm not sure
4. Repeat the movements correctly
5. Aim the spell
 - a. On Hermione's skirt [*Hermione Granger -2*]
 - b. On leaf [*Charms +1*]
6. [*Hermione Granger +1*]
7. {You can do this while Charms skill <9}

XV. A Book from the Restricted section

Requirements: Be friends with Astoria; in Library; Astoria in Library

1. Help to Astoria
2. You need to get the book. Maybe you should...
 - a. Talk to McGonagall – She will give you the permission only if your transfiguration skill >= 10
 - b. Talk to Snape
 - i. Lie – Skill check needed
 1. If passed then you'll get the permission
 2. If failed then [*Your house -5*]
 - ii. Truth – You'll get the permission



- c. Talk to Tonks
 - i. Lie – Skill check needed
 1. If passed you'll get the permission
 2. If failed you won't get
 - ii. Truth
 1. If player's DADA skill ≥ 10 you'll get the permission
 2. If fail you won't get it
 - d. Talk to Harry (*if you are friend with Harry*)
 - i. Ask about the restricted section of the library
 - ii. Go to the library at evening
3. Give the book to Astoria
 4. Discuss the book

XVI. Crumple-Horned Snorkacks

Requirements: Be friends with Luna

1. Talk with Luna
2. Go to the Library and read the Quibbler
3. Talk with Luna about the Quibbler
4. Talk with Luna again about the Quibbler
5. Talk with Luna again about the Quibbler

Requirements: Be almost best friends with Luna


6. Talk with Luna
7. Discuss the Crumple-Horned Snorkacks
8. Go to the Library
9. Search for mentions of Crumple-Horned Snorkacks
10. Ask about the Crumple-Horned Snorkacks from at least 6 people listed below:
 - a. Herry Potter
 - b. Hermioe Granger
 - c. Ginny Weasley
 - d. Artoria Greengrass
 - e. Draco Malfoy
 - f. Rolf Scamander
 - g. Colin Creevey
 - h. Nymphadora Tonks
 - i. Severus Snape
11. Talk with Luna
12. Tell Luna that you haven't found any mentions about Crumple-Horned Snorkacks
[Luna Lovegood +2]

XVII. Luna's waltz

Requirements: Finish the quest XVI.

Advised: Be best friends with Luna

1. Talk with Luna
2. Go to the Corridors at Saturday evening
3. Eat a piece of mushroom...
 - a. [Severus Snape +3], [Your house -10] except [Slytherin +10] (if Luna ≥ 25)
 - b. [Your house -10] (if Luna < 25)
4. Talk to Luna [Luna Lovegood +3]



XVIII. Metamorphosis

Requirements: in Bathroom; Tonks in Bathroom

1. Talk with Tonks about metamorphosis

XIX. Blackmail

Requirements: Colin must have your nude pictures OR Be hate with Colin

1. Talk with Colin [*Colin Creevey -3*]
2. Go to the courtyard in the evening, talk with Colin
 - a. Tell Colin to go to hell (*if you have courage >11*) [*Colin Creevey -10*]
 - b. Try to negotiate
 - i. Give him money (*if you have gal. >25*)
 - ii. This is too much!
 1. Tell Colin to go to hell (*if you have courage >10*) [*Colin Creevey -10*]
 2. Agree
 - a. Tell Colin to go to hell (*if you have courage >10*) [*Colin Creevey -10*]
 - b. Allow Colin to continue
3. Go to the courtyard next evening (*if you didn't send Colin to hell*), and talk with him
 - a. Tell Colin to go to hell (*if you have courage >10*) [*Colin Creevey -10*]
 - b. Agree to Colin's offer
4. Go to the courtyard next evening (*if you didn't send Colin to hell*), and talk with him
 - a. Tell Colin to go to hell (*if you have courage >9*) [*Colin Creevey -10*]
 - b. Agree to Colin's offer

XX. Bracelet

Requirements: Have Draco's bracelet; Be less than friends with Draco


Advised: Agily >10; Charms >5

1. Talk with Draco
2. Meet him at the courtyard in the evening
 - a. Do as he said (*if you said Draco, that you want to be more than friends in quest X.*)
 - b. Refuse
3. Next evening
 - a. Be Draco's toy (*if you said you want to be more than friends in quest X.*)
 - b. Try to reach the magic wand (*if you said you want to be just friends in quest X.*)
 - i. Success (*with high enough agility and charms*)
 - ii. Call for help (*random people comes for help*)
 1. [*Severus Snape +5*], [*-10 points from your house*]
 2. [*Colin Creevey +5*] (*he will make pics*)
 3. [*Astoria Greengrass +5*]

XXI. Glasses

Requirements: Finished quest V.; Be more than best friends with Ginny

1. Talk with Ginny
2. Meet with Ginny in the corridor in the evening
 - a. Wear glasses [*Ginny Weasley +3*]
 - b. Don't wear glasses [*Ginny Weasley -3*]
 - c. [*Sexperience +1*]



XXII. The fan

Requirements: Fly skill >12

1. Go to your owl, you'll get a letter, so read it.
2. Go to the park at Sunday evening.
 - a. Such relations are unacceptable on a first date
 - b. Say that you are not against closer acquaintance (if arouse >5)
3. You can stop any time you want, but if you go through, you get [*Sexperience +3*]

XXIII. Luna's waltz II.

Requirements: Finish quest XVII.; Be more than best friends with Luna

1. Talk with Luna
2. Go to the park on Saturday evening, talk with Luna
3. Hug Luna [*Luna Lovegood +3*]
 - a. Call Luna
 - b. Watch as she dances

XXIV. Stranger in the park

Requirements: Go to the park after 28th of september.

1. Go to the park and see who is there.
2. Go to the library and talk with Irma.

Requirements: Arousal >= 6


3. Go back to the park at evening. [*Sexperience +2*]

XXV. Date with Hermione

Requirements: Finish quest VIII.; Don't start quest IX OR Refuse it OR Finish it with Draco didn't burn the leaflets; Be best friends with Hermione

Advised: High Look value; Galleon >6; Intelligence >10; Transfiguration >10

1. Talk with Hermione
2. Meet with her in the corridors on Saturday morning (If high look [*Date points +1*])
 - a. Hermione's story
 - i. It's familiar to me (If intelligence >10) [*Hermione Granger +2*] [*Date points +1*]
 - ii. Well, it happens
 - b. Fountain
 - i. Do not throw a galleon
 - ii. Throw a galleon into the fountain (If Galleon >=1) [*Galleon -1*] [*Hermione Granger +1*] [*Date points +1*]
 - c. Activity
 - i. Let's just walk around!
 - ii. Let's go to the pub (If Galleon >=2) [*Galleon -2*]
 1. Order a meal (If Galleon >=2)
 2. Order a romantic dinner (If Galleon >=5) [*Galleon -5*] [*Date points +1*]
 1. Vase repair success (If Transfiguration >10) [*Hermione Granger +1*] [*Date points +1*]
 2. Vase repair failed (If Transfiguration <10)
 - d. After dinner
 - i. Successful date (If Date points >3) [*Hermione Granger +2*]
 - ii. Not successful date (If Date points <=3)



XXVI. Meeting in Hogsmeade

Requirements: Finish quest XXV.

Advised: Galleon >2

1. Meet with Hermione and her friends in Hogsmeade at Saturday morning
 - a. You'll have different conversation based on your freindship level with Harry, and Harry's friendship level with Hermione compared to your friendship level with Hermione
2. Go to the Cafe
 - a. Pay for it (If Galleon >2) [Galleon -2]
 - b. Don't pay (If Galleon <2) [Hermione Granger -2]

XXVII. How to kiss Hermione?

Requirements: Finish quest XXVI.; In Potion class; Potions >15

1. Snape will give you some work
2. Try to create the potion
 - a. Fail (If female OR male with gay path [Severus Snape +2])
3. From the next potion class try to finish the potion
 - a. Success (If Potions >15)
 - b. Fail (If Potions <15)

XXVIII. To unsee Flitwick


As you are on the female route, you won't have access to this quest.

XXIX. In Hogsmeade with Ginny

Requirements: Finish quest XXI.;

Advised: High Look value; Galleon >8; Fly >10

1. Talk with Ginny
2. Meet with her in the corridors on Saturday morning (If high look [Date points +1])
 - a. Ginny's question
 - i. No one else can fight the kind of evil that Harry fights [Date points +1]
 - ii. Of course, I think you canm do it
 - b. Cafe time (If Galleon>3)
 - i. Maybe another time
 - ii. Don't worry, I'll pay [Galleon -3]
 - c. Cafe - dream
 - i. I dream of peace everywhere on Earth... [Date points -1]
 - ii. I don't know... becoming captain of the Quidditch team? (If fly >10) [Date points +1]
 - iii. Right now, I'm dreaming about getting under your skirt
 - d. Cafe - Love
 - i. I dont know if I... [Date points -1]
 - ii. Let me think...
 - iii. It doesn't matter to me... [Date points +1]
 - e. Cafe - Ginny loveable?
 - i. In my experience...
 - ii. First you need to... [Date points +1]
 - f. After cafe
 - i. Successful date (If Date points >=4)
 1. Ok (If Galleon >=5) [Galleon -5]
 1. {Not had sex} [Sexperience +3]
 2. {Had sex} [Sexperience +1]



2. Too expensive (If Galleon <5)
- ii. Not successful date (If Date Points <4)

XXX. Luna and the panties

Requirements: Finish quest XXIII.; On Monday; Be almost best friends with Harry

Advised: Stealth >3; Courage >10

1. Talk with Luna
2. Talk with Marquis at the corridors at night
3. Go to the Potions class at midday
4. Go to Snape's room
 - a. Back to class
 - b. Sneak into the office (If Stealth >3) [Stealth +1]
 - i. [Gryffindor -20] (If player is Gryffindor)
 - ii. [Slytherin +5] (If player is Slytherin)
 - iii. [Ravenclaw -20] (If player is Ravenclaw)
 - iv. [Hufflepuff -20] (If player is Hufflepuff)
 - c. Wait for Professor Snape... (If Courage >10) [Courage +1]
 - i. [Gryffindor -10] (If player is Gryffindor)
 - ii. [Slytherin +5] (If player is Slytherin)
 - iii. [Ravenclaw -10] (If player is Ravenclaw)
 - iv. [Hufflepuff -10] (If player is Hufflepuff)
5. Talk with Hermione, Ginny, Astoria, Colin, Harry, Draco, Lune to find out if somebody knows something
6. After you found out who placed the panties into Snape's office, talk with Snape
 - a. Do not tell...
 - i. [Gryffindor -10] (If player is Gryffindor)
 - ii. [Slytherin +5] (If player is Slytherin)
 - iii. [Ravenclaw -10] (If player is Ravenclaw)
 - iv. [Hufflepuff -10] (If player is Hufflepuff)
 - v.
 - b. Tell about Ron (If player is NOT Gryffindor)
 - i. [Slytherin +20] (If player is Slytherin)
 - ii. [Ravenclaw +10] (If player is Ravenclaw)
 - iii. [Hufflepuff +10] (If player is Hufflepuff)
7. Talk with Ginny, Luna, Hermione and Astoria to return the panties [Ginny Weasley +1] [Luna Lovegood +2] [Hermione Granger +1] [Astoria Greengrass +1]

XXXI. Forbidden Forest

As you are on the female route, you won't have access to this quest.


2. Male route

I. Purchases

1. Purchase owl, robe, wand and textbooks.
2. Exit the Leaky Cauldron.
3. To see what you need to do in this, go to the [Prologue section](#).

II. Missing Harry

1. Go to the Corridors
2. Talk with Ginny [Ginny Weasley +1]
3. Go to the Library
4. Talk with Hermione Granger



5. Tell a lie [*Hermione Granger +1*] / Tell the truth [*Ginny Weasley +1*]
6. Go to the Potions lab
7. That is hard to believe... [*Harry Potter +1*]
 - b. You don't have expensive books or don't want to help yourself
 - vii. Call Hermione!
 - viii. Go to the Library
 - ix. Talk to Hermione Granger
 - x. Go to the Potions lab [*Hermione Granger +1*] [*Potions +1/0*]
 - xi. Turn away, but peek in the mirror
 - xii. Depends on your house:
 5. Gryffindor: [*Severus Snape -1*] [*Gryffindor -10*]
 6. Slytherin: [*Severus Snape +1*] [*Harry Potter -1*] [*Hermione Granger -1*] [*Slytherin +10*]
 7. Ravenclaw: [*Severus Snape -1*] [*Ravenclaw -10*]
 8. Hufflepuff: [*Severus Snape -1*] [*Hufflepuff -10*]
 - a. You have expensive books
 - iv. Try to figure out by yourself! {*If you just click through the texts you won't have a single clue what the hell happening, so...*}
 - v. Search for unusual shaped green bottles on the screen and click on them. No matter which one you choose, the fourth choose will be the good one.
 - vi. Turn away, but peek in the mirror [*Harry Potter +3*]
8. Go to Gryffindor common room.

III. Pictures

Requirements: Be friends with Colin; Talk Colin

1. You need to choose
 - a. Guard
 - i. I won't leave you alone here! [*Hermione Granger -2*] [*Your house -20*] [*Colin Creevey +5*]
 - ii. I'll save the priceless photographs! Agility check
 1. If success [*Hermione Granger -2*] [*Colin Creevey +5*]
 2. If fail [*Hermione Granger -4*] [*Your house -20*] [*Colin Creevey +5*]
 - b. Warn Astoria [*Colin Creevey -3*] [*Astoria Greengrass +6*]

IV. Help Astoria

Requirements: Warn Astoria in quest III.


V. Date??

Requirements: Be friends with Ginny; Talk Ginny

1. Go to the Gryffindor common room at evening
2. Talk with Ginny
3. Make a compliment
4. Kiss her [*Sexperience +1*]
5. Deep kiss [*Sexperience +1*] [*Ginny Weasley +2*] / Cop a feel [*Sexperience +2*] [*Ginny Weasley +1*]

Requirements: Be best friends with Ginny

6. Talk with Ginny



7. Go to the Corridors at evening [*Sexperience +1*] (you need to repeat, get more sexperience)
8. Caress her breasts [*Sexperience +1*]
9. Help Ginny to dress [*Ginny Weasley +3*]

VI. Pictures II.

As you are on the male route, you won't have access to this quest.

VII. Quidditch

Requirements: Flying ≥ 10

1. Talk with Madam Hooch at flying class
2. At 1st of October go to Fly class
3. At the evening go to the courtyard
4. From now you can train with the quidditch team

VIII. Leaflets

Requirements: Be friends with Hemione; in Library

1. Give leaflets to at least 6 people from the list below:
 - a. Harry Potter
 - b. Ginny Weasley
 - c. Colin Creevey
 - d. Astoria Greengrass
 - e. Draco Malfoy [*Draco Malfoy -1*]
 - f. Luna Lovegood
 - g. Rolf Scamander
 - h. Nymphadora Tonks
 - i. Severus Snape
2. Talk to Hermione [*Hermione Granger +3*]


IX. Leaflets II.

Requirements: Be friends with Draco

1. Talk with Draco
2. Sure
3. Go to the Library
 - a. Lie to Hermione – Skill check needed
 - i. If passed quest finish [*Stealth +1*] [*Hermione Granger -3*]
 - ii. If fail [*Stealth +1*] [*Hermione Granger -1*]
 - b. Warn Hermione – [*Hermione Granger +3*] [*Draco Malfoy -2*]
 - c. Arrange a commotion in the corridor – Transfiguration ≥ 5 & Charms ≥ 5 needed for certain action
 - i. Use the Duro spell – Transfiguration ≥ 5 needed [*Hermione Granger -1*] [*Your house -10*]
 - ii. Use the Wingardium Leviosa spell – Charms ≥ 5 needed [*Hermione Granger -1*]
 - iii. Attract attention by shouting – [*Hermione Granger -1*] [*Your house -20*]

X. A Date with Malfoy

As you are on the male route, you won't have access to this quest.



XI. A Date with Malfoy II.

Requirements: Be best friends with Draco; In quest IX. Draco can burn the leaflets; gay path available

1. Talk with Draco
2. With pleasure! [*Sexperience +1*] [*Draco Malfoy +3*]

XII. Rumors

Requirements: Be friends with Rolf

1. You have to talk with one of the following people
 - a. Harry Potter (min. neutral relationship with Harry)
 - b. Ginny Weasley (min. neutral relationship with Ginny)
 - c. Colin Creevey (min. neutral relationship with Colin)
 - d. Draco Malfoy (min. friend relationship with Draco)
2. Go to the Corridors at night
3. Click on the broom icon (*maybe you won't find anything, need to try again*)
4. Enjoy the monster [*Rolf Scamander +1*]
5. Promise to remain silent [*Rolf Scamander +2*]

XIII. A strange potion

Requirements: Be more than friends with Ginny OR Be almost friends with Draco; in Potions lab

1. {*Ginny >0 needed*} Ask if everything is all right
 - a. Find Ginny and talk to her [*Ginny Weasley +3*]
2. {*Draco >8 needed*} What an interesting potion!
 - a. [*Ginny Weasley -3*]
 - b. {*A Date with Malfoy quest*}
 - i. If done [*Draco Malfoy +2*]
 - ii. If not done [*Draco Malfoy +3*]
3. {*Ginny <10 needed*} Pretend not to notice anything
 - a. [*Ginny Weasley -1*]

XIV. Additional class


Requirements: Charms skill ≤ 5 ; In October; In Charms class

1. Agree
2. Go to the Library on Tuesday and Thursday evening
3. I'm not sure
4. Repeat the movements correctly
5. Aim the spell
 - a. On Hermione's skirt [*Hermione Granger -2*]
 - b. On leaf [*Charms +1*]
6. [*Hermione Granger +1*]
7. {*You can do this while Charms skill <9*}

XV. A Book from the Restricted section

Requirements: Be friends with Astoria; in Library; Astoria in Library

1. Help to Astoria
2. You need to get the book. Maybe you should...
 - a. Talk to McGonagall – She will give you the permission only if your transfiguration skill ≥ 10
 - b. Talk to Snape
 - i. Lie – Skill check needed



1. If passed then you'll get the permission
 2. If failed then -5 points from your house
 - ii. Truth – You'll get the permission
 - c. Talk to Tonks
 - i. Lie – Skill check needed
 1. If passed you'll get the permission
 2. If failed you won't get
 - ii. Truth
 1. If player's DADA skill ≥ 10 you'll get the permission
 2. If fail you won't get it
 - d. Talk to Harry (*if Harry ≥ 10*)
 - i. Ask about the restricted section of the library
 - ii. Go to the library at evening
3. Give the book to Astoria
 4. Discuss the book

XVI. Crumple-Horned Snorkacks

Requirements: Be friends with Luna

1. Talk with Luna
2. Go to the Library and read the Quibbler
3. Talk with Luna about the Quibbler
4. Talk with Luna again about the Quibbler
5. Talk with Luna again about the Quibbler

Requirements: Be almost best friends with Luna


6. Talk with Luna
7. Discuss the Crumple-Horned Snorkacks
8. Go to the Library
9. Search for mentions of Crumple-Horned Snorkacks
10. Ask about the Crumple-Horned Snorkacks from at least 6 people listed below:
 - a. Herry Potter
 - b. Hermioe Granger
 - c. Ginny Weasley
 - d. Artoria Greengrass
 - e. Draco Malfoy
 - f. Rolf Scamander
 - g. Colin Creevey
 - h. Nymphadora Tonks
 - i. Severus Snape
11. Talk with Luna
12. Tell Luna that you haven't found any mentions about Crumple-Horned Snorkacks
[Luna Lovergood +2]

XVII. Luna's waltz

Requirements: Finish quest XVI.

Advised: Be best friends with Luna

1. Talk with Luna
2. Go to the Corridors at Saturday evening
3. Eat a piece of mushroom
 - a. *[Severus Snape +2] [Your house -10] (if Luna ≥ 25)*
 - b. *[Your house -10] (if Luna < 25)*



4. Talk to Luna [*Luna Lovegood +3*]

XVIII. Metamorphosis

As you are on the male route, you won't have access to this quest.

XIX. Blackmail

As you are on the male route, you won't have access to this quest.

XX. Bracelet

Requirements: Finished quest XI.; Be less than friends with Draco; gay path available

Advised: Agility >10; Charms >5

1. Talk with Draco
2. Meet him at the courtyard in the evening
 - a. Do as he said (*if you said Draco, that you want to be more than friends in quest X.*)
 - b. Refuse
3. Next evening
 - a. Draco's toy (*if you said you want to be more than friends in quest X.*)
 - b. Try to reach the magic wand (*if you said you want to be just friends in quest X.*)
 - i. Success (*with high enough agility and charms*)
 - ii. Call for help (*random people comes for help*)
 1. [*Severus Snape +5*] [*Your house -20*]
 2. [*Colin Creevey +5*] (*he will make pics*)
 3. [*Astoria Greengrass +5*]

XXI. Glasses

Requirements: Finished quest V.; Be more than best friends with Ginny

1. Talk with Ginny
2. Meet with Ginny in the corridor in the evening
 - a. Wear glasses [*Ginny Weasley +3*]
 - b. Don't wear glasses [*Ginny Weasley -3*]
3. [*Sexperience +1*]

XXII. The fan

As you are on the male route, you won't have access to this quest.

XXIII. Luna's waltz II.

Requirements: Finish quest XVII.; Be more than best friends with Luna


1. Talk with Luna
2. Go to the park on Saturday evening, talk with Luna
3. Hug Luna [*Luna Lovegood +3*]
 - c. Call Luna
 - d. Watch as she dances

XXIV. Stranger in the park

Requirements: Go to the park after 28th of september.

1. Go to the park and see who is there.
2. Go to the library and talk with Irma.

Requirements: Arousal >= 6



1. Go back to the park at evening. [*Sexperience +2*]

XXV. Date with Hermione

Requirements: Finish quest VIII.; Don't start quest IX OR Refuse it OR Finish it with Draco didn't burn the leaflets; Be best friends with Hermione

Advised: High Look value; Galleon >6; Intelligence >10; Transfiguration >10

3. Talk with Hermione
4. Meet with her in the corridors on Saturday morning (*If high look [Date points +1]*)
 - a. Hermione's story
 - iii. It's familiar to me (*If intelligence >10*) [*Hermione Granger +2*] [*Date points +1*]
 - iv. Well, it happens
 - b. Fountain
 - iii. Do not throw a galleon
 - iv. Throw a galleon into the fountain (*If Galleon >=1*) [*Galleon -1*] [*Hermione Granger +1*] [*Date points +1*]
 - c. Activity
 - i. Let's just walk around!
 - ii. Let's go to the pub (*If Galleon >=2*) [*Galleon -2*]
 1. Order a meal (*If Galleon >=2*)
 2. Order a romantic dinner (*If Galleon >=5*) [*Galleon -5*] [*Date points +1*]
 1. Vase repair success (*If Transfiguration >10*) [*Hermione Granger +1*] [*Date points +1*]
 2. Vase repair failed (*If Transfiguration <10*)
 - d. After dinner
 - i. Successful date (*If Date points >3*) [*Hermione Granger +2*]
 - ii. Not successful date (*If Date points <=3*)

XXVI. Meeting in Hogsmeade

Requirements: Finish quest XXV.


Advised: Galleon >2

1. Meet with Hermione and her friends in Hogsmeade at Saturday morning
 - a. You'll have different conversation based on your freindship level with Harry, and Harry's friendship level with Hermione compared to your friendship level with Hermione
2. Go to the Cafe
 - a. Pay for it (*If Galleon >2*) [*Galleon -2*]
 - b. Don't pay (*If Galleon <2*) [*Hermione Granger -2*]

XXVII. How to kiss Hermione?

Requirements: Finish quest XXVI.; In Potion class; Potions >15

4. Snape will give you some work
5. Try to create the potion
 - a. Fail (*If female OR male with gay path*) [*Severus Snape +2*]
6. From the next potion class try to finish the potion
 - a. Success (*If Potions >15*)
 - b. Fail (*If Potions <15*) [*Potions +2*]



XXVIII. To unsee Flitwick

Requirements: In male bathroom; after the 25th of september; Flitwick in the bathroom

Advised: Courage >10

1. See Flitwick in the bathroom
2. Experience the „dream” about Flitwick...
3. Talk with Flitwick
 - a. Forget what you saw
 - b. Ask the professor how... (If Courage >10)

XXIX. In Hogsmeade with Ginny

Requirements: Finish quest XXI.;

Advised: High Look value; Galleon >8; Fly >10


3. Talk with Ginny
4. Meet with her in the corridors on Saturday morning (If high look [Date points +1])
 - a. Ginny's question
 - i. No one else can fight the kind of evil that Harry fights [Date points +1]
 - ii. Of course, I think you can do it
 - b. Cafe time (If Galleon >3)
 - i. Maybe another time
 - ii. Don't worry, I'll pay [Galleon -3]
 - c. Cafe - dream
 - i. I dream of peace everywhere on Earth... [Date points -1]
 - ii. I don't know... becoming captain of the Quidditch team? (If fly >10) [Date points +1]
 - iii. Right now, I'm dreaming about getting under your skirt
 - d. Cafe - Love
 - i. I don't know if I... [Date points -1]
 - ii. Let me think...
 - iii. It doesn't matter to me... [Date points +1]
 - e. Cafe - Ginny loveable?
 - i. In my experience...
 - ii. First you need to... [Date points +1]
 - f. After cafe
 - i. Successful date (If Date points >=4)
 1. Ok (If Galleon >=5) [Galleon -5]
 1. {Not had sex} [Sexperience +3]
 2. {Had sex} [Sexperience +1]
 2. Too expensive (If Galleon <5)
 - ii. Not successful date (If Date Points <4)

XXX. Luna and the panties

Requirements: Finish quest XXIII.; On Monday; Be almost best friends with Harry OR friends with Draco and friendship with Draco is higher than with Harry

Advised: Stealth >3; Courage >10

1. Talk with Luna
2. Talk with Marquis at the corridors at night
3. Go to the Potions class at midday
4. Go to Snape's room
 - a. Back to class
 - b. Sneak into the office (If Stealth >3) [Stealth +1]
 - i. [Gryffindor -20] (If player is Gryffindor)



- ii. [Slytherin +5] (If player is Slytherin)
 - iii. [Ravenclaw -20] (If player is Ravenclaw)
 - iv. [Hufflepuff -20] (If player is Hufflepuff)
 - c. Wait for Professor Snape... (If Courage >10) [Courage +1]
 - i. [Gryffindor -10] (If player is Gryffindor)
 - ii. [Slytherin +5] (If player is Slytherin)
 - iii. [Ravenclaw -10] (If player is Ravenclaw)
 - iv. [Hufflepuff -10] (If player is Hufflepuff)
5. Talk with Hermione, Ginny, Astoria, Colin, Harry, Draco, Lune to find out if somebody knows something
6. After you found out who placed the panties into Snape's office, talk with Snape
 - a. Do not tell...
 - i. [Gryffindor -10] (If player is Gryffindor)
 - ii. [Slytherin +5] (If player is Slytherin)
 - iii. [Ravenclaw -10] (If player is Ravenclaw)
 - iv. [Hufflepuff -10] (If player is Hufflepuff)
 - v.
 - b. Tell about Ron (If player is NOT Gryffindor)
 - i. [Slytherin +20] (If player is Slytherin)
 - ii. [Ravenclaw +10] (If player is Ravenclaw)
 - iii. [Hufflepuff +10] (If player is Hufflepuff)
7. Talk with Ginny, Luna, Hermione and Astoria to return the panties [Ginny Weasley +1] [Luna Lovegood +2] [Hermione Granger +1] [Astoria Greengrass +1]

XXXI. Forbidden Forest

Requirements: Finish quest XV.; DADA >= 20

1. Talk with Astoria
2. Meet with her in the evening in the corridors
3. Fight with the acromantula in the Forbidden Forest (see [Fight minigame](#))
4. Get your reward [Astoria Greengrass +3]
5. Talk with Astoria on the next day

Events

1. Argus Filch event

Requirements: Corridors at night; Random event

- You need Quick eye skill to see Filch, and quick eye can be raised by this event
 - Try to hide – Needs stealth (If failed, then [Stealth +1])
 - Try to escape – Needs athletics
 - Meet your destiny face to face! – Filch catch you and -10 points from your house


2. Quidditch training event

Requirements: Finish the „Quidditch” quest

- While you train and play with your team, there are various events which may occur. There are total of 6 event if you are from Hufflepuff, 7 if you are from Ravenclaw and 8 if you are from Gryffindor or Slytherin. Can you find them all?

3. Fight Minigame

When you go into the Forbidden Forest during the quest XXXI, you can fight with the acromantula. This fight is a turn based fight, where firstly the spider will move, then you and lastly Astoria. You have 3 option which you can choose in your turn:



- Cast Protego on Astoria! – You cast a protection spell on Astoria
- Stupefy! – Stun the spider, if you hit him with it.
- Verdimillous! – Cast a spell at the spider. You may aim wrong and also the spider can evade it, if you didn't stun him before. If you hit, it will remove some HP from the spider

Astoria will fight too, but most of the time she is useless, because she aims so wrong. The main thing is you need to stun the spider and then hit him as much as you can, then stun again.

4. Mid-term exam

There is an exam for all the five subject in the middle of the semester, on different day for each subject, so you can participate all. You don't need to be afraid of the exam, all you need is high skill. The result of the exams is similar to the Ordinary Wizarding Level exam.

Potions class:

- Potions ≥ 20 - Outstanding
- Potions ≥ 15 - Exceeds Expectations
- Potions ≥ 10 - Acceptable
- Potions ≥ 5 - Poor
- Potions < 5 - Troll

Flying class:

- Fly ≥ 20 - Outstanding
- Fly ≥ 15 - Exceeds Expectations
- Fly ≥ 10 - Acceptable
- Fly ≥ 5 - Poor
- Fly < 5 - Troll

Defend Against the Dark Arts:


- DADA ≥ 20 - Outstanding
- DADA ≥ 15 - Exceeds Expectations
- DADA ≥ 10 - Acceptable
- DADA ≥ 5 - Poor
- DADA < 5 - Troll

Transfiguration:

- Trans ≥ 20 - Outstanding
- Trans ≥ 15 - Exceeds Expectations
- Trans ≥ 10 - Acceptable
- Trans ≥ 5 - Poor
- Trans < 5 - Troll

Charms:

- Charms ≥ 20 - Outstanding
- Charms ≥ 15 - Exceeds Expectations
- Charms ≥ 10 - Acceptable
- Charms ≥ 5 - Poor
- Charms < 5 - Troll



After you finished all the exams, you got your final marks. In the exams the „Outstanding” gives you +2 points, the „Exceeds Expectations” gives +1 points, the Acceptable won't give any points, the „Poor” will give -1 points and the „Troll” will give -2 points.

And now your reward. The reward is your scholarship change, in the following way:

- Your points > 8 - Your scholarship will increase to 6 galleon
- Your points > 5 - Your scholarship will increase to 5 galleon
- Your points > 2 - Your scholarship will increase to 4 galleon
- Your points > -2 - Your scholarship will remain 3 galleon
- Your points > -6 - Your scholarship will decrease to 2 galleon
- Your points < -6 - Your scholarship will decrease to 1 galleon

Activites

- Bath – You can use it for multiple things
 - Cold shower – lower your arousal, but not much
 - Unhygienic procedures – lower your arousal a lot, also lower your looks
 - Hygienic procedures – higher your looks
- Owl house – Owl (maybe your owl won't be there)
 - Praise your Owl – your owl will be happy
 - Feed your Owl – your owl will be happy
 - Talk with Owl – You can share success (owl will be happy), complain about life (owl will sad) and others (owl will sympathize) and praise other person (owl will agrees)...
 - See the shopping cart
 - Step back from your Owl – Finish conversation
- Courtyard – Free fly lessons, you can raise your fly skill, but you need at least 2 fly skill point to be able to use this
- Library – Learning. You can raise your Charms, Transfiguration, DADA or Potion skills. But arousal will be effect on this as well.

Students


From 0.6, the whole talking system changed. Firstly before the class you can talk only with one person, then you have to pay attention to the teacher, so you can't talk with others. And before the second class, you still can talk only with one student.

After that you can talk with three student, because you know, time pass as you talks. But beware, you have to study too, and that will count as time consuming activity, so you can talk three people or you can talk two and study once, etc. But after the third one the evening comes.

But there is more! From 0.6, you can choose if you want a guaranteed +1 relationship point, or you risk the conversation where you can lose points, but maybe you can get more than 1 point. So if you don't want to risk your life... I mean relationship, just choose the „Praise” option, with which you'll automatically get +1, and the conversation will end.

You can use this option just if you didn't choosed any other option. If you already talked about for example the study, then you won't be able to choose the praise option in that conversation.

And there is still more! Now you have the option to listen and join into the already existing conversation. You'll see a text bubble icon next to the peoples. If you click on that, you can join their conversation. After that you'll get some points for everybody who is in that room. But this points will be calculated based on the



actual relationships, so it's possible, that you won't get any points for some people in the room, or even you'll get minus points.

And now let's see what the conversation is all about. So every student you talk want to hear different things, and you have to choose the right one to get the maximum points at the end of the conversations.

In advance, there is an option to talk about the favourite subject. Why is that important? Now in this case you must select your favourite subject. But not just randomly something, you must select your true favourite subject to get points for this. Your true favourite subject will be the one that you have the most points in it. Of course they not necessary will accept your decision, but if you don't choose the right one, that will be bad for you.

The most difficult part will be when you talk with someone about other students. The most important thing is that those two students relationship, so be careful who you want to talk about.

At the end of every conversation there will be a little counting, where your actual relationship points will be decided. You can get -2, -1, 0, +1, +2 or +3 relationship points based on your choosed options, your look, your charm and your robe quality.

In the following list I list every option that you can see at each student (maybe you won't see all of them at first, but sooner or later you'll get there). I'll place a + after the line you should choose, it will give you something plus, and a ++ or +++ for the lines that very much recomended, that may give more points. Never choose the options with – or - - at the end, I assume you can guess what would happen. The line which has nothing at the end gives pretty much nothing.

The only exception is the „talk about other student” part, where there is no + or -, instead I listed those cases when you should talk about that student. For example:

You should talk with Harry about Hermione if Harry's relationship with Hermione is greater than 25, or if that relationship is lesser than -10 BUT your own relationship with Harry is greater than 10. In any other case you shouldn't talk with Harry about Hermione.

If there are multiple options which gives +, then you can choose whichever you want.

Let's see:




Harry Potter


- o *How's the study?*
 - „All perfect” (+)
 - „Well, so-so...” (+)
 - „Bad, for me it was too difficult”
- o *Favourite subject*
 - Charms, Potions, Transfiguration (+)
 - DADA, Flying (++)
- o *Talk about interests*
 - Player is less than neutral to Harry (-)
 - Player is neutral to Harry (+)
 - Player is friends with Harry
 - Player is best friends with Harry (+)
- o *Talk about other student*

If player is less than neutral to Harry, he won't talk about this

 - Hermione Granger
 - Harry is best friends with Hermione



- Harry hates Hermione *AND* player is friends with Harry
- Ginny Weasley
 - Harry is best friends with Ginny
 - Harry is friends with Ginny
 - Harry is neutral to Ginny *AND* player is friends with Harry
 - Harry hates Ginny *AND* player is friends with Harry
- Colin Creevey
 - Harry is best friends with Colin
 - Harry is friends with Colin
 - Harry dislikes Colin *AND* player is friends with Harry
 - Harry hates Colin *AND* player is friends with Harry
- Draco Malfoy
 - Harry is best friends with Draco
 - Harry is friends with Draco
 - Harry is neutral to Draco
 - Harry dislikes Draco
 - Harry hates Draco *AND* player is Gryffindor
- Astoria Greengrass
 - Harry is best friends with Astoria
 - Harry is friends with Astoria
 - Harry is neutral to Astoria
 - Harry dislikes Astoria *AND* player is friends with Harry
 - Harry hates Astoria *AND* player is friends with Harry
- Rolf Scamander
 - Harry is best friends with Rolf
 - Harry is friends with Rolf
 - Harry hates Rolf *AND* player is friends with Harry
- Luna Lovegood
 - Harry is best friends with Luna
 - Harry is friends with Luna
 - Harry dislikes Luna *AND* player is friends with Harry
 - Harry hates Luna *AND* player is friends with Harry
- Nymphadora Tonks
 - Harry is best friends with Tonks
 - Harry is neutral to Tonks *AND* player is friends with Harry
 - Harry hates Tonks *AND* player is friends with Harry
- Severus Snape
 - Harry is best friends with Snape
 - Harry is friends with Snape
 - Harry is neutral to Snape
 - Harry dislikes Snape *AND* player is Gryffindor
 - Harry hates Snape *AND* player is friends with Harry
- *Chat on various topics*
 - Gives some random points
- *Praise*
 - Gives some random points
- *Flirt*



If player is friends with Harry, and player is female

- Compliment appearance
 - Player is less than best friends with Harry (+)
 - Player is more than best friends with Harry (++)
- Compliment knowledge (+)
- *Insult*
 - If player is Slytherin your relationship will suffer greatly
 - Every other house (- -)




Hermione Granger

- *How's the study?*
 - „All perfect” (+)
 - „Well, so-so...” (+)
 - „Bad, for me it was too difficult” (+)
- *Favourite subject*
 - Charms (+++)
 - Transfiguration, DADA, Flying (+)
 - Potions or choosing not your highest skill (-)
- *Talk about interests*
 - Player is less than neutral to Hermione (-)
 - Player is neutral to Hermione
 - Player is friends with Hermimone (+)
 - Player is best friends with Hermione (+)
- *Talk about other student*

If player is less than neutral to Hermione, he won't talk about this

 - Harry Potter
 - Hermione is best firend with Harry
 - Hermione is friend with Harry
 - Hermione is neutral to Harry *AND* you are firend with Hermione
 - Hermione hate Harry *AND* your are firend with Hermione
 - Ginny Weasley
 - Hermione is best friends with Ginny
 - Hermione is friends with Ginny
 - Hermione dislikes Ginny *AND* player is friends with Hermione
 - Hermione hates Ginny *AND* player is friends Hermione
 - Colin Creevey
 - Hermione is best friends with Colin
 - Hermione is friends with Colin
 - Hermione dislikes Colin *AND* player is friends with Hermione
 - Hermione hates Colin *AND* player is friends with Hermione
 - Draco Malfoy
 - Hermione is best friends with Draco
 - Hermione is friends with Draco
 - Hermione is neutral to Draco
 - Hermione dislikes Draco
 - Hermione hates Draco *AND* player is Gryffindor
 - Astoria Greengrass



- Hermione is best friends with Astoria
- Hermione is friends with Astoria
- Hermione is neutral to Astoria
- Hermione dislikes Astoria *AND* player is friends with Hermione
- Hermione hates Astoria *AND* player is friends with Hermione
- Rolf Scamander
 - Hermione is best friends with Rolf
 - Hermione is friends with Rolf
 - Hermione hates Rolf *AND* player is friends with Hermione
- Luna Lovegood
 - Hermione is best friends with Luna
 - Hermione is friends with Luna
 - Hermione dislikes Luna *AND* player is friends with Hermione
 - Hermione hates Luna *AND* player is friends with Hermione
- Nymphadora Tonks
 - Hermione is best friends with Tonks
 - Hermione is friends with Tonks
 - Hermione dislikes Tonks *AND* player is friends with Hermione
 - Hermione hates Tonks *AND* player is friends with Hermione
- Severus Snape
 - Hermione is best friends with Snape
 - Hermione is friends with Snape
 - Hermione dislikes Snape *AND* player is Gryffindor
 - Hermione hates Snape *AND* player is friends with Hermione
- *Chat on various topics*
 - If player is more than neutral with Hermione, it gives some random points
- *Praise*
 - Gives some random points
- *Flirt*


If player is friends with Hermione, and player is male

 - Compliment appearance
 - Player is less than best friends with Hermione (+)
 - Player is more than best friends with Hermione (++)
 - Compliment knowledge (+)
- *Insult*
 - If player is Slytherin your relationship will suffer greatly
 - Every other house (- -)



Ginny Weasley


- *How's the study?*
 - „All perfect” (+)
 - „Well, so-so...” (+)
 - „Bad, for me it was too difficult” (-)
- *Favourite subject*
 - Potions, Flying (++)
 - DADA, Transfiguration (+)



- Charms
- *Talk about interests*
 - Player is less than neutral to Ginny (-)
 - Player is neutral to Ginny (+)
 - Player is friends with Ginny
 - Player is best friends with Ginny (+)
- *Talk about other student*

If player is less than neutral to Ginny, she won't talk about this

 - Harry Potter
 - Ginny is best friends with Harry
 - Ginny is friends with Harry
 - Ginny is neutral to Harry *AND* player is friends with Ginny
 - Ginny dislikes Harry *AND* player is friends with Ginny
 - Ginny hates Harry *AND* player is friends with Ginny
 - Hermione Granger
 - Ginny is friends with Hermione
 - Ginny dislikes Hermione *AND* player is friends with Ginny
 - Ginny hates Hermione *AND* player is friends with Ginny
 - Colin Creevey
 - Ginny is best friends with Colin
 - Ginny is neutral to Colin
 - Ginny dislikes Colin *AND* player is friends with Ginny
 - Ginny hates Colin *AND* player is friends with Ginny
 - Draco Malfoy
 - Ginny is best friends with Draco
 - Ginny is neutral to Draco
 - Ginny dislikes Draco
 - Ginny hates Draco *AND* player is friends with Ginny
 - Astoria Greengrass
 - Ginny is best friends with Astoria
 - Ginny dislikes Astoria
 - Ginny hates Astoria *AND* player is friends with Ginny
 - Rolf Scamander
 - Ginny is best friends with Rolf
 - Ginny is friends with Rolf
 - Ginny hates Rolf *AND* player is friends with Ginny
 - Luna Lovegood
 - Ginny is best friends with Luna
 - Ginny is friends with Luna
 - Ginny dislikes Luna *AND* player is friends with Ginny
 - Ginny hates Luna *AND* player is friends with Ginny
 - Nymphadora Tonks
 - Ginny is best friends with Tonks
 - Ginny is neutral to Tonks
 - Ginny dislikes Tonks *AND* player is friends with Ginny
 - Ginny hates Tonks *AND* player is friends with Ginny
 - Severus Snape
 - Ginny is best friends with Snape



- Ginny is friends with Snape
- Ginny is neutral to Snape
- o *Chat on various topics*
 - If player is more than neutral to Ginny, it gives some random points
- o *Praise*
 - Gives some random points
- o *Flirt*

If player is friends with Ginny

 - Compliment appearance
 - Player is little more than friends with Ginny (+)
 - Player has more relationship with Ginny (++)
 - Compliment knowledge (+)
 - Kiss {after you finish quest V.} (+)
- o *Insult*
 - If player is Slytherin your relationship will suffer greatly
 - Every other house (- -)




Colin Creevey

- o *How's the study?*
 - „All perfect”
 - „Well, so-so...” (+)
 - „Bad, for me it was too difficult” (+)
- o *Favourite subject*
 - DADA (++)
 - Charms, Potions, Transfiguration, Flying (+)
- o *Talk about interests*
 - Player is less than neutral to Colin (- -)
 - Player is neutral to Colin
 - Player is friends with Colin (+)
 - Player is best friends with Colin (+)
- o *Talk about other student*

If player is less than neutral to Colin, he won't talk about this

 - Harry Potter
 - Colin is best friends with Harry
 - Colin is friends with Harry
 - Colin hates Harry *AND* player is friends with Colin
 - Hermione Granger
 - Colin is best friends with Hermione
 - Colin is friends with Hermione
 - Colin hates Hermione *AND* player is friends with Colin
 - Ginny Weasley
 - Colin is best friends with Ginny
 - Colin is friends with Ginny
 - Colin dislikes Ginny *AND* player is friends with Colin
 - Colin hates Ginny *AND* player is friends with Colin
 - Draco Malfoy



- Colin is best friends with Draco
- Colin is neutral to Draco
- Colin hates Draco *AND* player is friends with Colin
- Astoria Greengrass
 - Colin is best friends with Astoria
 - Colin is neutral to Astoria
 - Colin dislikes Astoria *AND* player is friends with Colin
 - Colin hates Astoria *AND* player is friends with Colin
- Rolf Scamander
 - Colin is best friends with Rolf
 - Colin is friends with Rolf
 - Colin hates Rolf *AND* player is friends with Colin
- Luna Lovegood
 - Colin is best friends with Luna
 - Colin is friends with Luna
 - Colin dislikes Luna *AND* player is friends with Colin
 - Colin hates Luna *AND* player is friends with Colin
- Nymphadora Tonks
 - Colin is best friends with Tonks
 - Colin is friends with Tonks
 - Colin is neutral to Tonks
 - Colin hates Tonks *AND* player is friends with Colin
- Severus Snape
 - Colin is best friends with Snape
 - Colin dislikes Snape *AND* player is friends with Colin
 - Colin hates Snape *AND* player is friends with Colin
- *Chat on various topics*
 - If player is more than neutral to Colin, it gives some random points
- *Praise*
 - Gives some random points
- *Flirt*


If player is more than friends with Colin, and player is female

 - Compliment appearance
 - Player is less than best friends with Colin (+)
 - Player is more best friends with Colin (++)
- *Insult*
 - If player is Slytherin your relationship will suffer greatly
 - Every other house (- -)



Draco Malfoy


- *How's the study?*
 - „All perfect”
 - „Well, so-so...” (+)
 - „Bad, for me it was too difficult”
- *Favourite subject*
 - Potions, DADA, Flying (+)



- Charms, Transfiguration (-)
- *Talk about interests*
 - Player is less than neutral to Draco
 - Player is neutral to Draco
 - Player is friends with Draco (+)
 - Player is best friends with Draco (+)
- *Talk about other student*

If player is less than neutral to Draco, he won't talk about this

 - Harry Potter
 - Draco is best friends with Harry
 - Hermione Granger
 - Draco is best friends with Hermione
 - Draco is neutral to Hermione
 - Ginny Weasley
 - Draco is best friends with Ginny
 - Colin Creevey
 - Draco is best friends with Colin
 - Draco is neutral to Colin
 - Astoria Greengrass
 - Draco is best friends with Astoria
 - Draco is neutral to Astoria
 - Rolf Scamander
 - Draco is best friends with Rolf
 - Draco is friends with Rolf
 - Draco hates Rolf *AND* player is friends with Draco
 - Luna Lovegood
 - Draco is best friends with Luna
 - Draco is friends with Luna
 - Draco hates Luna
 - Nymphadora Tonks
 - Draco is best friends with Tonks
 - Draco dislikes Tonks
 - Draco hates Tonks
 - Severus Snape
 - Draco is best friends with Snape
 - Draco is friends with Snape
 - Draco is neutral to Snape
 - Draco hates Snape
- *Chat on various topics*
 - If player is more than neutral to Draco, it gives some random points
- *Praise*
 - Gives some random points
- *Insult*
 - If player is Slytherin your relationship will suffer greatly
 - Every other house (- -)



Astoria Greengrass

- o *How's the study?*
 - „All perfect” (+)
 - „Well, so-so...” (+)
 - „Bad, for me it was too difficult” (-)


- o *Favourite subject*
 - Transfiguration (+++)
 - Charms, Potions, DADA (+)
 - Flying (-)

- o *Talk about interests*
 - Player is neutral to Astoria
 - Player is friends with Astoria (+)
 - Player is best friends with Astoria (++)

- o *Talk about other student*

If player is less than neutral with Astoria, she won't talk about this

- Harry Potter
 - Astoria is best friends with Harry
 - Astoria is friends with Harry
 - Astoria is neutral to Harry *AND* player is friends with Astoria
 - Astoria hates Harry *AND* player is friends with Astoria
- Hermione Granger
 - Astoria is best friends with Hermione
 - Astoria is neutral to Hermione *AND* player is friends with Astoria
 - Astoria dislikes Hermione *AND* player is friends with Astoria
 - Astoria hates Hermione *AND* player is friends with Astoria
- Ginny Weasley
 - Astoria is best friends with Ginny
 - Astoria dislikes Ginny
 - Astoria hates Ginny *AND* player is friends with Astoria
- Colin Creevey
 - Astoria is best friends with Colin
 - Astoria dislikes Colin *AND* player is friends with Astoria
 - Astoria hates Colin *AND* player is friends with Astoria
- Draco Malfoy
 - Astoria is best friends with Draco
 - Astoria dislikes Draco
 - Astoria hates Draco *AND* player is friends with Astoria
- Rolf Scamander
 - Astoria is best friends with Rolf
 - Astoria is friends with Rolf
 - Astoria hates Rolf *AND* player is friends with Astoria
- Luna Lovegood
 - Astoria is best friends with Luna
 - Astoria is friends with Luna
 - Astoria dislikes Luna *AND* player is friends with Astoria
 - Astoria hates Luna *AND* player is friends with Astoria
- Nymphadora Tonks



- Astoria is best friends with Tonks
- Astoria is neutral to Tonks
- Astoria dislikes Tonks *AND* player is friends with Astoria
- Severus Snape
 - Astoria is best friends with Snape
 - Astoria hates Snape *AND* player is friends with Astoria
- *Chat on various topics*
 - If player is more than neutral to Astoria, it gives some random points
- *Praise*
 - Gives some random points
- *Flirt*

If player is more than friends with Astoria

 - Compliment appearance
 - Player is little more than friends with Astoria (+)
 - Player has more relationship with Astoria (++)
- *Insult*
 - If player is Slytherin your relationship will suffer greatly
 - Every other house (- -)




Rolf Scamander

- *How's the study?*
 - „All perfect” (+)
 - „Well, so-so...”
 - „Bad, for me it was too difficult”
- *Favourite subject*
 - Transfiguration (++)
 - Charms, Potions, Flying (+)
 - DADA
- *Talk about interests*
 - Player is less than neutral to Rolf (- -)
 - Player is neutral to Rolf
 - Player is friends with Rolf (+)
 - Player is best friends with Rolf (+)
- *Talk about other student*

If player is less than neutral with Astoria, she won't talk about this

 - Harry Potter
 - Rolf is best friends with Harry
 - Rolf is friends with Harry
 - Rolf hates Harry *AND* player is friends with Rolf
 - Hermione Granger
 - Rolf is best friends with Hermione
 - Rolf is friends with Hermione
 - Rolf hates Hermione *AND* player is friends with Rolf
 - Ginny Weasley
 - Rolf is best friends with Ginny
 - Rolf is friends with Ginny




- Rolf dislikes Ginny *AND* player is friends with Rolf
- Rolf hates Ginny *AND* player is friends with Rolf
- Draco Malfoy
 - Rolf is best friends with Draco
 - Rolf is neutral to Draco
 - Rolf hates Draco *AND* player is friends with Rolf
- Astoria Greengrass
 - Rolf is best friends with Astoria
 - Rolf is neutral to Astoria
 - Rolf dislikes Astoria *AND* player is friends with Rolf
 - Rolf hates Astoria *AND* player is friends with Rolf
- Luna Lovegood
 - Rolf is best friends with Luna
 - Rolf is friends with Luna
 - Rolf dislikes Luna *AND* player is friends with Rolf
 - Rolf hates Luna *AND* player is friends with Rolf
- Nymphadora Tonks
 - Rolf is best friends with Tonks
 - Rolf is friends with Tonks
 - Rolf is neutral to Tonks
 - Rolf hates Tonks *AND* player is friends with Rolf
- Severus Snape
 - Rolf is best friends with Snape
 - Rolf dislikes Snape *AND* player is friends with Rolf
 - Rolf hates Snape *AND* player is friends with Rolf
- *Chat on various topics*
 - If player is more than neutral to Rolf, it gives some random points
- *Praise*
 - Gives some random points
- *Insult*
 - Any house (- -)



Luna Lovegood


- *How's the study?*
 - „All perfect” (+)
 - „Well, so-so...” (+)
 - „Bad, for me it was too difficult” (+)
- *Favourite subject*
 - Charms (+++)
 - Transfiguration, DADA, Flying (+)
 - Potions (-)
- *Talk about interests*
 - Player is less than neutral to Luna (-)
 - Player is neutral to Luna
 - Player is friends with Luna (+)
 - Player is best friends with Luna (+)



o *Talk about other student*

If player is less than neutral with Astoria, she won't talk about this

- Harry Potter
 - Luna is best friends with Harry
 - Luna is friends with Harry
 - Luna is neutral to Harry *AND* player is friends with Luna
 - Luna hates Harry *AND* player is friends with Luna
- Hermione Granger
 - Luna is best friends with Hermione
 - Luna is friends with Hermione
 - Luna dislikes Hermione *AND* player is friends with Luna
 - Luna hates Hermione *AND* player is friends with Luna
- Ginny Weasley
 - Luna is best friends with Ginny
 - Luna is friends with Ginny
 - Luna dislikes Ginny *AND* player is friends with Luna
 - Luna hates Ginny *AND* player is friends with Luna
- Colin Creevey
 - Luna is best friends with Colin
 - Luna is friends with Colin
 - Luna dislikes Colin *AND* player is friends with Luna
 - Luna hates Colin *AND* player is friends with Luna
- Draco Malfoy
 - Luna is best friends with Draco
 - Luna is friends with Draco
 - Luna dislikes Draco *AND* player is friends with Luna
 - Luna hates Draco *AND* player is friends with Luna
- Rolf Scamander
 - Luna is best friends with Rolf
 - Luna is friends with Rolf
 - Luna dislikes Rolf *AND* player is friends with Luna
 - Luna hates Rolf *AND* player is friends with Luna
- Astoria Greengrass
 - Luna is best friends with Astoria
 - Luna is friends with Astoria
 - Luna dislikes Astoria *AND* player is friends with Luna
 - Luna hates Astoria *AND* player is friends with Luna
- Nymphadora Tonks
 - Luna is best friends with Tonks
 - Luna is friends with Tonks
 - Luna dislikes Tonks *AND* player is friends with Luna
 - Luna hates Tonks *AND* player is friends with Luna
- Severus Snape
 - Luna is best friends with Snape
 - Luna is friends with Snape
 - Luna dislikes Snape *AND* player is friends with Luna
 - Luna hates Snape *AND* player is friends with Luna



- o *Chat on various topics*
 - If player is more than neutral to Luna, it gives some random points
- o *Praise*
 - Gives some random points
- o *Flirt*

If player is friends with Luna

 - Compliment appearance
 - Player is less than best friends with Luna (+)
 - Player is more than best friends with Luna (++)
 - Compliment knowledge (+)
 - Kiss {after you finish quest XXIII.} (++)
- o *Insult*
 - If player is Slytherin your relationship will suffer greatly
 - Every other house (- -)