



2018-19 SCHEDULE/RESULTS

Overall: 2-4 H: 1-0 A: 0-3 N: 1-1 MAAC: 0-0

| Date | Opponent | Time/Result |
|---|--------------------------------|-------------|
| 11/9/18 | ALBANY (ESPN3) | W, 72-68 |
| 11/13/18 | at New Mexico (Mtn. West Net.) | L, 83-90 |
| <i>MGM Resorts Main Event</i> | | |
| 11/19/18 | vs. Long Beach State | L, 85-86 |
| 11/21/18 | vs. Hartford | W, 80-75 |
| 11/24/18 | at Providence (YES Network) | L, 79-91 |
| 11/27/18 | at Ohio (ESPN+) | L, 65-89 |
| 12/1/18 | at VCU (MASN/ESPN+) | 7 p.m. |
| <i>MSG Holiday Festival - Madison Square Garden</i> | | |
| 12/9/18 | vs. Columbia (Fox Sports 1) | 11 a.m. |
| <i>Boardwalk Classic - Atlantic City, NJ</i> | | |
| 12/15/18 | vs. Princeton (FloHoops.com) | 11:30 a.m. |
| 12/22/18 | at Yale (ESPN+) | 2 p.m. |
| 12/30/18 | HOLY CROSS (ESPN+) | 1 p.m. |
| 1/3/19 | MONMOUTH* (ESPN3) | 7 p.m. |
| 1/5/19 | FAIRFIELD* (ESPN3) | 1 p.m. |
| 1/11/19 | at Niagara* | 7 p.m. |
| 1/13/19 | at Canisius* (ESPN3) | 2 p.m. |
| 1/18/19 | MARIST* (ESPN+) | 7 p.m. |
| 1/20/19 | at Monmouth* (ESPN3) | 1 p.m. |
| 1/25/19 | RIDER* (ESPN3) | 7 p.m. |
| 1/27/19 | at Fairfield* (ESPN+) | 1 p.m. |
| 1/31/19 | at Marist* (ESPN3) | 7 p.m. |
| 2/2/19 | SIENA* (ESPN3) | 1 p.m. |
| 2/8/19 | QUINNIPIAC* (ESPN3) | 7 p.m. |
| 2/10/19 | NIAGARA* (ESPN+) | 1 p.m. |
| 2/13/19 | at Siena* (ESPN+) | 7 p.m. |
| 2/15/19 | SAINT PETER'S* (ESPN+) | 7 p.m. |
| 2/19/19 | at Quinnipiac* (ESPN3) | 7 p.m. |
| 2/22/19 | at Manhattan* (ESPN3/3+) | 7 p.m. |
| 2/24/19 | CANISIUS* (ESPN+) | 1 p.m. |
| 3/1/19 | at Rider* (ESPN3/3+) | 7 p.m. |
| <i>MAAC Championship - Albany, NY</i> | | |
| 3/7/18 | First Round | |
| 3/8-9/18 | Quarterfinal | |
| 3/10/18 | Semifinal | |
| 3/11/18 | Championship Game | |

Home events in CAPS & BOLD;
MAAC Games noted by an asterisk

GAELS CONTINUE ROAD TRIP AT VCU

The Iona College men's basketball team's (2-4) nine-game trip away from New Rochelle continues at Virginia Commonwealth (5-2) at E.J. Wade Arena.

IONA VS. VCU - SERIES HISTORY

VCU holds a 4-2 advantage in a series that resumes for the first time in 14 seasons.

SCOUTING VCU

- VCU enters tonight's game with a 5-2 record with wins over Gardner-Webb, Hampton, Bowling Green, Temple and Hofstra and losses to St. John's and Old Dominion.
- VCU was selected to finish seventh in the 12-team Atlantic 10 Conference.
- Junior forward Isaac Vann leads three players averaging 10 or more points with 14.0 ppg. He also leads with 2.7 apg and is second with 5.3 rpg.
- Junior guard Marcus Evans is No. 2 in scoring (13.4 ppg) and assists (2.0/g)
- Junior guard De'Riante Jenkins averages 10.2 points with a team best 14 3FG. Sophomore forward Marcos Santos-Silva is the top rebounder (5.7 rpg).

GAELS VS. ATLANTIC 10

- Iona is 62-105 all-time against current Atlantic 10 Conference opponents following an 0-3 mark at George Mason, UMass and Rhode Island last season.
- Fordham is the Gaels most frequent opponent with 62 all-time meetings.
- Iona owns six wins over La Salle and four over Bonaventure and Duquesne.

THE LONG ROAD AHEAD

- Tonight's game is the sixth of nine straight games away from to the Hynes Center.
- Iona returns home on Dec. 30 to face Holy Cross.
- This year's non-conference slate features two home games, four neutral site games and five true road games.
- It will be the second time in nine seasons under Cluess the Maroon & Gold nine games in a row away from home, matching the single-season program record set in the team's NCAA at-large season of 2011-12.
- Iona played eight games in a row away from home in 1979-80 and 2006-07.
- The all-time program record is 10 games away from home, wrapping around the last two seasons (2015-16 & 2016-17 and 2016-17 & 2017-18).

Iona vs. VCU

Overall: 2-4 (.333) (Cluess, 0-0)
Home: 1-0
Away: 1-0
Neutral: 0-0

SERIES HISTORY

| Date | W-L | Score | Site |
|----------|-----|-------|------|
| 3/6/72 | L | 74-93 | A |
| 2/20/73 | L | 76-81 | H |
| 2/16/74 | L | 73-94 | A |
| 11/28/98 | W | 73-66 | N |
| 11/21/03 | L | 61-65 | A |
| 12/22/04 | W | 77-72 | H |

| | pts | ppg |
|---------|---------|----------|
| 6 games | | |
| Iona | 434 pts | 72.3 ppg |
| VCU | 471 pts | 78.5 ppg |

IONA VS. ATLANTIC 10

| Team | W-L | Last Meet |
|-----------------|---------------|-----------|
| Davidson | 0-2 | 1/3/04 |
| Dayton | 1-5 | 12/19/13 |
| Duquesne | 4-8 | 11/22/97 |
| Fordham | 31-31 | 12/3/06 |
| Geo. Wash. | 1-0 | 12/29/82 |
| George Mason | 1-3 | 12/20/14 |
| La Salle | 6-16 | 12/20/12 |
| Massachusetts | 3-11 | 12/30/14 |
| Rhode Island | 3-11 | 12/21/17 |
| Richmond | 3-0 | 12/14/11 |
| Saint Joseph's | 1-4 | 12/28/12 |
| St. Bonaventure | 5-11 | 12/14/13 |
| St. Louis | 1-0 | 11/29/87 |
| VCU* | 2-4 | 12/22/04 |
| TOTALS | 62-106 (.360) | |

* 2018-19 opponent

2018-19 Iona Gaels at a Glance

| No. | Name | Cl. | Pos. | Ht. | Wt. | PPG | RPG | Of Note |
|-----------------|--------------------|-----|------|------|-----|------|-----|--|
| Starters | | | | | | | | |
| 0 | Rickey McGill | Sr. | G | 6-2 | 185 | 13.3 | 3.8 | Pres. All-MAAC First Team... nine points shy of 1,000 for his career |
| 2 | E.J. Crawford | Jr. | F | 6-6 | 210 | 14.8 | 4.8 | Pres. All-MAAC Third Team... Snapped five-game double-digit scoring stretch at Ohio |
| 3 | Asante Gist | Jr. | G | 5-11 | 185 | 12.2 | 2.5 | Scored season best 20 points two games ago at Providence |
| 12 | Tajuan Agee | Jr. | F | 6-8 | 215 | 10.2 | 5.8 | Posted season-best 23 points with eight rebounds in loss at Ohio |
| 44 | Niksa Nikolic | Jr. | F | 6-8 | 234 | 5.7 | 2.7 | Shot 7-of-7 from field with 14 points in two games ago at Providence |
| Reserves | | | | | | | | |
| 1 | Isaiah Still | Jr. | G | 6-6 | 190 | 8.8 | 3.8 | Sat out 2017-18 (transfer)... Came off the bench for first time at Ohio |
| 5 | Ben Perez | Jr. | G | 6-3 | 180 | 5.2 | 1.0 | Spent frosh season at San Diego St... Missed last game with injury |
| 10 | Andrija Ristanovic | Fr. | F | 6-11 | 215 | 4.2 | 2.2 | Red shirt freshman... sat out 2017-18 (injury)... Had season-best nine points vs. Hartford |
| 13 | Jahnathan Maxwell | Jr. | F | 6-8 | 230 | 3.8 | 2.0 | Lefty post performer with good range... one of Iona's top post options off the bench |
| 24 | Malik Rhem | Jr. | G | 6-3 | 170 | --- | --- | Walk-on and team manager |
| 32 | Payton Hudson | Fr. | G | 6-0 | 170 | 0.0 | 0.3 | Lone true freshman on the squad... will compete for time in Iona's backcourt |



2017-18 MAAC STANDINGS

| SCHOOL | MAAC | | | OVERALL | | |
|---------------|----------|----------|-------------|----------|----------|-------------|
| | W | L | PCT | W | L | PCT |
| Rider | 0 | 0 | .000 | 2 | 2 | .500 |
| Marist | 0 | 0 | .000 | 3 | 4 | .429 |
| Niagara | 0 | 0 | .000 | 2 | 3 | .400 |
| Quinnipiac | 0 | 0 | .000 | 2 | 3 | .400 |
| IONA | 0 | 0 | .000 | 2 | 4 | .333 |
| Manhattan | 0 | 0 | .000 | 2 | 4 | .333 |
| Fairfield | 0 | 0 | .000 | 2 | 5 | .286 |
| Siena | 0 | 0 | .000 | 2 | 5 | .286 |
| Saint Peter's | 0 | 0 | .000 | 1 | 5 | .167 |
| Canisius | 0 | 0 | .000 | 1 | 6 | .143 |
| Monmouth | 0 | 0 | .000 | 0 | 8 | .000 |

THIS WEEK'S MAAC ACTION

Wednesday, November 28, 2018

WEST VIRGINIA 92, Rider 78
 ST. BONAVENTURE 70, Canisius 55
 HOFSTRA 94, Siena 86
 MASSACHUSETTS 69, Quinnipiac 62
 AUBURN 99, Saint Peter's 49
 KENTUCKY 90, Monmouth 44

Thursday, November 29, 2018

Marist 76, Dartmouth 58

Friday, November 30, 2018

Marist 70, LIU Brooklyn 53
 Niagara at Saint Francis (Pa.) 7 p.m.

Saturday, December 1, 2018

Fairfield at Army 1 p.m.
 Monmouth at Bucknell 2 p.m.
 Maine at Saint Peter's 3 p.m.
 Harvard at Siena 3 p.m.
IONA AT VCU..... 7 P.M.
 Fordham at Manhattan 7 p.m.
 Quinnipiac at Stony Brook 7 p.m.

Monday, December 3, 2018

Niagara at Pittsburgh 7 p.m.

Tuesday, December 4, 2018

Saint Peter's at Clemson..... 7 p.m.

Wednesday, December 5, 2018

Siena at St. Bonaventure 7 p.m.
 Robert Morris at Canisius 7 p.m.
 Monmouth at Hofstra 7 p.m.
 Quinnipiac at Dartmouth..... 7 p.m.
 Stony Brook at Manhattan..... 7 p.m.

Thursday, December 6, 2018

Oakland at Fairfield 7 p.m.

Saturday, December 8, 2018

Marist at Stetson 1 p.m.
 LIU Brooklyn at Saint Peter's..... 1 p.m.
 Lafayette at Quinnipiac..... 2 p.m.
 Rider at Hofstra 4 p.m.
 Siena at Robert Morris..... 4 p.m.
 Monmouth at Albany 7 p.m.

MCGILL, CRAWFORD NAMED PRESEASON ALL-MAAC

Seniors **Ricky McGill** and junior **E.J. Crawford** were selected to the Preseason All-MAAC team by the league's 11 head coaches.
 McGill was selected to the first team and Crawford the third team.

GAELS PICKED THIRD IN PRESEASON POLL

Iona was selected to finish third in the MAAC Preseason Coaches Poll released Oct. 24 coming off a fourth-place finish in the regular season, a MAAC tournament title and the loss of nine performers from the 2017-18 season.
 The Gaels have won MAAC Regular Season Championships in three of head coach Tim Cluess' eight seasons (2011-12, 2013-14 and 2014-15).

MAAC PRESEASON COACHES POLL

| No. | Team (FPV) | Points |
|-----------|---------------|-----------|
| 1. | Rider (11) | 121 |
| 2. | Canisius | 105 |
| 3. | IONA | 94 |
| | Quinnipiac | 94 |
| 5. | Monmouth | 66 |
| 6. | Marist | 59 |
| 7. | Fairfield | 50 |
| 8. | Manhattan | 46 |
| 9. | Niagara | 45 |
| 10. | Saint Peter's | 28 |
| 11. | Siena | 18 |

WHO'S BACK?

Iona returns just two performers from the 2017-18 MAAC Championship campaign: senior **Rickey McGill** and junior **E.J. Crawford**.
 The Maroon & Gold also return red shirt freshman **Andrija Ristanovic** who sat out the 2017-18 campaign with an injury.

WHAT'S NEW?

Nine new faces highlight the 2017-18 Iona men's basketball roster.
 Junior transfers **Asante Gist** (Eastern Kentucky) and **Isaiah Still** (Robert Morris) came to New Rochelle last season and sat out due to NCAA transfer regulations.
 Additional junior transfers **Tajuan Agee**, **Jahnathan Maxwell**, **Niksa Nikolic** and **Ben Perez** join the squad with two years of eligibility.
 True freshman and local product **Payton Hudson** joins **Ristanovic** making their collegiate debut.
 Junior **Isaiah Ross** transferred from UMKC and will sit out the 2018-19 campaign.

CLOSE SHAVES

After playing 14 games decided by five points or less last season (8-6), three of Iona's first six contests in 2018-19 have been (2-1) closely contested.
 The school record is 16 games, reached in 2012-13 and 2004-05.
 In 2014-15, the Gaels recorded an 11-4 mark in close games, earning the most wins in program history.
 Iona has recorded four seasons with 15 or more games decided by five or less points, three of them under head coach Tim Cluess, with a **27-21** mark.

20/20 VISION

With its win over Fairfield in the 2018 MAAC championship game, Iona recorded its ninth straight and 22nd all-time 20+ win seasons in the 76-year history of the program.
 It extended a program record for consecutive 20+ win seasons, surpassing the previous high of four straight from 1981-85.
 Tim Cluess is the only (of 12 all-time) head coach in program history to earn 20 wins in each of his first eight seasons in New Rochelle. He is also the Iona coach to boast more than four 20+ win seasons as the leader of the Maroon & Gold (Pat Kennedy, 4).

20+ WIN SEASONS

1949-50 (21), 1978-79 (23), 1979-80 (29), 1981-82 (24), 1982-83 (22), 1983-84 (23), 1984-85 (26), 1995-96 (21), 1996-97 (22), 1997-98 (27), 1999-00 (20), 2000-01 (22), 2005-06 (23), 2009-10 (21), 2010-11 (25), 2011-12 (25), 2012-13 (20), 2013-14 (22), 2014-15 (26), 2015-16 (22), 2016-17 (22), 2017-18 (20).

NINE STRAIGHT 20-WIN SEASONS

The Gaels continued their unprecedented run of 20-win seasons in MAAC history. The nine-year stretch more than doubles the previous MAAC mark of four set by the Maroon & Gold from 1981-85 and matched by La Salle (1986-90) and Siena (2006-10).
 In MAAC history, consecutive 20+ win streaks have happened only 17 times.
 Iona has recorded 19 of its 22 20+ win seasons as a member of the MAAC, the most of any league member. Siena has posted 12, Manhattan nine and Saint Peter's eight.

KING OF THE HILL, TOP OF THE LIST

No team among the 14 NYC Metropolitan Area Division I basketball programs within 30 miles of the center of NY College basketball, Madison Square Garden has won more games than Iona College in the last 23+ seasons (438; Hofstra #2, 402).
 Iona's 20 wins were the third most and .606 winning percentage was the fourth highest in 2017-18 in the Metro Area.
 Since head coach **Tim Cluess** took the reins in 2010-11, Iona's **184** wins and **.657** win percentage are also the best in both categories. (Seton Hall, 154 wins; Wagner, .586 win pct.)
 Since 1995-96, the Maroon & Gold hold the lead in wins (438), **36** more than Hofstra, **45** more than No. 3 Seton Hall and the top win percentage (**.592**).
 Iona's eight postseason appearances (five NCAA, two NIT, one CIT) since 2010-11 are the most during the time frame, **twice as many** as LIU Brooklyn (4 NCAA), Seton Hall (3 NCAA, 1 NIT) and St. John's (two NCAA, two NIT).

TOP NEW YORK METRO TEAMS (2010-18)*

| Team | 2010-2018 | | 1995-2018 | |
|--------------|---------------|-------------|----------------|-------------|
| | W-L | Pct | W-L | Pct. |
| IONA | 184-96 | .657 | 438-302 | .592 |
| Wagner | 150-106 | .586 | 353-338 | .511 |
| Seton Hall | 154-116 | .570 | 393-333 | .541 |
| LIU Brooklyn | 151-114 | .570 | 335-361 | .481 |
| N.J.I.T. | 131-123 | .516 | 283-369 | .434 |
| St. John's | 136-132 | .507 | 377-350 | .519 |

* - all teams with .500 or better record since 2010

ABOUT CONFERENCE TOURNAMENT TITLES

• Iona is one of four NCAA Division I programs to capture its last three straight conference tournament championships, joining Gonzaga (six straight), Kentucky (four straight) and South Dakota State (three straight).
 • Only eight programs have won at least four tournament titles in the last seven seasons. Iona's four during the time frame is only eclipsed by Gonzaga (7), New Mexico State (6) and San Diego State (5) while matching the mark of Harvard, Kentucky, Stephen F. Austin, and Texas Southern.

CONFERENCE TOURNAMENT TITLES

| School | Conf. | Last 7 Yrs | Consec. |
|------------------|-----------|------------|---------|
| Gonzaga | WCC | 6 | 6 |
| New Mexico St. | WAC | 6 | 2 |
| South Dakota St. | Summit | 5 | 3 |
| Iona | MAAC | 4 | 3 |
| Kentucky | SEC | 4 | 3 |
| S.F. Austin | Southland | 4 | 2 |
| Texas Southern | SWAC | 4 | 2 |
| Harvard | Ivy | 4 | 0 |

ABOUT NCAA TOURNAMENT APPEARANCES

• 37 of the 351 NCAA Division I programs have appeared in at least five of the last seven NCAA Tournaments. Only four of the 37 have come from mid-major conferences (Gonzaga [7], Iona [5], New Mexico State [6] and South Dakota State [5]).
 • 21 teams in the 2018 NCAA Tournament have also appeared in the 2016 and 2017 brackets, the last three-in-a-row. Only Gonzaga, Iona and South Dakota State can stake the claim among members of mid-major conferences.

MID-MAJOR PROGRAMS WITH FIVE NCAA APPEARANCES IN LAST SEVEN YEARS*

| School | Conf. | # |
|-------------------|--------|---|
| Gonzaga* | WCC | 7 |
| New Mexico St. | WAC | 6 |
| Iona* | MAAC | 5 |
| South Dakota St.* | Summit | 5 |

*- only mid-major programs to appear in 2016, 2017, 2018 tournaments

MILLENNIA MEN

• Senior **Rickey McGill** is poised to become the 40th player in Iona men's basketball history to record 1,000 career points this season.
 • He will be the 10th player under Tim Cluess to reach the mark and is currently 25 points shy.

1000 POINT SCORERS UNDER TIM CLUSS

| Rk* | Name | Points | Year Reached |
|-----|-------------------|--------|--------------|
| 3. | A.J. English | 2,004 | 2015 (3rd) |
| 8. | Sean Armand | 1,694 | 2013 (3rd) |
| 12. | Scott Machado | 1,613 | 2012 (3rd) |
| 15. | David Laury | 1,465 | 2015 (3rd) |
| 25. | Lamont Jones | 1,287 | 2013 (2nd) |
| 27. | Mike Glover | 1,286 | 2012 (2nd) |
| 30. | Schadrac Casimir | 1,112 | 2018 (3rd) |
| 33. | Jordan Washington | 1,070 | 2017 (2nd) |
| 36. | Isaiah Williams | 1,044 | 2016 (3rd) |

*- current Iona rank

BALANCED SCORING

• Eight different players recorded a single-game total of at least 19 points last season, tied with Grambling and New Mexico for most in the NCAA.
 • 17 teams in NCAA Division I had six players reaching the mark, all tied for second place.
 • The Gaels' seven players with 20 or points was

second in the NCAA, one less than Grambling and New Mexico, and tied with Gonzaga, Lehigh, Norfolk State, North Carolina State, and Winthrop.
 • In the MAAC, Marist, Monmouth, and Siena each had five players to reach 19 points.

MCGILL NAMED ALL-MAAC

• Senior **Rickey McGill** was the lone Iona selection to the 2017-18 All-MAAC team. He was named to the Second Team following a similar honor on the preseason squad.

ALL-MAAC FIRST TEAM SELECTION STREAK SNAPPED

• For the first time in the **Tim Cluess**-era, Iona enters the MAAC Championship without an All-MAAC First Team selection, snapping a stretch of seven straight seasons.
 • **Mike Glover** (2011,2012), **Scott Machado** (2011,2012), **Lamont Jones** (2013), **Sean Armand** (2014), **David Laury** (2015) and **A.J. English** (2014, 2014, 2016) and **Jordan Washington** (2017) each earned the honor under Cluess.
 • Last season, Iona tied the MAAC record for consecutive seasons with a player on the All-MAAC First Team.
 • Siena had seven straight from 2006-2012, Manhattan (2000-2005) and La Salle (1987-1992) recorded six straight and the Gaels (1997-2001) had five.

PLAYING WITH FIRE

• Iona played 10 games last season where it faced a double-digit deficit in the contest and erased the lead before the final buzzer.
 • After dropping its first two in the scenario (at Albany, vs. Coastal Carolina), Iona won six of its last eight, with both defeats coming at the hands of Canisius.
 • The Gaels are 6-4 when trailing by 10 or more in a contest and erasing the deficit.

COMING ALL THE WAY BACK

| Opponent | Largest Deficit | Dec | Margin |
|-------------------|-----------------|-----|--------|
| at Albany | -13 | L | -2 |
| vs. C. Carolina | -10 | L | -5 |
| at Ohio | -12 | W | +5 |
| FAIR. DICKINSON | -13 | W | +7 |
| at Canisius | -16 | L | -7 |
| SAINT PETER'S | -11 | W | +4 |
| SIENA | -12 | W | +2 |
| RIDER | -10 | W | +27 |
| CANISIUS | -11 | L | -2 |
| vs. Saint Peter's | -14 | W | +3 |

EFFICIENT, EFFECTIVE, AND FAST PACED

• Iona currently ranks No. 144 in the nation on Ken Pomeroy's Adjusted Offensive Efficiency (104.8) through six games, but have been a perennial top 80 team under **Tim Cluess**.
 • Offensive Efficiency is measured by calculating the amount of points a team would score in 100 possessions. Ken Pomeroy's formula adjusts for the quality of opposing defenses, the site of each game, and when each game was played.
 • Iona ranks No. 180 (51.0%) in Effective FG%.
 • EFG% adjusts for the fact that a three-point field goal is worth one more point than a two-point field goal.
 • The Gaels are also 18th "fastest pace" team in the country, averaging 74.3 possessions per game.

FUN WITH NUMBERS

Tim Cluess' record by month...

| Mo. | '11 | '12 | '13 | '14 | '15 | '16 | '17 | '18 | '19 | Total |
|------|-------|------|-------|-------|------|-------|-------|-------|-----|--------|
| N | 3-3 | 4-1 | 3-2 | 2-2 | 4-2 | 1-2 | 3-2 | 2-4 | 2-4 | 24-22 |
| D | 5-2 | 6-2 | 4-4 | 3-4 | 4-3 | 4-4 | 6-3 | 5-3 | | 38-25 |
| J | 5-4 | 7-2 | 7-2 | 7-2 | 8-1 | 6-3 | 6-3 | 6-2 | | 51-19 |
| F | 7-1 | 7-1 | 1-5 | 7-1 | 8-0 | 8-1 | 4-4 | 4-4 | | 46-17 |
| M | 5-2 | 1-2 | 5-1 | 3-2 | 2-3 | 3-1 | 3-1 | 3-1 | | 24-13 |
| Tot. | 25-12 | 25-8 | 20-14 | 22-10 | 26-9 | 22-11 | 22-13 | 20-14 | 2-4 | 184-96 |

All-Time Win-Loss Records

2,031 games played
 All-Time (1940-present) - 1,175-856 (.579)
 Home (1948-present) - 548-182 (.751)
 Away (1948-present) - 353-440 (.445)
 Neutral (1948-present) - 198-195 (.504)
 Overtime games (1947-present) - 58-54 (.518)
 Home, Away Neutral not available 1940-47

MAAC Records (1982-present)

608 games played
 MAAC All-Time - 376-232 (.618)
 MAAC Home - 212-86 (.711)
 MAAC Away - 155-144 (.518)
 MAAC Neutral - 9-2 (.818)
 MAAC Tournament - 53-26 (.667)

Hynes Athletics Center Records (1974-present)

543 games played
 Overall - 403-140 (.742)
 Non-Conference Games - 191-53 (.783)
 MAAC Games - 212-86 (.711)

INDIVIDUAL CAREER TOTALS

| Player | G | Pts | Reb | Asst | Blk | Stl |
|------------|-----|-----|-----|------|-----|-----|
| McGill | 105 | 991 | 338 | 430 | 21 | 150 |
| Crawford | 74 | 832 | 249 | 84 | 17 | 37 |
| Still | 66 | 828 | 276 | 111 | 16 | 54 |
| Ross | 66 | 636 | 163 | 51 | 1 | 33 |
| Gist | 43 | 615 | 112 | 146 | 1 | 40 |
| Perez | 30 | 99 | 25 | 9 | 5 | 11 |
| Agee | 6 | 61 | 35 | 5 | 2 | 6 |
| Nikolic | 6 | 34 | 16 | 3 | 2 | 3 |
| Ristanovic | 6 | 25 | 13 | 3 | 3 | 4 |
| Maxwell | 6 | 23 | 12 | 4 | 0 | 7 |
| Hudson | 3 | 0 | 1 | 1 | 0 | 2 |

TALE OF THE TAPE

| Iona | VCU | |
|-----------|------------------------|-----------|
| 2-3 | Record | 5-2 |
| 5-5 (L1) | Last 10 Games (Streak) | 5-2 (L1) |
| 300 / 183 | RP1* / KenPom | 60 / 119 |
| 77.3 | Scoring Offense | 67.7 |
| 83.2 | Scoring Defense | 63.1 |
| -5.8 | Scoring Margin | +4.6 |
| .440 | FG% | .408 |
| .316 | 3-pt FG% | .290 |
| .703 | FT% | .679 |
| .478 | Opponent FG% | .357 |
| .403 | Opponent 3-pt FG% | .243 |
| .744 | Opponent FT% | .693 |
| 31.7-39.0 | Rebounding Difference | 38.9-40.7 |
| -7.3 | Rebound Margin | -1.9 |
| 14.8 | Assists/game | 13.0 |
| 15.7 | Turnovers/game | 17.0 |
| 9.8 | Steals/game | 7.9 |
| 1.7 | Blocks/games | 4.4 |

*-from WarrenNolan.com (as of 11/30/18)

FOLLOW @ICGAELS

DOUBLE DIGIT DYNAMICS

| Games with: | 18-19 | 17-18 | Tot | Rec |
|---|-------|-------|-----|-------|
| at least 10 points | | | | |
| McGill | 6 | 24 | 48 | 30-18 |
| Crawford | 5 | 23 | 47 | 29-18 |
| Gist | 3 | 3 | 31 | 0-3 |
| Still | 2 | - | 41 | 0-2 |
| Perez | 2 | - | 4 | 1-1 |
| Agee | 3 | - | 3 | 2-1 |
| Nikolic | 1 | - | 1 | 0-1 |
| Ross | 0 | 19 | 31 | - |
| at least 20 points | | | | |
| Gist | 1 | 0 | 13 | 0-1 |
| Crawford | 1 | 4 | 6 | 3-3 |
| Agee | 1 | - | 1 | 0-1 |
| Still | 0 | - | 11 | - |
| McGill | 0 | 5 | 9 | 3-6 |
| Ross | 0 | 5 | 5 | - |
| at least 30 points | | | | |
| McGill | 0 | 1 | 1 | 0-1 |
| at least 40 points | | | | |
| McGill | 0 | 1 | 1 | 0-1 |
| at least 10 rebounds | | | | |
| Still | 0 | - | 2 | - |
| McGill | 0 | 1 | 1 | 1-0 |
| at least 10 assists | | | | |
| McGill | 0 | 1 | 4 | 3-1 |
| Double-Doubles | | | | |
| McGill | 0 | 2 | 4 | 3-1 |
| Still | 0 | - | 2 | - |
| Leading Scorer (including ties) | | | | |
| Crawford | 2 | 5 | 8 | 5-3 |
| Gist | 2 | - | 2 | 0-2 |
| Agee | 1 | - | 1 | 0-1 |
| McGill | 0 | 6 | 11 | 6-5 |
| Leading Rebounder (including ties) | | | | |
| Crawford | 2 | 4 | 7 | 4-3 |
| Still | 2 | - | 2 | 1-1 |
| McGill | 1 | 5 | 10 | 5-5 |
| Nikolic | 1 | - | 1 | 0-1 |
| Ristanovic | 1 | - | 1 | 0-1 |
| Maxwell | 1 | - | 1 | 0-1 |
| Leading Assists (including ties) | | | | |
| McGill | 6 | 22 | 53 | 30-23 |
| Crawford | 1 | 0 | 1 | 1-0 |

TEMPO, EFFICIENCY, EFG% UNDER CLUESS

| Year | Tempo | Rnk | OEff | Rnk | EFG% | Rnk |
|---------|-------|-----|-------|-----|------|-----|
| 2018-19 | 74.3 | 18 | 104.1 | 144 | 51.0 | 180 |
| 2017-18 | 70.7 | 56 | 110.3 | 80 | 54.1 | 56 |
| 2016-17 | 70.6 | 60 | 110.8 | 67 | 53.4 | 56 |
| 2015-16 | 72.6 | 31 | 109.4 | 85 | 53.8 | 33 |
| 2014-15 | 69.9 | 12 | 110.4 | 38 | 54.7 | 17 |
| 2013-14 | 69.9 | 34 | 118.1 | 7 | 57.4 | 3 |
| 2012-13 | 71.1 | 8 | 112.2 | 19 | 52.1 | 47 |
| 2011-12 | 70.7 | 20 | 112.9 | 17 | 56.5 | 4 |
| 2010-11 | 69.3 | 49 | 111.9 | 27 | 54.4 | 9 |

HIGH SCORING AFFAIRS

- Iona has reached 100 points **16** times in seven-plus seasons under head coach Tim Cluess, including a single-season program record four times in 2011-12.
- Iona is **12-4** under Cluess and **52-6** all-time when scoring 100 or more.
- The Gaels scored 90 or more points **58** times in **270** games under Cluess and are **47-11**.
- Iona is **112-30** when reaching at least 80 points under Cluess.

THIRD TO 100

- Iona head coach Tim Cluess became the third head coach in MAAC history to record 100 regular season wins with the Gaels' win at Marist Feb. 17.
- Cluess joined Joe Mihalich (Niagara) seasons and Jimmy Patsos (Loyola/Siena) in the century club.
- Cluess was also the fastest of the trio to reach the mark (131 games) with Mihalich becoming the first in 159 games and Patsos the second in 188 games.

MAAC REGULAR SEASON WINS LEADERBOARD

| Coach | Team | Wins | Years |
|----------------|----------------------|------|-------|
| Joe Mihalich | Niagara | 166 | 15 |
| Jimmy Patsos | Loyola/Siena | 132 | 14 |
| Tim Cluess | Iona | 112 | 8 |
| John Dunne | Saint Peter's/Marist | 92 | 13 |
| Jeff Ruland | Iona | 89 | 9 |
| Bobby Gonzalez | Manhattan | 85 | 7 |

CLUESS RANKS SECOND ALL-TIME IN WINS

- With Iona's win in the 2016 MAAC Championship over Monmouth, head coach **Tim Cluess** became No. 2 on Iona's all-time coaching wins list, surpassing Goal Club Hall of Famer **Jeff Ruland's** mark of 139 over nine seasons.
- Cluess has led Iona to **112 MAAC regular season wins** through eight seasons, **the third most in conference history** behind former Siena/Loyola head coach Jimmy Patsos (132 in 14 seasons) and former Niagara skipper Joe Mihalich (166 in 15 seasons).

IONA'S ALL-TIME COACHING LIST (BY WINS)

| Coach | Years | W | L | PCT |
|-------------------|-----------------------|------------|-----------|-------------|
| Jim McDermott | 1948-73 (25) | 319 | 253 | .558 |
| TIM CLUESS | 2010-PRES (7+) | 184 | 95 | .659 |
| Jeff Ruland | 1998-07 (9) | 139 | 135 | .507 |
| Pat Kennedy | 1980-86 (6) | 124 | 60 | .674 |
| Jim Valvano | 1975-80 (5) | 95 | 46 | .674 |
| Gary Brokaw | 1986-91 (5) | 72 | 74 | .493 |
| Tim Welsh | 1995-98 (3) | 70 | 22 | .761 |
| Br. Arthur Loftus | 1941-42, 46 (3) | 50 | 18 | .735 |
| Jerry Welsh | 1991-95 (4) | 47 | 63 | .427 |
| Kevin Willard | 2007-10 (3) | 45 | 49 | .479 |
| Gene Roberti | 1973-75 (2) | 15 | 32 | .319 |
| Pete Caruso | 1947 (1) | 15 | 8 | .652 |

LET IT RAIN

- Since 2000-01, Iona has produced **129** games with 10 or more three-point field goals. Five came in the seven seasons under head coach **Jeff Ruland** and seven came with **Kevin Willard** at the helm (three years).
- Under **Tim Cluess**, Iona has posted **117** games (22 in 2013-14, 18 in 2014-15, 15 in 2015-16, 20 in 2016-17) with double-digit trifectas including 14 last season.
- The Gaels shattered a school record with 24 3FG on Nov. 26 vs. Delaware State, beating the previous mark of 18, reached twice (at Albany, Nov. 23, 2010; vs. Liberty, Dec. 18, 2012).
- The Maroon & Gold set its No. 2 total of 20 3FG made in an 82-68 win at Holy Cross on Dec. 19, 2017. The first 10 field goals made in the contest were from distance as the team set a first half program record with 12 in the win.
- Iona's top 25 three-point field goal efforts have come with Cluess as head coach.
- Against Liberty, Iona's 41 three-point attempts set a new standard. No. 2 was 40 vs. Fairfield this season and No. 3 came in a 24-for-39 effort vs. Delaware State.
- Through **six games** this season, Iona has made a three-pointer in **336** straight and **782** out of its last **784** games. The school record is 385 straight from Jan. 5, 1994 - Dec. 16, 2006.
- The Gaels have failed to hit a three-pointer in just 18 of their **1,013** games played since the line was adopted for the 1986-87 season.

SERIES SUCCESS

- Iona has lost only two MAAC regular season series in eight years under head coach Tim Cluess.
- The Gaels have won 35 series and tied 31 since the 2010-11 season.
- Prior to Monmouth snapping the streak last year in 2016-17, the last time Iona went 0-2 against a MAAC opponent in the regular season was vs. eventual MAAC champion Siena in 2009-10.

Year Series W-L-T 0-1 Rec (1st game Losses)

| | | | |
|----------|-------|-----|---------------------|
| 2010-11 | 4-0-5 | 2-0 | SIE, FFD |
| 2011-12 | 6-0-3 | 1-0 | MAN^ |
| 2012-13 | 2-0-7 | 2-0 | SPU, RID |
| 2013-14 | 7-0-3 | 2-0 | QUI, CAN^ |
| 2014-15 | 7-0-3 | 1-0 | MON |
| 2015-16 | 6-0-4 | 1-0 | MON^, SIE^ |
| 2016-17 | 3-1-6 | 3-1 | FFD, MON, NIA^, QUI |
| 2017-18* | 5-1-4 | 0-1 | CAN |

*-two one-game series wins

WIDE MARGINS

- The Gaels are **105-30** in games decided by 10 or more points since head coach **Tim Cluess** took the reins in 2010-11.
- After winning 81 of the first 99 double-digit decisions in his first six seasons (.818), Iona is 24-12 (.667) since 2016-17.
- During the MAAC regular season, the program is **66-5 (.929)** in MAAC regular season games decided by 10 or more points under Cluess.
- In 12 seasons as an NCAA head coach, Cluess has lost just 14 games by 15 or more points.
- Iona's 126-76 win over Delaware State was the second 50+ point victory in program history and first since the 1967-68 (46 years) campaign.
- In his 12+ seasons as an NCAA coach, Cluess has mentored his team to a **167-32** mark in 10+ point contests.

RICHIE GUERIN'S #14 HANGS IN THE RAFTERS

- Iona honored the legacy of **Richie Guerin '54** by retiring his number 14 on Jan. 31, 2014 the first ever in school history.
- Guerin is an Iona College Goal Club (1983), Marine Corps Sports (2004), and Naismith Memorial Basketball Hall of Fame (2013) inductee who starred for the Maroon & Gold from 1951-1954.
- He rewrote the basketball record books at Iona, scoring 1,375 points and graduated as the leading scorer in school history.
- A two-time All-Metropolitan selection with the Gaels, he scored a then school-record 40 points against John Carroll in 1954 and was the first Gael to score 40 or more points in a game.
- Following his playing days at Iona, Guerin played with the National Basketball Association's New York Knicks from 1956-1963 and was a player-coach of the St. Louis/Atlanta Hawks franchise for nine years.
- In 13 years as a professional player, Guerin accumulated 14,676 points (17.3 per game), 4,278 rebounds (5.1 per game), and 4,211 assists (5.0 per game) over 848 games.

GAEL GREATS

In addition to Naismith Hall of Famer **Richie Guerin '54**, here are additional significant names in Iona basketball history:

- **Jim Valvano** - legendary head coach at Iona from 1975-80 who "Dared To Dream" to win a national championship with the Gaels and finally did in 1983, albeit with North Carolina State. Succumbed to cancer in 1993 eight weeks after an impassioned speech at the ESPY Awards that year which in which he announced creation of The V Foundation for Cancer Research and its motto, "Don't Give Up... Don't Ever Give Up."
- **Jeff Ruland '91** - All-American during his time at Iona and, two-time NBA All-Star with the Washington Bullets, Philadelphia 76ers and Detroit Pistons. Following his career, returned to Iona and served as head coach from 1998-2007 where he won three MAAC Championships.
- **Pat Kennedy** - head coach from 1980-86. Went on to coach at Florida State, DePaul, Montana, and Towson following a highly successful tenure in New Rochelle. He was most recently head coach at Div. II Pace University in Pleasantville, NY, located 19 miles North of Iona.
- **Warren Isaac '65** - Iona's only 50-point scorer, Isaac played six seasons in Europe following his tenure at Iona. A New York City school legend, Isaac started for Power Memorial paving the way for NBA Hall of Famer Kareem Abdul-Jabbar a 1965 graduate of the high school.
- **Tim Welsh** - head coach from 1995-98 who went on to coach in the Big East with Providence for 10 seasons. Currently an ESPN college basketball analyst. Holds the highest career winning percentage ever at Iona.
- **Kevin Willard** - Iona coach from 2007-10, now head coach at Big East's Seton Hall. Helped turn around a program which won two games in the season prior to his arrival to 20 wins in his final season in Maroon & Gold.
- **Steve Burt '84 & Steve Burt '06** - All-time NCAA father/son scoring leaders, both netting over 2,000 career points. Burt, the father, had a four-season NBA career and most notably appeared

off the bench for the Phoenix Suns in the 1992 NBA Playoffs. He was inducted into the prestigious NYC Basketball Hall of Fame this past fall. Burt, the son, continues to play professionally in Europe.

- **Sean Green '91** - Played 84 NBA games over three seasons for the Indiana Pacers, Philadelphia 76ers and Utah Jazz from 1991-94. Currently a high school basketball coach in Southern California.
- **Scott Machado '12** - The last Gael to appear in an NBA game. Machado played in regular season NBA contests in 2012-13 with the Houston Rockets and postseason with the Golden State Warriors. The MAAC & Iona's all-time assist leader. He currently plays professionally in the NBA G-League.
- **Bob Santini '53** - Iona's first NBA player, appeared in four games with the New York Knicks in 1955-56.

NOTABLE ALUMNI (ATHLETICS/POP CULTURE)

- **Ignacio Maganto** - was selected by the LA Galaxy with the 21st pick in the first round of the 2015 MLS SuperDraft, the first Major League Soccer draft pick in Iona history. Maganto scored his first MLS goal with the Galaxy in the spring of 2015.
- **Jason Motte** - Major League Baseball relief pitcher recorded the final out of the 2011 World Series with the world champion St. Louis Cardinals. Has also appeared in Major League games with the Chicago Cubs, Colorado Rockies and Atlanta Braves.
- **Dennis Leonard** - Kansas City Royals Hall of Famer and 12-year MLB veteran who won 20 games on three occasions from 1977-80. He was inducted in May 2015 into the New York Baseball Hall of Fame.
- **Mariano Rivera III '15** - Earned his degree in May 2015 and was selected in the fourth round by the Washington Nationals.
- **Jared Finkel** - Drafted by the Minnesota Twins in 2017, was a Midwest League (Class A) All-Star in 2018 for the Cedar Rapidsernels.
- **Don McLean** - Singer-songwriter noted most famous for his 1971 single "American Pie".
- **Kyle Flood '93** - Former head football coach at Rutgers University.
- **Brendan Malone '62** - Current Detroit Pistons assistant coach.

MAROON & GOLD ON FACEBOOK AND TWITTER

Follow Iona Athletics on Facebook and Twitter by following @ICGaels and receive immediate updates on the Gaels. The men's basketball program can be found at @IonaGaelsMBB.



MAAC LEADERBOARD (as of 11/29/18)

TEAM RANKINGS

| | | |
|------------------------|------------|------------|
| Scoring Offense | 2nd | 77.3 |
| Scoring Defense | 11th | 83.2 |
| Scoring Margin | 4th | -5.8 |
| Free Throw Pct | 5th | .703 |
| Field Goal Percentages | 5th | .440 |
| Field Goal Pct Defense | 8th | .478 |
| 3-Point Fg Pct | 6th | .316 |
| 3-Point Fg Pct Defense | 9th | .403 |
| Rebounding Offense | 8th | 31.7 |
| Rebounding Defense | 7th | 39.0 |
| Rebounding Margin | 9th | -7.3 |
| Blocked Shots | 8th | 1.7 |
| Assists | 2nd | 14.8 |
| STEALS | 1ST | 9.8 |
| Turnover Margin | 3rd | +2.67 |
| Assist/Turnover Ratio | 4th | 1.0 |
| Offensive Rebounds | 7th | 9.2 |
| Defensive Rebounds | 7th | 22.5 |
| Defensive Reb Pct. | 9th | .659 |
| Offensive Reb Pct. | 7th | .251 |
| 3-Point Fg Made | 6th | 8.2 |

INDIVIDUAL RANKINGS

| | | |
|---------------------------|------------|-------------|
| Tajuan Agee | | |
| Scoring | 23rd | 10.2 |
| Rebounding | 7th | 5.8 |
| Field Goal Pct | 10th | .476 |
| Defensive Rebounds | 7th | 4.7 |
| E.J. Crawford | | |
| Scoring | 9th | 14.8 |
| Rebounding | 17th | 4.8 |
| Field Goal Pct | 14th | .448 |
| Free Throw Pct | 6th | .800 |
| Minutes Played | 8th | 32.8 |
| Asante Gist | | |
| Scoring | 17th | 12.2 |
| Free Throw Pct | 13th | .739 |
| Steals | 14th | 1.3 |
| Minutes Played | 18th | 29.3 |
| Rickey McGill | | |
| Scoring | 13th | 13.3 |
| Field Goal Pct | 15th | .442 |
| Assists | 2nd | 6.5 |
| Free Throw Pct | 7th | .788 |
| Steals | 2nd | 2.3 |
| Assist/Turnover Ratio | 3rd | 2.1 |
| MINUTES PLAYED | 1ST | 36.5 |
| Niksa Nikolic | | |
| Offensive Rebounds | 13th | 1.7 |
| Andrija Ristanovic | | |
| 3-Point Fg Pct | 7th | .462 |
| Blocked Shots | 11th | 0.5 |
| Isaiah Still | | |
| Steals | 8th | 1.5 |

Spotlight on the Newcomers

TAJUAN AGEE

Tajuan Agee, a 6-8 forward, comes to New Rochelle after two strong years at Tyler JC in Tyler, TX. Agee appeared in 62 games over two seasons, scoring 508 points and grabbing 330 rebounds. As a sophomore in 2017-18, he posted 10.1 points, 6.2 rebounds and 1.7 assists per game. Agee's Tyler squad earned the No. 17 seed in the NJCAA Division I Championship, following a Region XIV Championship run.

Agee played scholastically for Hyde Park High School near Lakeshore Drive in Southeast Chicago. He earned All-State and All-City honors as a senior, averaging 20 points and 12 rebounds per game. Growing up, Agee played the guard position until his junior year of high school.

ASANTE GIST

Asante Gist, a 5-11 guard, enrolled at Iona for the spring 2018 semester and will be eligible to compete following the completion of the Gaels' first semester in December. Gist was one of the leaders of the EKU backcourt in a season and a half, he posted 542 points (14.6 ppg) including a freshman program record 494 as a rookie in 2016-17. In 31 contests in his first season, Gist averaged 15.9 points and 3.8 assists and connected on 64 three-point field goal attempts. As a sophomore he appeared in six contests prior to transferring to Iona.

Gist played for legendary coach Bob Hurley Sr. at St. Anthony High School in Newark, NJ and was selected to play in the prestigious Jordan Brand Classic Regional Game at the Barclays Center in Brooklyn, NY. Gist was the first player to win the New Jersey Tournament of Champions with two different teams, with the 32-0 St. Anthony squad as a senior in 2016 and as a freshman with Roselle Catholic.

PAYTON HUDSON

Payton Hudson, a 6-0 guard, played scholastically in 2018-19 for Our Savior Lutheran School in the Bronx.

He previously played two varsity seasons at Archbishop Stepinac in White Plains, N.Y. As a junior in 2016-17, Hudson averaged 8.5 points and 2.2 assists as the team's sixth man. The Crusaders finished with an 18-11 overall mark. Hudson scored 11 points in the team's final contest in heartbreaking CSHAA semifinal defeat to Molloy. Hudson connected on 85 three point field goals at a 37% clip in 53 games over two seasons at Stepinac including a team-best 53 as a junior. On February 10, 2017, he tied a school record with 10 trifectas made vs. Bishop Scanlan.

JAHNATHAN MAXWELL

Jahnathan Maxwell, a 6-8 forward, played his sophomore campaign at Odessa College in west Texas for current Iona assistant coach Tra Arnold. He averaged 8.4 points and 4.7 rebounds and helped the Wranglers to the No. 7 seed in the NJCAA Division I Championship after missing the first 16 games of the season due to injury. The Region V finalist squad fell to eventual national runner up Southern Idaho in the first round. Maxwell played 21 games for Southwest Tennessee CC in Memphis, leading the Saluqi to 19 wins with a 9.0 ppg and 5.8 rpg average. In 40 games over two seasons, he shot 50.0% from the field and 36.4% from beyond the arc.

Prior to his junior college stint, Maxwell played for Genesis Academy in Lynchburg, VA. Following his senior season, he played for the U.S. All-Stars in the Capital Classic, in a game that pitted Washington metropolitan area's top seniors against other all-stars from across the country. In the contest he was teammates with St. John's standout Shamorie Ponds and former Arizona star and current Toronto Raptors signee Rawle Alkins.

NIKSA NIKOLIC

Niksa Nikolic, a 6-8 forward, played two seasons at Southeastern CC in West Burlington, IA. He appeared in 59 games averaging 6.0 points and 5.3 rebounds per game while shooting 56.0 percent from the field. Nikolic helped turn around a program that was winless in conference play as a freshman, to a 22-win sophomore campaign that saw the Blackhawks advance to the NJCAA Region XI Semifinals.

Nikolic played scholastically at Prva Sportska Košarkaška Gimnazija-Koledž Beograd a boarding school in Zeleznik, a suburb of Belgrade. The school name is roughly translated to The First Sports Basketball High School-College Belgrade.

BEN PEREZ

Ben Perez, a 6-3 guard, spent a successful season at South Plains in Levelland, TX in 2017-18. Perez averaged 9.9 points, 3.6 rebounds, and 1.9 assists and connected on 73 three-point field goals in 35 games as a sophomore. He shot 41.7% from distance. The former San Diego State University recruited walk-on appeared in 25 games for the Aztecs before transferring to South Plains to gain experience and exposure for an eventual return to NCAA Division I. He was described as arguably SDSU's top-three point shooter under former coach Steve Fisher.

Perez was initially recruited out of high school by the Gaels after a season at Air Force Prep Academy in Colorado Springs, CO, and San Marcos High School where he led his team in scoring his final two years. He was an All-CIF first team selection following his last season at San Marcos.

ISAIAH ROSS

Isaiah Ross, a 6-4 guard, appeared in 66 games with 27 starts and averaged 9.6 points, 2.5 rebounds and 1.3 three-point field goals per game over two seasons with the University of Missouri-Kansas City of the Western Athletic Conference (WAC). As a sophomore he ranked No. 2 on the team in scoring with a team best 70 three-pointers made and a 77.9% free throw percentage. He was fourth on the team and led all UMKC freshmen in scoring (8.0 ppg) and second with 64 3FG.

Ross his final scholastic season at Hillcrest Prep in Arizona where he teamed with current Phoenix Suns center DeAndre Ayton and Sacramento Kings forward Marvin Bagley III in 2015-16. He was a four-year standout at Davenport West High School in Iowa. Where he averaged 17 points per game as a senior.

ISAIAH STILL

Isaiah Still, a 6-6 wing, joined the program for the fall 2017 semester and sat out last season due to NCAA Transfer regulations. After two seasons at Robert Morris, the Northern New Jersey native returns to the metropolitan area to play for the Gaels. Still appeared in 60 games and scored 775 points over two seasons with the Colonials. He was the team's leading scorer as a sophomore averaging 15.7 points per game, earning All-NEC Second Team honors. As a freshman he posted 9.9 points and was named to the NEC All-Rookie team. During his tenure in Moon Township, Still averaged 12.9 points, 4.2 rebounds, and 1.7 assists.

Prior to Robert Morris, he attended Union Catholic High School, earning NJ.com All-Non-Public Third Team honors while averaging 19.6 points, 7.2 rebounds and 1.7 steals per game as a senior.

Iona College Notes of Interest

- Founded in 1940, Iona College is a private Catholic liberal arts college of approximately 3,800 undergraduate and graduate students, with professional and pre-professional programs in business as well as arts & sciences.
- Located in New Rochelle, N.Y., 20 minutes northwest of Midtown Manhattan, and also offers graduate programs in Rockland County, N.Y., and Manhattan.
- College President, Dr. Joseph Nyre (pronounced "Nire"), is first president who is not a member of the Congregation of Christian Brothers and began in July 2011.
- Iona courses are taught by talented faculty and attended by those who qualify, regardless of their economic standing. Iona held down tuition increases and increased scholarship aid this year, making the actual cost of attendance for those starting this year lower than the previous year.
- Tradition: Irish Pipe Band plays on campus on first day of school to greet the freshman class and on the last day of class in spring. The Pipers have regularly been among the top college bands in NYC's annual St. Patrick's Day Parade
- A "hot" school -- three of the largest freshman classes in the last decade started this the last three years.



President Joseph (Joe) Nyre, Ph.D.

- In his eighth year as President of Iona College: Young, energetic, passionate President
- First President to not be a Christian Brother
- He and his young family live on campus and are present at basketball games, sporting events and campus events.
- Focused on building Iona's future: academic distinction, athletic distinction, affordability and value proposition
- He is a psychologist who studied at
 - University of Wisconsin-Lacrosse (which honored him in spring 2014 as a distinguished alumnus)
 - University of Missouri
 - University of Kansas
 - Harvard Medical School
- Taught at (NCAA Division I Institutions):
 - University of Kansas
 - Baylor University
 - Harvard Medical School
 - Univ. of Illinois-Chicago College of Medicine
- Naval Veteran
- First-generation college student
- Widely published

Since arriving in 2011, Dr. Nyre and his administration have been recognized for accomplishments — among them:

- Initiating, completing and implementing a comprehensive five-year strategic plan: Advancing our Legacy and Defining Our Future, to advance academic and student distinction, improve the campus infrastructure, increase resources for students and faculty, and promote the Iona story.
- Smallest combined tuition and room/board increases in a decade each of the last two years.
- Increased support for student financial aid, resulting in a declining net cost of attendance and top 100 national ranking (87) for return on investment (ROI).
- Launched new student academic support programs, a student success center, and new academic programs,
- Improved faculty offices and launched new faculty recognition and development programs.
- Substantially grew the College's endowment and annual fund raising.
- Developed and executed a residential housing strategy that included adding over 350 campus beds in less than 14 months.
- Grew campus land holdings by approximately 20 percent.



What Is A Gael?

The symbol of Iona College's athletic teams is the popular Gael. A Gael is anyone of Irish-Gaelic ancestry, consistent with the Irish tradition of Iona. The College was founded in 1940 by the Congregation of Christian Brothers, commonly known as the Irish Christian Brothers.

The Gael, which is depicted as a spunky character, provides Iona with a nickname consistent with the school motto, *certa bonum certamen*, ("fight the good fight") and personifies strength..



IONA COLLEGE



Tim CLUESS

Head Coach

Hofstra '83 - Ninth Season

THE CLUESS FILE

| | |
|----------------------|--|
| Year at Iona: | Eighth Season |
| Birth Date: | March 9, 1959 |
| Age: | 59 |
| Hometown: | West Hempstead, N.Y. |
| Wife: | Karen |
| Children: | Kevin (22), T.J. (20) |
| High School: | St. Agnes HS Rockville Centre, N.Y. |
| College: | BA, Hofstra University, 1983 |

ATHLETIC PLAYING BACKGROUND

St. Agnes High School
Rockville Centre, N.Y.

St. John's University
Jamaica, N.Y.

Hofstra University
Hempstead, N.Y.

Professional Basketball
Europe and Australia

BASKETBALL COACHING EXPERIENCE

1991-2005
Head Coach
St. Mary's High School, Manhasset, NY

2005-2006
Head Coach
Suffolk Community College

2006-2010
Head Coach
Long Island University - C.W. Post

2010-present
Head Coach
Iona College

AWARDS/ACCOLADES AT IONA

MAAC Regular Season Championships
2011-12, 2013-14, 2014-15

MAAC Tournament Championships
2013, 2016, 2017, 2018

MAAC Coach of the Year
2013-14

NCAA Championship Appearances
2012, 2013, 2016, 2017, 2018

NIT Appearances
2014, 20150

- Tim Cluess was named 12th head coach of the Iona College men's basketball program on April 8, 2010 and returns for his ninth season with the Gaels.
- Came to New Rochelle with an impressive 20-year coaching resume after spending four seasons as head coach at LIU Post in Brookville, NY.
- One thing can be said, he is a winner. After spending 14 years as head coach at St. Mary's High School in Manhasset, NY, he spent the five years prior to arriving at Iona in the college ranks at Suffolk Community College and LIU Post.
- He amassed a 120-33 record and had unprecedented success at both schools.
- When combining his high school record, Cluess has won nearly 75 percent of his games coached.
- Has led the Gaels to 20+ wins in each of his first eight seasons in New Rochelle, the only coach in school history to accomplish the feat. The Gaels won 25 games in three of them.
- Iona has appeared in eight straight postseason tournaments including a Collegen Insider.com Postseason Tournament championship game appearance in 2011, the NCAA First Round in 2012 with the MAAC's second ever at-large bid into the NCAA Tournament, the 2013 NCAA Second Round, the 2014 and 2015 National Invitation Tournaments before returning to the 2016, 2017 and 2018 NCAA Tournaments.

- The Gaels were crowned MAAC Tournament Champions in 2013, 2016, 2017 and 2018 and MAAC Regular Season Champions in 2012, 2014 and 15. The Cluess-led program set a school record with 17 conference wins in 2013-14 and 2014-15.
- Cluess was named MAAC Coach of the Year following the 2013-14 campaign.
- Under Cluess, Iona has consistently been among the top scoring teams in the nation. The Gaels finished 13th in 2010-11, first in both 2011-12 and 2012-13, fourth in 2013-14, fifth in 2014-15 and 27th in 2015-16 and Top 50 in 2016-17 and 2017-18.
- In each of his eight seasons at Iona, the team's scoring averages rank in the Top 12 in school history including a school record 83.6 points per game during the 2013-14 season.

IONA SCORING UNDER TIM CLUESS

| Year | PPG | NCAA Rank | Iona Rank |
|---------|------|-----------|-----------|
| 2010-11 | 79.0 | 13th | 12th |
| 2011-12 | 82.9 | 1st | 3rd |
| 2012-13 | 80.4 | 1st | 6th |
| 2013-14 | 83.6 | 4th | 1st |
| 2014-15 | 79.5 | 5th | 11th |
| 2015-16 | 79.6 | 27th | 10th |
| 2016-17 | 80.4 | 33rd | 5th |
| 2017-18 | 79.8 | 45th | 8th |

- In addition to being the 2011-12 and 2012-13 NCAA scoring champions, the Gaels were NCAA statistical champs in total three-point field goals made in 2014-15 (344), three-point field goals per game (10.2/g) in 2013-14 and assists per game (19.3/g) in 2011-12.
- Other Top 10 NCAA statistical marks include fourth in assists in 2010-11 (17.4/g), second in assist-to-turnover ratio (1.54:1) and third in field

goal percentage (50.8%) in 2011-12, second in free throw percentage (78.1%) in 2012-13 and third in assists (17.5/g), fourth in assist-to-turnover ratio (1.65:1) in 2013-14 and fourth in scoring (79.5/g), fifth in 3FG per game (9.8/g) and seventh in assists (16.4/g) in 2014-15.

NCAA TOP 10 STATISTICS UNDER CLUESS

| Year | PPG | NCAA Rank | Stat |
|---------|------------------|-----------|--------|
| 2016-17 | 3FG made | 12th | 332 |
| 2015-16 | 3FG per game | 10th | 9.9 |
| 2014-15 | 3FG made | 1st | 344 |
| | Scoring | 4th | 79.5 |
| | 3FG per game | 5th | 9.8 |
| | Assists per game | 7th | 16.4 |
| 2013-14 | 3FG per game | 1st | 10.2 |
| | Assists per game | 3rd | 17.5 |
| | Ast/TO ratio | 4th | 1.65:1 |
| 2012-13 | Scoring | 1st | 80.4 |
| | FT Percentage | 2nd | .781 |
| 2011-12 | Scoring | 1st | 82.9 |
| | Assists per game | 1st | 19.3 |
| | Ast/TO ratio | 2nd | 1.54:1 |
| | FG Percentage | 3rd | .508 |
| 2010-11 | Assists per game | 4th | 17.4 |

- Cluess has mentored three MAAC Players of the Year and two Haggerty Award Winners **Scott Machado** (2012), **Lamont Jones** (2013) and **David Laury** (2015) earned the MAAC's top honor while Machado and Jones also were the fifth and sixth players in Iona basketball history to earned the New York Metropolitan Area's Player of the Year honor.
- Iona has seen nine different student-athletes earn 18 All-MAAC honors including 11 on the first team. Jones (2013), Machado (2011, 2012), Laury (2015), **Mike Glover** (2011, 2012), **Sean Armand** (2014), **A.J. English** (2014, 2015, 2016), and **Jordan Washington** (2017) have all been All-MAAC First Team performers in seven seasons under head coach Tim Cluess. The first six Gaels were also All-Met First Team performers.

ALL-MAAC/ALL-MET HISTORY UNDER CLUESS

| Year | Player | All-MAAC | All-Met |
|---------|-------------------|----------|---------|
| 2010-11 | Mike Glover | 1st | 1st |
| | Scott Machado | 1st | 1st |
| 2011-12 | Mike Glover | 1st | 1st |
| | Scott Machado | 1st* | 1st* |
| | Lamont Jones | 2nd | 3rd |
| 2012-13 | Lamont Jones | 1st* | 1st* |
| | Sean Armand | 2nd | 1st |
| | David Laury | 3rd | |
| 2013-14 | Sean Armand | 1st | 1st |
| | A.J. English | 1st | 2nd |
| | David Laury | 2nd | 3rd |
| 2014-15 | A.J. English | 1st | 1st |
| | David Laury | 1st | 1st |
| | Schadrac Casimir | 2nd | |
| 2015-16 | A.J. English | 1st | 1st |
| | Jordan Washington | 2nd | 3rd |
| 2016-17 | Jordan Washington | 1st | 1st |
| 2017-18 | Rickey McGill | 2nd | 2nd |

* - Player of the Year

• Iona has reached the semifinal round of the MAAC Championship in each of the last eight seasons, the longest stretch in school history and tied for longest in league history. The Gaels six straight championship game appearances from 2013-18 is a MAAC record.

• Through eight seasons at Iona, Cluess ranks No. 2 on Iona's all time wins list behind a Goal Club Hall of Famers **Jim McDermott** and ahead of three others in **Jeff Ruland**, **Pat Kennedy** and **Jim Valvano**.

IONA'S ALL-TIME COACHING LIST (BY WINS)

| Coach | Years | W | L | PCT |
|-------------------|-----------------------|------------|-----------|-------------|
| Jim McDermott | 1948-73 (25) | 319 | 253 | .558 |
| TIM CLUESS | 2010-PRES (7+) | 184 | 96 | .657 |
| Jeff Ruland | 1998-07 (9) | 139 | 135 | .507 |
| Pat Kennedy | 1980-86 (6) | 124 | 60 | .674 |
| Jim Valvano | 1975-80 (5) | 95 | 46 | .674 |
| Gary Brokaw | 1986-91 (5) | 72 | 74 | .493 |
| Tim Welsh | 1995-98 (3) | 70 | 22 | .761 |
| Br. Arthur Loftus | 1941-42, 46 (3) | 50 | 18 | .735 |
| Jerry Welsh | 1991-95 (4) | 47 | 63 | .427 |
| Kevin Willard | 2007-10 (3) | 45 | 49 | .479 |
| Gene Roberti | 1973-75 (2) | 15 | 32 | .319 |
| Pete Caruso | 1947 (1) | 15 | 8 | .652 |

• The Gaels have also won more games than any other team in the NY Metropolitan area with Cluess at the helm. Iona's 182 wins from 2010-2018 are 33 more than Seton Hall, the No. 2 team on the list among the 15 Division I programs located less than 30 miles from the center of NY college basketball Madison Square Garden.

TOP NEW YORK METRO TEAMS (2010-18)*

| Team | 2010-2018 | | 1995-2018 | |
|--------------|---------------|-------------|----------------|-------------|
| | W-L | Pct | W-L | Pct |
| IONA | 184-96 | .657 | 438-302 | .592 |
| Wagner | 150-106 | .586 | 353-338 | .511 |
| Seton Hall | 154-116 | .570 | 393-333 | .541 |
| LIU Brooklyn | 151-114 | .570 | 335-361 | .481 |
| N.J.I.T. | 131-123 | .516 | 283-369 | .434 |
| St. John's | 136-132 | .507 | 377-350 | .519 |

* - all teams with .500 or better record since 2010

• **Scott Machado**, who was also coached by Cluess during his freshman season at St. Mary's High School, appeared in six regular season games in the

NBA with the Houston Rockets and five postseason games with the Golden State Warriors in 2012-13.

• Machado is one of several Iona Gaels to have played for Cluess to continue their playing careers in the professional ranks including: **Sean Armand, Vangelis Bebis, Taylor Bessick, Tre Bowman, Sam Cassell Jr., Randy Dezouvre, TK Edogi, A.J. English, Mike Glover, Jayon James, Ra'Shad James, Lamont Jones, David Laury, Zach Lewis, Deyshonne Much, Ibn Muhammad, Chris Pelcher, TaaJ Ridley, Alejandro Rodriguez, Aaron Rountree, Jon Severe, Jan Svandrlík, Jordan Washington, and Isaiah Williams.**

• Prior to Iona, Cluess' LIU Post Pioneers earned a 23-6 overall record in his last season, earning victories in 19 of their last 21 contests. The squad earned its fourth straight berth in the East Coast Conference championship game. Cluess was named the ECC Co-Coach of the Year for the third straight time.

• In 2008-09, LIU Post had its finest season in history, setting a school record with 30 victories. Standing among the top 10 teams in the nation from January through March in 2009, the Pioneers were ranked as high as No. 2 that year.

• The squad posted an undefeated regular season, winning all 24 games for the first time in school history. LIU Post won its second straight ECC regular season and tournament championship titles and defeated Bentley in overtime in front of thousands on their home court to win the NCAA East Region Championship title and advance to the Elite Eight Tournament in Springfield, Mass.

• For his outstanding efforts, Cluess was named the Basketball Times Division II Co-Coach of the Year as well as Metropolitan Basketball Writers Association Division II Coach of the Year for the second straight season.

• The 2007-08 season saw Cluess' squad post a 26-5 overall record, including an 18-2 clip in the conference. LIU Post claimed its first regular season and conference titles since the 2003-04 season with a 60-57 win to advance to the NCAA Northeast Regional at Bentley College. He was voted the ECC Coach of the Year by his peers, and was named the MWBA Division II Coach of the Year.

• In 2006-07, his first year at the helm, Cluess guided the Pioneers to a 19-11 record and an appearance in the ECC Championship game.

He improved the team's win total by six from the season before he took over the program.

• Cluess was named the eighth head men's basketball coach in the 50-year history of the Pioneers' program in April of 2006, after spending the 2005-06 campaign as the head men's basketball coach at Suffolk Community College in Brentwood, NY. He led a team of eight players to a 22-10 record overall, as well as a Region XV championship and a fourth-place finish in the NJCAA Division III Tournament. The trip to the national tournament was the first in the Longhorns' history, and Cluess was tabbed the District 5 Coach of the Year.

• Prior to his ascent to the college ranks, Cluess was a standout head coach at St. Mary's High School in Manhasset, NY from 1991-05, where the Gaels went a remarkable 264-78 (.772) during his tenure.

• St. Mary's won a record eight consecutive Nassau-Suffolk CHSAA league championships from 1997-98 to 2004-05. In that final season with Cluess as their mentor, the Gaels went 25-1 and finished the season ranked in the Top 20 nationally after holding the No. 1 ranking for eight weeks of the campaign.

• Cluess helped develop more than 50 players who moved on to the collegiate and professional ranks at St. Mary's including former North Carolina standout and current San Antonio Spur Danny Green.

• He won four state titles and two Federation championships at the Manhasset school. Cluess was a seven-time coach of the year in the high school ranks and earned tournament wins in national tournaments such as the Beach Ball Classic and the Las Vegas Prep Classic.

• Cluess played professional basketball in Europe and Australia after a collegiate career at both St. John's and Hofstra.

• He attended St. John's from 1978-81, before completing his coursework at Hofstra from 1982-83.

• Cluess holds a bachelor's degree in Accounting from Hofstra and currently resides in Floral Park, N.Y. with his wife, Karen, and their two children – Kevin, 22 and T.J., 20.

TIM CLUESS HEAD COACHING RECORD

| Year | School | W-L | Home W-L | Conf. W-L | Conf. Tourney | Postseason |
|--------------------------|---------------|----------------|---------------|---------------|---------------|-----------------------|
| 1991-05 | St. Mary's HS | 265-78 | | | | |
| 2005-06 | Suffolk CC | 22-10 | | | | NJCAA D-III |
| 2006-07 | C.W. Post | 19-11 | 12-3 | 13-7 (3rd) | Final | |
| 2007-08 | C.W. Post | 26-5 | 14-1 | 18-2 (1st) | CHAMPION | NCAA D-II NE Regional |
| 2008-09 | C.W. Post | 30-1 | 15-0 | 18-0 (1st) | CHAMPION | NCAA D-II Elite Eight |
| 2009-10 | C.W. Post | 23-6 | 15-0 | 18-3 (1st) | Final | |
| 2010-11 | Iona | 25-12 | 12-3 | 13-5 (2nd) | Final | CIT Final |
| 2011-12 | Iona | 25-8 | 10-1 | 15-3 (1st) | Semifinal | NCAA First Round |
| 2012-13 | Iona | 20-14 | 11-1 | 11-7 (4th) | CHAMPION | NCAA Second Round |
| 2013-14 | Iona | 22-11 | 11-2 | 17-3 (1st) | Final | NIT First Round |
| 2014-15 | Iona | 26-9 | 13-0 | 17-3 (1st) | Final | NIT First Round |
| 2015-16 | Iona | 22-11 | 11-2 | 16-4 (2nd) | CHAMPION | NCAA First Round |
| 2016-17 | Iona | 22-13 | 8-4 | 12-8 (T-3rd) | CHAMPION | NCAA First Round |
| 2017-18 | Iona | 20-14 | 8-3 | 11-7 (4th) | CHAMPION | NCAA First Round |
| 2018-19 | Iona | 2-4 | 1-0 | 0-0 | | |
| Head Coach, Iona (9th) | | 184-96 (.657) | 85-16 (.842) | 112-40 (.737) | | |
| Head Coach, NCAA (13th) | | 282-119 (.703) | 141-20 (.876) | 179-52 (.775) | | |
| Career Head Coach (28th) | | 569-207 (.733) | | | | |

Gaels By The Numbers...

112

MAAC wins for head coach Tim Cluess, third most in league history (behind Joe Mihalich and Jimmy Patsos)

282

Career NCAA wins for head coach Tim Cluess in 11+ seasons at D-I & D-II level an average of 23.4 wins per season

11

MAAC Championships won by Iona men's basketball, most in league history. Four won by head coach Tim Cluess.

14

Games with 10 or more three-point field goals in 2017-18 (20 in 2016-17)

93-22

Record when hitting 10 or more three-pointers (18-2 in 2016-17; 10-4 in 2017-18)

91-74

Record when hitting less than 10 three-pointers (4-11 in 2016-17, 10-10 in 2017-18)

83.5

No. 2 in MAAC points per game for Iona in 2017-18 regular season play

32.3%

% of MAAC games decided by 5 points or less in 17-18. (4th highest in NCAA; Ivy: 37.5%)

9.5

3-point field goals per game in 2017-18 No. 1 in the MAAC (Canisius, 2nd, 9.2/g)

61-7

When holding opponents under 40% shooting all-time under Cluess

86-11

When holding opponents 70 or less points under Cluess).

12-7

When shooting 45.0% or higher in a game in 2017-18 (17-3 in 2016-17)

.738

MAAC No.1 free throw percentage (led league with 77.0% in 2016-17, second highest single-season at Iona)

11-1

Iona's record under head coach Tim Cluess in the MAAC Championship at the Times Union Center (15-4 overall at TUC).

2

Number of MAAC regular season series lost by Iona under Tim Cluess. Gaels just lost second series to Canisius on Jan. 21.

4-2

Tim Cluess record vs. MAC
Wins: Buffalo (2011), W. Michigan (2011), Ohio (2016, 2017)
Losses: Kent State (2010), Akron (2015)

70.4

Average possessions per game in MAAC contests played in 2017-18, the sixth highest average in NCAA (ACC, #26, 67.2)

8

Players with a single-game of 20 or more points, **tied for most in NCAA last year.** (Citadel, Grambling, New Mexico, Penn, Savannah St.)

2018-19 Superlatives

| Individual Superlatives | IONA HIGHS | OPPONENT HIGHS |
|-------------------------|--|---|
| Points, Game: | 23, Tajuan Agee, at Ohio (11/27/18) | 26, John Carroll, vs. Hartford (11/21/18) |
| Points, 1st Half: | 13, Asante Gist, at New Mexico (11/13/18) | 15, 2x (Alpha Diallo), at Providence (11/24/18) |
| Points, 2nd Half: | 13, 3x (Tajuan Agee), at Ohio (11/27/18) | 15, George Blagojevic, vs. Hartford (11/21/18) |
| Points, Overtime: | | |
| Field Goals Made: | 8, 3x (Tajuan Agee), at Ohio (11/27/18) | 8, 7x (Carter, Kirk), at Ohio (11/27/18) |
| Field Goals Attempted: | 18, E.J. Crawford, at Providence (11/24/18) | 18, 2x (Teyvion Kirk), at Ohio (11/27/18) |
| FG Pct. (min. 10 att.): | 75.0% (8-12), E.J. Crawford, vs. Hartford (11/21/18) | 66.7% (8-12), A.J. Reeves, at Providence (11/24/18) |
| FG Pct. (min. 5 att.): | 100% (7-7), Niksa Nikolic, at Providence (11/24/18) | 80.0% (4-5), Nate Watson, at Providence (11/24/18) |
| 3-Point FG Made: | 4, Ben Perez, at New Mexico (11/13/18) | 5, Ahmad Clark, vs. Albany (11/9/18) |
| 3-Point FG Attempted: | 7, 2x (E.J. Crawford), at Providence (11/24/18) | 8, 2x (Jackson, Mathis), at New Mexico (11/13/18) |
| 3-FG% (4 att.): | 75.0% (3-4), Andrija Ristanovic, vs. Hartford (11/21/18) | 71.4% (5-7), Ahmad Clark, vs. Albany (11/9/18) |
| Free Throws Made: | 10, E.J. Crawford, at New Mexico (11/13/18) | 8, 3x (John Carroll), vs. Hartford (11/21/18) |
| Free Throws Attempted: | 14, E.J. Crawford, at New Mexico (11/13/18) | 11, Corey Manigault, at New Mexico (11/13/18) |
| FT% (10 att.): | 71.4% (10-14), E.J. Crawford, at New Mexico (11/13/18) | 80.0% (8-10), John Carroll, vs. Hartford (11/21/18) |
| FT% (7 att.): | 100% (8-8), Isaiah Still, vs. Long Beach (11/19/18) | 88.9% (8-9), Devonte Campbell, vs. Albany (11/9/18) |
| Rebounds: | 9, 2x (E.J. Crawford), at Ohio (11/27/18) | 12, Vance Jackson, at New Mexico (11/13/18) |
| Off. Rebounds: | 4, Niksa Nikolic, at Providence (11/24/18) | 5, Doug Taylor, at Ohio (11/27/18) |
| Def. Rebounds: | 9, Tajuan Agee, vs. Hartford (11/21/18) | 10, 2x (KJ Byers), vs. Long Beach (11/19/18) |
| Assists: | 9, Rickey McGill, vs. Albany (11/9/18) | 7, Deishaun Booker, vs. Long Beach (11/19/18) |
| Turnovers: | 5, 2x (Rickey McGill), at Providence (11/24/18) | 7, Deishaun Booker, vs. Long Beach (11/19/18) |
| Blocks: | 1, 10x (Agee, Ristanovic), at Ohio (11/27/18) | 2, 3x (Doug Taylor), at Ohio (11/27/18) |
| Steals: | 5, Isaiah Still, at New Mexico (11/13/18) | 3, KJ Byers, vs. Long Beach (11/19/18) |
| Minutes Played: | 38, 3x (three with), at Providence (11/24/18) | 40, J.R. Lynch, vs. Hartford (11/21/18) |

| Team Superlatives | IONA HIGH | IONA LOW | OPPONENT HIGH | OPPONENT LOW |
|----------------------|-----------------------|------------------------|-----------------------|------------------------|
| Points | 86, vs. Long Beach | 65, at Ohio | 91, at Providence | 68, vs. Albany |
| Points (1st Half) | 40, vs. Long Beach | 26, vs. Albany | 48, at Providence | 30, vs. Albany |
| Points (2nd Half) | 47, at Providence | 28, at Ohio | 51, at New Mexico | 38, vs. Albany |
| Victory Margin | 5, vs. Hartford | 4, vs. Albany | 24, at Ohio | 1, vs. Long Beach |
| Field Goals Made | 29, at Providence | 21, at Ohio | 35, at Ohio | 21, vs. Albany |
| Field Goals Att. | 65, at Ohio | 49, vs. Hartford | 73, at Ohio | 53, at New Mexico |
| Field Goal Pct. | 57.1%, vs. Hartford | 32.3%, at Ohio | 55.6%, vs. Long Beach | 36.2%, vs. Albany |
| First Half FG% | 57.7%, vs. Hartford | 36.4%, vs. Long Beach | 54.5%, at Providence | 26.3%, vs. Hartford |
| Second Half FG% | 56.5%, vs. Hartford | 24.1%, at Ohio | 60.7%, vs. Long Beach | 39.3%, vs. Albany |
| 3-Pt FG Made | 10, vs. Long Beach | 6, 2x (at Providence) | 12, at New Mexico | 5, vs. Hartford |
| 3-Pt FG Attempted | 33, at Ohio | 20, 2x (at Providence) | 30, at New Mexico | 17, vs. Long Beach |
| 3-Pt FG% | 45.0%, vs. Hartford | 24.0%, vs. Albany | 58.8%, vs. Long Beach | 26.3%, vs. Hartford |
| Free Throws Made | 26, at New Mexico | 14, at Ohio | 24, at New Mexico | 12, at Ohio |
| Free Throws Att. | 36, at New Mexico | 18, at Providence | 38, at New Mexico | 16, vs. Albany |
| Free Throw % | 82.1%, vs. Long Beach | 58.3%, at Ohio | 93.8%, vs. Albany | 63.2%, at New Mexico |
| Offensive Rebounds | 13, at Ohio | 4, vs. Hartford | 16, at Ohio | 9, 3x (vs. Hartford) |
| Defensive Rebounds | 26, at Ohio | 17, vs. Long Beach | 37, at Ohio | 21, 2x (at Providence) |
| Rebounds | 39, at Ohio | 26, vs. Hartford | 53, at Ohio | 30, vs. Hartford |
| Assists | 16, 3x (at Ohio) | 11, vs. Long Beach | 23, at Ohio | 10, vs. Albany |
| Turnovers | 17, 2x (at Ohio) | 13, vs. Albany | 25, vs. Long Beach | 12, at Providence |
| Steals | 14, vs. Long Beach | 6, 2x (at Providence) | 7, at New Mexico | 0, vs. Albany |
| Blocked Shots | 3, at New Mexico | 0, at Providence | 6, at Providence | 0, 2x (vs. Hartford) |
| Possessions | 82, at New Mexico | 71, vs. Hartford | 82, at New Mexico | 71, vs. Hartford |
| Double Digit Scorers | 5, at New Mexico | 2, at Ohio | 5, 2x (at Ohio) | 3, vs. Albany |

Career Statistics For Current Players

Agee, Tajuan

| Season | gp-gs | min/avg | Total | | 3-Point | | F-Throws | | Rebounds | | | | Scoring | | | | | | | |
|---------|-------|----------|--------|------|---------|------|----------|------|----------|-----|-----|-----|---------|----|-----|----|-----|-----|-----|------|
| | | | fg-fga | pct | fg-fga | pct | ft-fa | pct | off | def | tot | avg | pf | fo | ast | to | blk | stl | pts | avg |
| 2018-19 | 6-4 | 117/19.5 | 20-42 | .476 | 4-12 | .333 | 17-26 | .654 | 7 | 28 | 35 | 5.8 | 21 | 2 | 5 | 11 | 2 | 6 | 61 | 10.2 |
| TOTAL | 6-4 | 117/19.5 | 20-42 | .476 | 4-12 | .333 | 17-26 | .654 | 7 | 28 | 35 | 5.8 | 21 | 2 | 5 | 11 | 2 | 6 | 61 | 10.2 |

Crawford, E.J.

| Season | gp-gs | min/avg | Total | | 3-Point | | F-Throws | | Rebounds | | | | Scoring | | | | | | | |
|---------|-------|-----------|---------|------|---------|------|----------|------|----------|-----|-----|-----|---------|----|-----|----|-----|-----|-----|------|
| | | | fg-fga | pct | fg-fga | pct | ft-fa | pct | off | def | tot | avg | pf | fo | ast | to | blk | stl | pts | avg |
| 2016-17 | 35-30 | 874/25.0 | 110-243 | .453 | 56-125 | .448 | 53-68 | .779 | 19 | 88 | 107 | 3.1 | 74 | 2 | 39 | 31 | 7 | 13 | 329 | 9.4 |
| 2017-18 | 33-29 | 884/26.8 | 146-317 | .461 | 50-148 | .338 | 72-90 | .800 | 17 | 96 | 113 | 3.4 | 59 | 1 | 36 | 33 | 9 | 19 | 414 | 12.5 |
| 2018-19 | 6-6 | 197/32.8 | 30-67 | .448 | 5-21 | .238 | 24-30 | .800 | 8 | 21 | 29 | 4.8 | 15 | 0 | 9 | 16 | 1 | 5 | 89 | 14.8 |
| TOTAL | 74-65 | 1955/26.4 | 286-627 | .456 | 111-294 | .378 | 149-188 | .793 | 44 | 205 | 249 | 3.4 | 148 | 3 | 84 | 80 | 17 | 37 | 832 | 11.2 |

Gist, Asante

| Season | gp-gs | min/avg | Total | | 3-Point | | F-Throws | | Rebounds | | | | Scoring | | | | | | | |
|----------|-------|-----------|---------|------|---------|------|----------|------|----------|-----|-----|-----|---------|----|-----|-----|-----|-----|-----|------|
| | | | fg-fga | pct | fg-fga | pct | ft-fa | pct | off | def | tot | avg | pf | fo | ast | to | blk | stl | pts | avg |
| 2016-17* | 31-29 | 986/31.8 | 158-422 | .374 | 64-189 | .339 | 114-155 | .735 | 10 | 69 | 79 | 2.5 | 96 | 4 | 118 | 105 | 1 | 29 | 494 | 15.9 |
| 2017-18* | 6-5 | 165/27.5 | 17-44 | .386 | 7-18 | .389 | 7-15 | .467 | 1 | 17 | 18 | 3.0 | 16 | 0 | 16 | 11 | 0 | 3 | 48 | 8.0 |
| 2018-19 | 6-6 | 176/29.3 | 23-60 | .383 | 10-34 | .294 | 17-23 | .739 | 3 | 12 | 15 | 2.5 | 14 | 0 | 12 | 11 | 0 | 8 | 73 | 12.2 |
| TOTAL | 6-6 | 176/29.3 | 23-60 | .383 | 10-34 | .294 | 17-23 | .739 | 3 | 12 | 15 | 2.5 | 14 | 0 | 12 | 11 | 0 | 8 | 73 | 12.2 |
| All* | 43-40 | 1327/30.9 | 198-526 | .376 | 81-241 | .336 | 138-193 | .715 | 14 | 98 | 112 | 2.6 | 126 | 4 | 146 | 127 | 1 | 40 | 615 | 14.3 |

* Statistics from prior team/school

Hudson, Payton

| Season | gp-gs | min/avg | Total | | 3-Point | | F-Throws | | Rebounds | | | | Scoring | | | | | | | |
|---------|-------|---------|--------|------|---------|------|----------|------|----------|-----|-----|-----|---------|----|-----|----|-----|-----|-----|-----|
| | | | fg-fga | pct | fg-fga | pct | ft-fa | pct | off | def | tot | avg | pf | fo | ast | to | blk | stl | pts | avg |
| 2018-19 | 3-0 | 17/5.7 | 0-2 | .000 | 0-1 | .000 | 0-0 | .000 | 0 | 1 | 1 | 0.3 | 1 | 0 | 1 | 1 | 0 | 2 | 0 | 0.0 |
| TOTAL | 3-0 | 17/5.7 | 0-2 | .000 | 0-1 | .000 | 0-0 | .000 | 0 | 1 | 1 | 0.3 | 1 | 0 | 1 | 1 | 0 | 2 | 0 | 0.0 |

Maxwell, Jahathan

| Season | gp-gs | min/avg | Total | | 3-Point | | F-Throws | | Rebounds | | | | Scoring | | | | | | | |
|---------|-------|---------|--------|------|---------|------|----------|-------|----------|-----|-----|-----|---------|----|-----|----|-----|-----|-----|-----|
| | | | fg-fga | pct | fg-fga | pct | ft-fa | pct | off | def | tot | avg | pf | fo | ast | to | blk | stl | pts | avg |
| 2018-19 | 6-0 | 66/11.0 | 10-20 | .500 | 2-10 | .200 | 1-1 | 1.000 | 5 | 7 | 12 | 2.0 | 14 | 1 | 4 | 3 | 0 | 7 | 23 | 3.8 |
| TOTAL | 6-0 | 66/11.0 | 10-20 | .500 | 2-10 | .200 | 1-1 | 1.000 | 5 | 7 | 12 | 2.0 | 14 | 1 | 4 | 3 | 0 | 7 | 23 | 3.8 |

McGill, Rickey

| Season | gp-gs | min/avg | Total | | 3-Point | | F-Throws | | Rebounds | | | | Scoring | | | | | | | |
|---------|--------|-----------|---------|------|---------|------|----------|------|----------|-----|-----|-----|---------|----|-----|-----|-----|-----|-----|------|
| | | | fg-fga | pct | fg-fga | pct | ft-fa | pct | off | def | tot | avg | pf | fo | ast | to | blk | stl | pts | avg |
| 2015-16 | 30-0 | 316/10.5 | 35-75 | .467 | 7-25 | .280 | 8-11 | .727 | 5 | 39 | 44 | 1.5 | 35 | 0 | 22 | 19 | 2 | 22 | 85 | 2.8 |
| 2016-17 | 35-35 | 1122/32.1 | 132-278 | .475 | 27-80 | .338 | 78-99 | .788 | 28 | 106 | 134 | 3.8 | 88 | 2 | 180 | 70 | 15 | 62 | 369 | 10.5 |
| 2017-18 | 34-33 | 1146/33.7 | 163-363 | .449 | 51-133 | .383 | 80-114 | .702 | 24 | 113 | 137 | 4.0 | 71 | 1 | 189 | 94 | 4 | 52 | 457 | 13.4 |
| 2018-19 | 6-6 | 219/36.5 | 23-52 | .442 | 8-22 | .364 | 26-33 | .788 | 3 | 20 | 23 | 3.8 | 19 | 0 | 39 | 19 | 0 | 14 | 80 | 13.3 |
| TOTAL | 105-74 | 2803/26.7 | 353-768 | .460 | 93-260 | .358 | 192-257 | .747 | 60 | 278 | 338 | 3.2 | 213 | 3 | 430 | 202 | 21 | 150 | 991 | 9.4 |

Nikolic, Niksa

| Season | gp-gs | min/avg | Total | | 3-Point | | F-Throws | | Rebounds | | | | Scoring | | | | | | | |
|---------|-------|---------|--------|------|---------|------|----------|------|----------|-----|-----|-----|---------|----|-----|----|-----|-----|-----|-----|
| | | | fg-fga | pct | fg-fga | pct | ft-fa | pct | off | def | tot | avg | pf | fo | ast | to | blk | stl | pts | avg |
| 2018-19 | 6-3 | 97/16.2 | 16-24 | .667 | 0-0 | .000 | 2-7 | .286 | 10 | 6 | 16 | 2.7 | 10 | 0 | 3 | 7 | 2 | 3 | 34 | 5.7 |
| TOTAL | 6-3 | 97/16.2 | 16-24 | .667 | 0-0 | .000 | 2-7 | .286 | 10 | 6 | 16 | 2.7 | 10 | 0 | 3 | 7 | 2 | 3 | 34 | 5.7 |

Career Statistics For Current Players

Perez, Ben

| Season | gp-gs | min/avg | Total | | 3-Point | | F-Throws | | Rebounds | | | | Scoring | | | | | | | |
|----------|-------|----------|--------|------|---------|------|----------|------|----------|-----|-----|-----|---------|----|-----|----|-----|-----|-----|-----|
| | | | fg-fga | pct | fg-fga | pct | ft-fta | pct | off | def | tot | avg | pf | fo | ast | to | blk | stl | pts | avg |
| 2015-16* | 25-0 | 249/10.0 | 27-80 | .338 | 16-60 | .267 | 3-4 | .750 | 6 | 14 | 20 | 0.8 | 17 | 0 | 5 | 10 | 5 | 10 | 73 | 2.9 |
| 2018-19 | 5-0 | 88/17.6 | 9-25 | .360 | 7-18 | .389 | 1-2 | .500 | 1 | 4 | 5 | 1.0 | 7 | 0 | 4 | 1 | 0 | 1 | 26 | 5.2 |
| TOTAL | 5-0 | 88/17.6 | 9-25 | .360 | 7-18 | .389 | 1-2 | .500 | 1 | 4 | 5 | 1.0 | 7 | 0 | 4 | 1 | 0 | 1 | 26 | 5.2 |
| All* | 30-0 | 337/11.2 | 36-105 | .343 | 23-78 | .295 | 4-6 | .667 | 7 | 18 | 25 | 0.8 | 24 | 0 | 9 | 11 | 5 | 11 | 99 | 3.3 |

* Statistics from prior team/school

Rhem, Malik

Ristanovic, Andrija

| Season | gp-gs | min/avg | Total | | 3-Point | | F-Throws | | Rebounds | | | | Scoring | | | | | | | |
|---------|-------|---------|--------|------|---------|------|----------|-------|----------|-----|-----|-----|---------|----|-----|----|-----|-----|-----|-----|
| | | | fg-fga | pct | fg-fga | pct | ft-fta | pct | off | def | tot | avg | pf | fo | ast | to | blk | stl | pts | avg |
| 2018-19 | 6-0 | 69/11.5 | 8-17 | .471 | 6-13 | .462 | 3-3 | 1.000 | 2 | 11 | 13 | 2.2 | 8 | 0 | 3 | 5 | 3 | 4 | 25 | 4.2 |
| TOTAL | 6-0 | 69/11.5 | 8-17 | .471 | 6-13 | .462 | 3-3 | 1.000 | 2 | 11 | 13 | 2.2 | 8 | 0 | 3 | 5 | 3 | 4 | 25 | 4.2 |

Still, Isaiah

| Season | gp-gs | min/avg | Total | | 3-Point | | F-Throws | | Rebounds | | | | Scoring | | | | | | | |
|----------|-------|-----------|---------|------|---------|------|----------|------|----------|-----|-----|-----|---------|----|-----|-----|-----|-----|-----|------|
| | | | fg-fga | pct | fg-fga | pct | ft-fta | pct | off | def | tot | avg | pf | fo | ast | to | blk | stl | pts | avg |
| 2015-16* | 29-23 | 880/30.3 | 84-238 | .353 | 31-107 | .290 | 88-128 | .688 | 18 | 91 | 109 | 3.8 | 66 | 0 | 47 | 50 | 7 | 17 | 287 | 9.9 |
| 2016-17* | 31-31 | 1011/32.6 | 152-396 | .384 | 60-184 | .326 | 124-197 | .629 | 31 | 113 | 144 | 4.6 | 65 | 1 | 55 | 70 | 7 | 28 | 488 | 15.7 |
| 2018-19 | 6-5 | 155/25.8 | 14-39 | .359 | 7-24 | .292 | 18-30 | .600 | 6 | 17 | 23 | 3.8 | 14 | 0 | 9 | 16 | 2 | 9 | 53 | 8.8 |
| TOTAL | 6-5 | 155/25.8 | 14-39 | .359 | 7-24 | .292 | 18-30 | .600 | 6 | 17 | 23 | 3.8 | 14 | 0 | 9 | 16 | 2 | 9 | 53 | 8.8 |
| All* | 66-59 | 2046/31.0 | 250-673 | .371 | 98-315 | .311 | 230-355 | .648 | 55 | 221 | 276 | 4.2 | 145 | 1 | 111 | 136 | 16 | 54 | 828 | 12.5 |

2018-19 Starting Lineups (Three combinations in 2018-19)

| Opponent | F | F | G | G | G | Record |
|----------------------|---------|-------|----------|------|--------|--------|
| ALBANY | Agee | Still | Crawford | Gist | McGill | - |
| at New Mexico | Agee | Still | Crawford | Gist | McGill | - |
| vs. Long Beach State | Agee | Still | Crawford | Gist | McGill | 1-2 |
| vs. Hartford | Nikolic | Still | Crawford | Gist | McGill | - |
| at Providence | Nikolic | Still | Crawford | Gist | McGill | 1-1 |
| at Ohio | Nikolic | Agee | Crawford | Gist | McGill | 0-1 |
| at VCU | | | | | | |
| vs. Columbia | | | | | | |
| vs. Princeton | | | | | | |
| at Yale | | | | | | |
| HOLY CROSS | | | | | | |
| MONMOUTH | | | | | | |
| FAIRFIELD | | | | | | |
| at Niagara | | | | | | |
| at Canisius | | | | | | |
| MARIST | | | | | | |
| at Monmouth | | | | | | |
| RIDER | | | | | | |
| at Fairfield | | | | | | |
| at Marist | | | | | | |
| SIENA | | | | | | |
| QUINNIPIAC | | | | | | |
| NIAGARA | | | | | | |
| at Siena | | | | | | |
| SAINT PETER'S | | | | | | |
| at Quinnipiac | | | | | | |
| CANISIUS | | | | | | |
| at Rider | | | | | | |

Season/Career Highs

#0 - RICKEY MCGILL

| Season High | | Career High |
|---------------------------|-------------|--------------------------|
| 16, at Ohio (11/27/18) | Points | 40, at RID (2/25/18) |
| 6, at Ohio (11/27/18) | Rebounds | 12, vs. FDU (12/2/17) |
| 5, 2x (at PROV, 11/24/18) | Field Goals | 12, at RID (2/25/18) |
| 3, at Ohio (11/27/18) | 3-Pt. FG | 5, 3x (at RID, 2/25/18) |
| 7, at NM (11/13/18) | Free Throws | 11, at RID (2/25/18) |
| 9, vs. ALB (11/9/18) | Assists | 12, vs. CAN (1/21/18) |
| 0 | Blocks | 2, vs. MON (2/8/18) |
| 4, at Ohio (11/27/18) | Steals | 5, vs. MAN (3/3/18) |
| 38, at PROV (11/24/18) | Minutes | 41, 2x (at SIE, 2/12/18) |

#1 - ISAIHAH STILL

| Season High | | Career High |
|----------------------------|-------------|--------------------------|
| 16, vs. LB (11/19/18) | Points | 28, vs. SHU (2/5/17) |
| 8, 2x (at NM, 11/13/18) | Rebounds | 11, vs. LIU (3/1/17) |
| 5, at NM (11/13/18) | Field Goals | 10, at DEP (11/13/16) |
| 2, 3x (vs. HART, 11/21/18) | 3-Pt. FG | 6, vs. SHU (2/5/17) |
| 8, vs. LB (11/19/18) | Free Throws | 9, 2x (at CCSU, 2/18/17) |
| 3, vs. LB (11/19/18) | Assists | 6, vs. SFU (1/12/17) |
| 1, 2x (at NM, 11/13/18) | Blocks | 1, 16x (at NM, 11/13/18) |
| 5, at NM (11/13/18) | Steals | 5, at NM (11/13/18) |
| 32, vs. LB (11/19/18) | Minutes | 42, at SFU (1/27/17) |

#2 - E.J. CRAWFORD

| Season High | | Career High |
|---------------------------|-------------|-----------------------------|
| 21, at PROV (11/24/18) | Points | 26, vs. FFD (1/29/18) |
| 9, at Ohio (11/27/18) | Rebounds | 9, at Ohio (11/27/18) |
| 8, 2x (at PROV, 11/24/18) | Field Goals | 9, vs. FFD (1/29/18) |
| 3, at PROV (11/24/18) | 3-Pt. FG | 4, 2x (at MAR, 2/4/18) |
| 10, at NM (11/13/18) | Free Throws | 10, at NM (11/13/18) |
| 5, vs. HART (11/21/18) | Assists | 5, vs. HART (11/21/18) |
| 1, vs. HART (11/21/18) | Blocks | 1, 10x (vs. HART, 11/21/18) |
| 2, vs. LB (11/19/18) | Steals | 3, vs. MAN (2/23/18) |
| 38, at PROV (11/24/18) | Minutes | 40, vs. FFD (1/29/18) |

#3 - ASANTE GIST

| Season High | | Career High |
|---------------------------|-------------|--------------------------|
| 20, at PROV (11/24/18) | Points | 28, at BEL (2/16/17) |
| 5, at PROV (11/24/18) | Rebounds | 7, vs. IUPUI (11/11/16) |
| 6, 2x (at PROV, 11/24/18) | Field Goals | 10, at BEL (2/16/17) |
| 3, 2x (vs. LB, 11/19/18) | 3-Pt. FG | 6, vs. PEAY (2/1/17) |
| 7, at PROV (11/24/18) | Free Throws | 16, vs. IUPUI (11/11/16) |
| 4, at Ohio (11/27/18) | Assists | 6, at NSU (12/19/16) |
| 0 | Blocks | 1, vs. WISE (12/28/16) |
| 4, vs. LB (11/19/18) | Steals | 4, vs. LB (11/19/18) |
| 38, at PROV (11/24/18) | Minutes | 43, vs. PEAY (2/1/17) |

#5 - BEN PEREZ

| Season High | | Career High |
|--------------------------|-------------|---------------------------|
| 12, at NM (11/13/18) | Points | 12, at NM (11/13/18) |
| 3, vs. ALB (11/9/18) | Rebounds | 3, 3x (vs. ALB, 12/10/15) |
| 4, 2x (at NM, 11/13/18) | Field Goals | 4, 4x (at NM, 12/10/15) |
| 4, at NM (11/13/18) | 3-Pt. FG | 4, at NM (11/13/18) |
| 0 | Free Throws | 2, vs. ILL ST (11/13/15) |
| 3, vs. LB (11/19/18) | Assists | 3, vs. LB (11/19/18) |
| 0 | Blocks | 1, 5x (vs. UNLV, 3/5/16) |
| 1, vs. LB (11/19/18) | Steals | 2, 3x (vs. IPFW, 3/15/16) |
| 24, 2x (at NM, 11/13/18) | Minutes | 24, 2x (at NM, 11/13/18) |

#10 - ANDRIJA RISTANOVIC

| Season High | | Career High |
|----------------------------|-------------|----------------------------|
| 9, vs. HART (11/21/18) | Points | 9, vs. HART (11/21/18) |
| 4, vs. LB (11/19/18) | Rebounds | 4, vs. LB (11/19/18) |
| 3, vs. HART (11/21/18) | Field Goals | 3, vs. HART (11/21/18) |
| 3, vs. HART (11/21/18) | 3-Pt. FG | 3, vs. HART (11/21/18) |
| 2, vs. LB (11/19/18) | Free Throws | 2, vs. LB (11/19/18) |
| 1, 3x (vs. HART, 11/21/18) | Assists | 1, 3x (vs. HART, 11/21/18) |
| 1, 3x (at Ohio, 11/27/18) | Blocks | 1, 3x (at Ohio, 11/27/18) |
| 2, vs. ALB (11/9/18) | Steals | 2, vs. ALB (11/9/18) |
| 17, vs. ALB (11/9/18) | Minutes | 17, vs. ALB (11/9/18) |

#12 - TAJUAN AGEE

| Season High | | Career High |
|---------------------------|-------------|---------------------------|
| 23, at Ohio (11/27/18) | Points | 23, at Ohio (11/27/18) |
| 9, vs. HART (11/21/18) | Rebounds | 9, vs. HART (11/21/18) |
| 8, at Ohio (11/27/18) | Field Goals | 8, at Ohio (11/27/18) |
| 3, at Ohio (11/27/18) | 3-Pt. FG | 3, at Ohio (11/27/18) |
| 4, 3x (at Ohio, 11/27/18) | Free Throws | 4, 3x (at Ohio, 11/27/18) |
| 3, at PROV (11/24/18) | Assists | 3, at PROV (11/24/18) |
| 1, 2x (at Ohio, 11/27/18) | Blocks | 1, 2x (at Ohio, 11/27/18) |
| 3, vs. ALB (11/9/18) | Steals | 3, vs. ALB (11/9/18) |
| 29, at Ohio (11/27/18) | Minutes | 29, at Ohio (11/27/18) |

#13 - JAHNATHAN MAXWELL

| Season High | | Career High |
|----------------------------|-------------|----------------------------|
| 9, vs. LB (11/19/18) | Points | 9, vs. LB (11/19/18) |
| 4, 3x (at Ohio, 11/27/18) | Rebounds | 4, 3x (at Ohio, 11/27/18) |
| 4, vs. LB (11/19/18) | Field Goals | 4, vs. LB (11/19/18) |
| 1, 2x (vs. HART, 11/21/18) | 3-Pt. FG | 1, 2x (vs. HART, 11/21/18) |
| 1, at Ohio (11/27/18) | Free Throws | 1, at Ohio (11/27/18) |
| 2, at Ohio (11/27/18) | Assists | 2, at Ohio (11/27/18) |
| 0 | Blocks | 0 |
| 3, at NM (11/13/18) | Steals | 3, at NM (11/13/18) |
| 17, at Ohio (11/27/18) | Minutes | 17, at Ohio (11/27/18) |

#32 - PAYTON HUDSON

| Season High | | Career High |
|---------------------------|-------------|---------------------------|
| 0 | Points | 0 |
| 1, at Ohio (11/27/18) | Rebounds | 1, at Ohio (11/27/18) |
| 0 | Field Goals | 0 |
| 0 | 3-Pt. FG | 0 |
| 0 | Free Throws | 0 |
| 1, at Ohio (11/27/18) | Assists | 1, at Ohio (11/27/18) |
| 0 | Blocks | 0 |
| 1, 2x (at Ohio, 11/27/18) | Steals | 1, 2x (at Ohio, 11/27/18) |
| 13, at Ohio (11/27/18) | Minutes | 13, at Ohio (11/27/18) |

#44 - NIKSA NIKOLIC

| Season High | | Career High |
|----------------------------|-------------|----------------------------|
| 14, at PROV (11/24/18) | Points | 14, at PROV (11/24/18) |
| 8, at PROV (11/24/18) | Rebounds | 8, at PROV (11/24/18) |
| 7, at PROV (11/24/18) | Field Goals | 7, at PROV (11/24/18) |
| 0 | 3-Pt. FG | 0 |
| 1, 2x (vs. HART, 11/21/18) | Free Throws | 1, 2x (vs. HART, 11/21/18) |
| 2, at PROV (11/24/18) | Assists | 2, at PROV (11/24/18) |
| 1, 2x (vs. LB, 11/19/18) | Blocks | 1, 2x (vs. LB, 11/19/18) |
| 1, 3x (at Ohio, 11/27/18) | Steals | 1, 3x (at Ohio, 11/27/18) |
| 31, at PROV (11/24/18) | Minutes | 31, at PROV (11/24/18) |

The Last Time Iona...

Played in Overtime – Siena 82, Iona 78 OT (Feb. 12, 2018)
 Won in Overtime – Iona 87, Quinnipiac 82 2OT (Feb. 2, 2018)
 Played in Double Overtime – Iona 87, Quinnipiac 82 (Feb. 2, 2018)
 Won in Double Overtime – Iona 87, Quinnipiac 82 (Feb. 2, 2018)
 Played in Triple Overtime – Iona 88, Canisius 90 (Jan. 30, 2005)
 Beat a Ranked Opponent – Iona 89, No. 23 Iowa State 72 (Nov. 26, 2005)
 Played a Ranked Opponent – No. 5 Duke 89, Iona 68 (Mar. 15, 2018)
 Won by 15-19 points – 19 – Iona 84, Fairfield 65 (Jan. 7, 2018)
 Won by 20-29 points – 27 – Iona 91, Rider 64 (Jan. 14, 2018)
 Won by 30-39 points – 34 – Iona 98, Marist 64 (Feb. 8, 2018)
 Won by 40-49 points – 44 – Iona 105, Bucknell 61 (Dec. 2, 2000)
 Won by 50 points or more – 50 – Iona 126, Delaware State 76 (Nov. 26, 2014)
 Lost by 15-19 points – 16 – Oregon 93, Iona 77 (Mar. 17, 2017)
Lost by 20-29 points – 24 – Ohio 89, Iona 65 (Nov. 27, 2018)
 Lost by 30-49 points – 31 – Iona 36, Louisville 67 (Dec. 29, 2007)
 Lost by 50 points or more – 50 – Iona 54, No. 1 UConn 104 (Dec. 20, 2003)
 Scored 100 points or more – 101 – Rider 110, Iona 101 (Feb. 25, 2018)
 Scored 90-99 points – 98 – Iona 98, Marist 64 (Feb. 8, 2018)
 Scored 80-89 points – 80 – Iona 89, Hartford 75 (Nov. 21, 2018)
 Scored less than 60 points – 50 – Monmouth 72, Iona 50 (Feb. 8, 2018)
 Scored less than 50 points – 41 – Iona 49, Saint Peter's 48 (Feb. 28, 2010)
 Scored less than 40 points – 39 – Iona 39, Manhattan 52 (Feb. 9, 2009)
 Both teams scored less than 60 – Iona 56, Marist 51 (Feb. 7, 2010)
 Both teams scored less than 50 – Iona 49, Saint Peter's 48 (Feb. 28, 2010)
 Allowed an opponent to score 90 or more – Providence 91, Iona 79 (Nov. 24, 2018)
 Allowed an opponent to score 100 or more – 110 – Rider 110, Iona 101 (Feb. 25, 2018)
 Held an opponent to under 60 – 51 – Iona 72, Manhattan 51 (Feb. 24, 2017)
 Held an opponent to under 50 – 40 – Iona 64, Saint Peter's 40 (Jan. 29, 2012)
 Shot 70.0% or better from the floor – 70.0% – vs. Wagner (Dec. 3, 2002)
 Shot 60.0% or better from the floor – 61.7% – vs. Canisius (Jan. 8, 2017)
 Shot 55.0% or better from the floor – 57.1% – vs. Hartford (Nov. 21, 2018)
 Shot 40.0% or lower from the floor – 32.8% – vs. Monmouth (Feb. 8, 2018)
 Shot less than 30.0% from the floor – 29.0% – at Valparaiso (Nov. 15, 2015)
 Held an opponent to less than 35.0% from the floor – 33.9% – vs. UC Santa Barbara (Dec. 21, 2016)
 Held an opponent to less than 30.0% from the floor – 28.0% – at Niagara (Jan. 16, 2010)
 Held an opponent to less than 25.0% from the floor – 23.7% – vs. St. Bonaventure (Nov. 19, 2004)
 Allowed an opponent to shoot 50.0% or better from the floor – 55.6% – vs. Long Beach (Nov. 19, 2018)
 Allowed an opponent to shoot 60.0% or better from the floor – 61.4% – at Rider (Feb. 25, 2018)
 Made 24 or more three-point FGs – 24 – vs. Delaware State (Nov. 26, 2014) (school record)
 Made 20-23 three-point FGs – 20 – at Holy Cross (Dec. 19, 2017)
 Made 19 three-point FG – 19 – vs. Fairfield (Dec. 1, 2015), vs. Monmouth (Mar. 5, 2015)
 Made 18 three-point FG – 18 – vs. Liberty (Dec. 18, 2012), at Albany (Nov. 23, 2010)
 Made 17 three-point FG – 17 – vs. Marist (Dec. 4, 2013)
 Made 16 three-point FG – 16 – vs. Rider (Jan. 14, 2018)
 Made 15 three-point FG – 15 – at Marist (Feb. 8, 2018)
 Made 10-14 three-point FG – 10 – vs. Long Beach (Nov. 19, 2018)
 Did not make a three-pt. FG – (0-10) at Marist (Dec. 5, 2008)
 Did not allow an opponent to hit a three-pt. FG – vs. St. John's (Dec. 17, 2017)
 Attempted 50 or more FT – 50 (38 made) – at Marist (Jan. 28, 2005)
 Attempted 40 or more FT – 40 (34 made) – vs. Canisius (Mar. 9, 2013)
 Made 35 or more FT – 34 (40 att.) – vs. Canisius (Mar. 9, 2013)
 Made 30 or more FT – 31 (39 att.) – vs. Niagara (Feb. 10, 2005)
 Had 55 or more rebounds – 55 – at Niagara (Dec. 29, 2017)
 Had 50-54 rebounds – 51 – vs. Quinnipiac (Jan. 23, 2016)
 Had 45-49 rebounds – 46 – at Niagara (Feb. 12, 2017)
 Had 40-44 rebounds – 40 – vs. Fairfield (Mar. 5, 2018)
 Had 25 or less rebounds – 24 – vs. Saint Peter's (Mar. 4, 2018)
 Had 35 or more assists – 35 – vs. Delaware State (Nov. 26, 2014) (school record)
 Had 30-34 assists – 34 – vs. Niagara (Jan. 4, 2014)
 Had 28-29 assists – 29 – vs. Marist (Feb. 8, 2015)
 Had 25-27 assists – 25 – vs. Coastal Carolina (Nov. 19, 2017)
 Had 20-24 assists – 21 – vs. Fairfield (Jan. 7, 2018)
 Made 15 or more steals – 15 – vs. Siena (Feb. 13, 2016)
 Made 20 or more steals – 21 – at Marist (Feb. 8, 2018)
 Had 20 or more turnovers – 20 – vs. Quinnipiac (Jan. 23, 2016)
 Had 25 or more turnovers – 25 – at Rider (Jan. 21, 2008)
 Had 6-10 turnovers – 19 – vs. Duke (Mar. 15, 2018)
 Had 5 or less turnovers – 5 – vs. Saint Peter's (Mar. 4, 2018)
 Blocked 10 or more shots – 10 – at Manhattan (Feb. 28, 2014)
 Had seven or more players in double figures – vs. Niagara (Jan. 4, 2014)
 Had six players in double figures – vs. Manhattan (Jan. 27, 2018)
 Had five players in double figures – at New Mexico (Nov. 13, 2018)
 Had four players in double figures – at Providence (Nov. 24, 2018)
 Had zero players in double figures – vs. Siena (Dec. 7, 2009)

The Last Time An Iona player...

Scored 50 or more – 50 – Warren Issac vs. Bates (Dec. 18, 1964)
 Scored 45-49 points – 45 – A.J. English vs. Monmouth (Jan. 15, 2016)
 Scored 40-44 points – 40 – Rickey McGill at Rider (Feb. 25, 2018)
 Scored 35-39 points – 38 – Jordan Washington vs. Rider (Feb. 19, 2017)
 Scored 30-34 points – 30 – Schadrac Casimir vs. Manhattan (Feb. 23, 2018)
 Scored 25-29 points – 29 – Roland Griffin vs. Fairfield (Mar. 5, 2018)
 Scored back-to-back 30+ point efforts – A.J. English at Monmouth, at Siena (Feb. 19-22, 2015)
 Two players had at least 30 points – Mike Glover (34) and Scott Machado (33) vs. Saint Joseph's (Nov. 23, 2011)
 Two players had at least 20 points – E.J. Crawford (21) and Asante Gist (20) at Providence (Nov. 24, 2018)
 Three players had at least 20 points – E.J. Crawford (26), Rickey McGill (22), Roland Griffin (21) at Fairfield (Jan. 29, 2018)
 Hit more than 10 3-pt FG – 13 – A.J. English vs. Fairfield (Dec. 1, 2015) (School/MAAC Record)
 Hit 10 3-pt FG – 10 – Sean Armand vs. Siena (Jan. 3, 2012)
 Hit 9 3-pt FG – 9 – Isaiah Williams vs. Monmouth (Mar. 8, 2015)
 Hit 8 3-pt FG – 8 – Deyshonee Much at Canisius (Feb. 5, 2016)
 Hit 7 3-pt FG – 7 – Deyshonee Much at Marist (Feb. 8, 2018)
 Hit 6 3-pt. FG – 6 – Deyshonee Much vs. Fairfield (Jan. 7, 2018)
 Hit 5 3-pt. FG – 5 – Rickey McGill at Rider (Feb. 25, 2018)
 Made at least 10 free throws – 10 – E.J. Crawford at New Mexico (Nov. 13, 2018)
 Made at least 15 free throws – 16 – Devon Clarke at Fairfield (Dec. 7, 2008)
 Had 20 or more rebounds – 20 – Jonathan Duck vs. Seton Hall (Nov. 24, 1990)
 Had 18 or more rebounds – 18 – David Laury at Marist (Feb. 20, 2015)
 Had 17 or more rebounds – 17 – David Laury at Rhode Island (Mar. 17, 2015)
 Had 15 rebounds or more – 16 – TK Edogi at Niagara (Dec. 29, 2017)
 Two players had 10 rebounds or more – TK Edogi (16) and Roland Griffin (11) at Niagara (Dec. 29, 2017)
 Three players had 10 rebounds or more – David Laury (13), Sean Armand (12), Taaj Ridley (11) vs. Marist (Feb. 7, 2013)
 Had 17 or more assists – 17 – Danny Doyle vs. Fairfield (Feb. 19, 1994) (school record)
 Had 16 assists – 16 – Scott Machado vs. Manhattan (Jan. 12, 2012)
 Had 15 assists – 15 – Scott Machado vs. Nevada (Feb. 18, 2012)
 Had 14 assists – 14 – Rickey McGill vs. Canisius (Jan. 8, 2017)
 Had 13 assists – 13 – A.J. English vs. Monmouth (Feb. 14, 2014)
 Had 12 assists – 12 – Rickey McGill vs. Canisius (Jan. 21, 2018)
 Had 11 assists – 11 – Zach Lewis vs. Saint Peter's (Jan. 5, 2018)
 Had 10 assists – 10 – Rickey McGill vs. Marist (Dec. 31, 2016)
 Had back-to-back 10+ assist efforts – Scott Machado (2 gms, Dec. 21-29, 2011)
 Had three straight 10+ assist efforts – Scott Machado (5 gms, Nov. 17-28, 2011)
 Had four straight 10+ assist efforts – Scott Machado (5 gms, Nov. 17-28, 2011)
 Had five straight 10+ assist efforts – Scott Machado (5 gms, Nov. 17-28, 2011)
 Had 10 or more steals – 10 – Ricky Solver vs. Portland State (Nov. 25, 2005)
 Had at least 9 steals – Ricky Rivers vs. Akron (Dec. 4, 1993)
 Had at least 8 steals – Ricky Solver at Rider (Feb. 11, 2006)
 Had at least 7 steals – A.J. English vs. Monmouth (Jan. 15, 2016)
 Had at least 6 steals – Deyshonee Much vs. NJIT (Dec. 14, 2016)
 Had at least 5 steals – Isaiah Still at New Mexico (Nov. 13, 2018)
 Had 10 or more blocks – 11 – Nakiea Miller vs. Fairfield (March 5, 2000)
 Had at least 9 blocks – Greg Jenkins vs. Manhattan (Jan. 25, 2004)
 Had at least 8 blocks – Nakiea Miller vs. St. Francis NY (Nov. 28, 2000)
 Had at least 7 blocks – Isaiah Williams at Manhattan (Feb. 28, 2014)
 Had at least 6 blocks – Aaron Rountree at Niagara (Feb. 7, 2016)
 Had at least 5 blocks – Taylor Bessick vs. Oregon (Mar. 17, 2017)
 Registered a double-double – TK Edogi (14p/13r) at Siena (Feb. 12, 2018)
 Registered back-to-back double-doubles – Jordan Washington (2 gms, Mar. 6-17, 2017)
 Registered three straight double-doubles – Jordan Washington (4 gms, Feb. 14-24, 2017)
 Registered four straight double-doubles – Jordan Washington (4 gms, Feb. 14-24, 2017)
 Registered five straight double-doubles – David Laury (5 gms, Jan. 20-Feb. 4, 2013)
 Registered six straight double-doubles – Mike Glover (8 gms, Nov. 30-Dec. 29, 2010)
 Registered seven straight double-doubles – Mike Glover (8 gms, Nov. 30-Dec. 29, 2010)
 Registered eight straight double-doubles – Mike Glover (8 gms, Nov. 30-Dec. 29, 2010)
 At least two players registered a double-double – Rickey McGill (14p/12a) and TK Edogi (16p/10r) vs. Canisius (Jan. 21, 2018)
 Three or more players registered a double-double – Mike Glover (13p/12r), Taaj Ridley (16p/12r), Scott Machado (14p/11a) vs. Purdue (Nov. 17, 2011)

Iona's Triple-Doubles...

Nakiea Miller (14p/10r/11b) vs. Fairfield (Mar. 5, 2000)
 Scott Machado (10p/11r/10a) vs. Marist (Feb. 12, 2012)

2018-19 Iona Game-By Game Team Statistics

| Opponent | Date | Score | | Total | | 3-Pointers | | Free throws | | Rebounds | | | | pf | a | t/o | blk | stl | pts | avg |
|---------------------|----------|-------|---|---------|------|------------|------|-------------|------|----------|-----|-----|------|-----|----|-----|-----|-----|-----|------|
| | | | | fg-fga | pct | 3fg-fga | pct | ft-fta | pct | off | def | tot | avg | | | | | | | |
| ALBANY | 11/09/18 | 72-68 | W | 25-57 | .439 | 6-25 | .240 | 16-25 | .640 | 10 | 24 | 34 | 34.0 | 16 | 16 | 13 | 2 | 12 | 72 | 72.0 |
| at New Mexico | 11/13/18 | 83-90 | L | 24-60 | .400 | 9-26 | .346 | 26-36 | .722 | 11 | 23 | 34 | 34.0 | 29 | 15 | 15 | 3 | 12 | 83 | 77.5 |
| vs Long Beach State | 11/19/18 | 85-86 | L | 26-60 | .433 | 10-31 | .323 | 23-28 | .821 | 10 | 17 | 27 | 31.7 | 21 | 11 | 17 | 2 | 14 | 85 | 80.0 |
| vs Hartford | 11/21/18 | 80-75 | W | 28-49 | .571 | 9-20 | .450 | 15-24 | .625 | 4 | 22 | 26 | 30.3 | 20 | 16 | 14 | 1 | 6 | 80 | 80.0 |
| at Providence | 11/24/18 | 79-91 | L | 29-57 | .509 | 6-20 | .300 | 15-18 | .833 | 7 | 23 | 30 | 30.2 | 16 | 15 | 15 | 0 | 6 | 79 | 79.8 |
| at Ohio | 11/27/18 | 65-89 | L | 21-65 | .323 | 9-33 | .273 | 14-24 | .583 | 13 | 26 | 39 | 31.7 | 21 | 16 | 17 | 2 | 9 | 65 | 77.3 |
| Iona College | | 464 | | 153-348 | .440 | 49-155 | .316 | 109-155 | .703 | 55 | 135 | 190 | 31.7 | 123 | 89 | 91 | 10 | 59 | 464 | 77.3 |
| Opponents | | 499 | | 173-362 | .478 | 54-134 | .403 | 99-133 | .744 | 70 | 164 | 234 | 39.0 | 123 | 94 | 107 | 16 | 31 | 499 | 83.2 |

Games played: 6
 Points/game: 77.3
 FG Pct: 44.0
 3FG Pct: 31.6
 FT Pct: 70.3

Rebounds/game: 31.7
 Assists/game: 14.8
 Turnovers/game: 15.2
 Assist/turnover ratio: 1.0
 Steals/game: 9.8
 Blocks/game: 1.7

2018-19 Opponent Game-By Game Team Statistics

| Opponent | Date | Score | | Total | | 3-Pointers | | Free throws | | Rebounds | | | | pf | a | t/o | blk | stl | pts | avg |
|---------------------|----------|-------|---|---------|------|------------|------|-------------|------|----------|-----|-----|------|-----|----|-----|-----|-----|-----|------|
| | | | | fg-fga | pct | 3fg-fga | pct | ft-fta | pct | off | def | tot | avg | | | | | | | |
| ALBANY | 11/09/18 | 72-68 | W | 21-58 | .362 | 11-24 | .458 | 15-16 | .938 | 13 | 26 | 39 | 39.0 | 20 | 10 | 22 | 0 | 0 | 68 | 68.0 |
| at New Mexico | 11/13/18 | 83-90 | L | 27-53 | .509 | 12-30 | .400 | 24-38 | .632 | 9 | 32 | 41 | 40.0 | 22 | 19 | 20 | 5 | 7 | 90 | 79.0 |
| vs Long Beach State | 11/19/18 | 85-86 | L | 30-54 | .556 | 10-17 | .588 | 16-20 | .800 | 9 | 27 | 36 | 38.7 | 25 | 13 | 25 | 2 | 6 | 86 | 81.3 |
| vs Hartford | 11/21/18 | 80-75 | W | 27-57 | .474 | 5-19 | .263 | 16-21 | .762 | 9 | 21 | 30 | 36.5 | 19 | 12 | 13 | 0 | 6 | 75 | 79.8 |
| at Providence | 11/24/18 | 79-91 | L | 33-67 | .493 | 9-22 | .409 | 16-20 | .800 | 14 | 21 | 35 | 36.2 | 17 | 17 | 12 | 5 | 6 | 91 | 82.0 |
| at Ohio | 11/27/18 | 65-89 | L | 35-73 | .479 | 7-22 | .318 | 12-18 | .667 | 16 | 37 | 53 | 39.0 | 20 | 23 | 15 | 4 | 6 | 89 | 83.2 |
| Opponents | | 499 | | 173-362 | .478 | 54-134 | .403 | 99-133 | .744 | 70 | 164 | 234 | 39.0 | 123 | 94 | 107 | 16 | 31 | 499 | 83.2 |
| Iona College | | 464 | | 153-348 | .440 | 49-155 | .316 | 109-155 | .703 | 55 | 135 | 190 | 31.7 | 123 | 89 | 91 | 10 | 59 | 464 | 77.3 |

Games played: 6
 Points/game: 83.2
 FG Pct: 47.8
 3FG Pct: 40.3
 FT Pct: 74.4

Rebounds/game: 39.0
 Assists/game: 15.7
 Turnovers/game: 17.8
 Assist/turnover ratio: 0.9
 Steals/game: 5.2
 Blocks/game: 2.7

2018-19 Iona College Game By Game Comparison

| Opponent | 1st | 2nd | Score | Mar | Total FG | FG Pct | 3-Pointers | 3FG Pct | Free Throws | FT Pct | Rebounds | Assist | T/Over | Block | Steal | Fouls |
|------------------|-------|-------|-------|------|-------------|-----------|-------------|-----------|-------------|-----------|------------|--------|--------|-------|-------|-------|
| ALBANY | 26/30 | 46/38 | 72-68 | +4 | 25-57/21-58 | .439/.362 | 6-25/11-24 | .240/.458 | 16-25/15-16 | .640/.938 | 34/39 (5) | 16/10 | 13/22 | 2/0 | 12/0 | 16/20 |
| New Mexico | 39/39 | 44/51 | 83-90 | (7) | 24-60/27-53 | .400/.509 | 9-26/12-30 | .346/.400 | 26-36/24-38 | .722/.632 | 34/41 (7) | 15/19 | 15/20 | 3/5 | 12/7 | 29/22 |
| Long Beach State | 40/41 | 45/45 | 85-86 | (1) | 26-60/30-54 | .433/.556 | 10-31/10-17 | .323/.588 | 23-28/16-20 | .821/.800 | 27/36 (9) | 11/13 | 17/25 | 2/2 | 14/6 | 21/25 |
| Hartford | 38/33 | 42/42 | 80-75 | +5 | 28-49/27-57 | .571/.474 | 9-20/5-19 | .450/.263 | 15-24/16-21 | .625/.762 | 26/30 (4) | 16/12 | 14/13 | 1/0 | 6/6 | 20/19 |
| Providence | 32/48 | 47/43 | 79-91 | (12) | 29-57/33-67 | .509/.493 | 6-20/9-22 | .300/.409 | 15-18/16-20 | .833/.800 | 30/35 (5) | 15/17 | 15/12 | 0/5 | 6/6 | 16/17 |
| Ohio | 37/43 | 28/46 | 65-89 | (24) | 21-65/35-73 | .323/.479 | 9-33/7-22 | .273/.318 | 14-24/12-18 | .583/.667 | 39/53 (14) | 16/23 | 17/15 | 2/4 | 9/6 | 21/20 |

Note: Game totals are displayed in the format TEAM/OPPONENT for each category

2018-19 Iona College Points-Rebounds-Assists

| Opponent | Date | Score | | 00 | 01 | 02 | 03 | 05 | 10 | 12 |
|---------------------|----------|-------|---|-------------|-------------|-------------|-------------|------------|------------|-------------|
| | | | | MCGILL, RIC | STILL, ISAI | CRAWFORD, E | GIST, ASANT | PEREZ, BEN | RISTANOVIC | AGEE, TAJUA |
| ALBANY | 11/09/18 | 72-68 | w | 12-2-9 | 9-8-2 | 14-5-0 | 3-1-2 | 10-3-0 | 6-3-1 | 10-6-1 |
| at New Mexico | 11/13/18 | 83-90 | L | 11-4-8 | 15-8-1 | 16-3-1 | 19-3-3 | 12-0-1 | 0-2-0 | 2-4-0 |
| vs Long Beach State | 11/19/18 | 85-86 | L | 15-4-4 | 16-3-3 | 15-4-0 | 17-0-0 | 1-1-3 | 4-4-1 | 5-2-0 |
| vs Hartford | 11/21/18 | 80-75 | w | 12-3-5 | 8-1-2 | 19-3-5 | 9-3-2 | 3-1-0 | 9-2-1 | 12-9-0 |
| at Providence | 11/24/18 | 79-91 | L | 14-4-8 | 1-1-0 | 21-5-1 | 20-5-1 | 0-0-0 | 0-1-0 | 9-6-3 |
| at Ohio | 11/27/18 | 65-89 | L | 16-6-5 | 4-2-1 | 4-9-2 | 5-3-4 | DNP | 6-1-0 | 23-8-1 |

| Opponent | Date | Score | | 13 | 32 | 44 |
|---------------------|----------|-------|---|-------------|-------------|-------------|
| | | | | MAXWELL, JA | HUDSON, PAY | NIKOLIC, NI |
| ALBANY | 11/09/18 | 72-68 | w | 0-1-0 | DNP | 8-0-1 |
| at New Mexico | 11/13/18 | 83-90 | L | 6-1-1 | 0-0-0 | 2-3-0 |
| vs Long Beach State | 11/19/18 | 85-86 | L | 9-4-0 | 0-0-0 | 3-3-0 |
| vs Hartford | 11/21/18 | 80-75 | w | 3-2-1 | DNP | 5-1-0 |
| at Providence | 11/24/18 | 79-91 | L | 0-0-0 | DNP | 14-8-2 |
| at Ohio | 11/27/18 | 65-89 | L | 5-4-2 | 0-1-1 | 2-1-0 |

2018-19 Iona College Season/Career Stats

SEASON STATISTICS

CAREER STATISTICS

| SUMMARY | gp-gs | min/g | fg% | 3fg% | ft% | r/g | a/g | stl | blk | pts/g | gp-gs | min/g | fg% | 3fg% | ft% | r/g | a/g | stl | blk | pts/g |
|---------------------|-------|-------|------|------|-------|-----|-----|-----|-----|-------|--------|-------|------|------|-------|-----|-----|-----|-----|-------|
| Crawford, E.J. | 6-6 | 32.8 | .448 | .238 | .800 | 4.8 | 1.5 | 5 | 1 | 14.8 | 74-65 | 26.4 | .456 | .378 | .793 | 3.4 | 1.1 | 37 | 17 | 11.2 |
| McGill, Rickey | 6-6 | 36.5 | .442 | .364 | .788 | 3.8 | 6.5 | 14 | 0 | 13.3 | 105-74 | 26.7 | .460 | .358 | .747 | 3.2 | 4.1 | 150 | 21 | 9.4 |
| Gist, Asante | 6-6 | 29.3 | .383 | .294 | .739 | 2.5 | 2.0 | 8 | 0 | 12.2 | 6-6 | 29.3 | .383 | .294 | .739 | 2.5 | 2.0 | 8 | 0 | 12.2 |
| Agee, Tajuan | 6-4 | 19.5 | .476 | .333 | .654 | 5.8 | 0.8 | 6 | 2 | 10.2 | 6-4 | 19.5 | .476 | .333 | .654 | 5.8 | 0.8 | 6 | 2 | 10.2 |
| Still, Isaiah | 6-5 | 25.8 | .359 | .292 | .600 | 3.8 | 1.5 | 9 | 2 | 8.8 | 6-5 | 25.8 | .359 | .292 | .600 | 3.8 | 1.5 | 9 | 2 | 8.8 |
| Nikolic, Niksa | 6-3 | 16.2 | .667 | .000 | .286 | 2.7 | 0.5 | 3 | 2 | 5.7 | 6-3 | 16.2 | .667 | .000 | .286 | 2.7 | 0.5 | 3 | 2 | 5.7 |
| Perez, Ben | 5-0 | 17.6 | .360 | .389 | .500 | 1.0 | 0.8 | 1 | 0 | 5.2 | 5-0 | 17.6 | .360 | .389 | .500 | 1.0 | 0.8 | 1 | 0 | 5.2 |
| Ristanovic, Andrija | 6-0 | 11.5 | .471 | .462 | 1.000 | 2.2 | 0.5 | 4 | 3 | 4.2 | 6-0 | 11.5 | .471 | .462 | 1.000 | 2.2 | 0.5 | 4 | 3 | 4.2 |
| Maxwell, Jahathan | 6-0 | 11.0 | .500 | .200 | 1.000 | 2.0 | 0.7 | 7 | 0 | 3.8 | 6-0 | 11.0 | .500 | .200 | 1.000 | 2.0 | 0.7 | 7 | 0 | 3.8 |
| Hudson, Payton | 3-0 | 5.7 | .000 | .000 | .000 | 0.3 | 0.3 | 2 | 0 | 0.0 | 3-0 | 5.7 | .000 | .000 | .000 | 0.3 | 0.3 | 2 | 0 | 0.0 |

| SCORING | fg-fga | fg% | 3fg-fga | 3fg% | ft-fa | ft% | pts | pts/g | fg-fga | fg% | 3fg-fga | 3fg% | ft-fa | ft% | pts | pts/g |
|---------------------|--------|------|---------|------|-------|-------|-----|-------|---------|------|---------|------|---------|-------|-----|-------|
| Crawford, E.J. | 30-67 | .448 | 5-21 | .238 | 24-30 | .800 | 89 | 14.8 | 286-627 | .456 | 111-294 | .378 | 149-188 | .793 | 832 | 11.2 |
| McGill, Rickey | 23-52 | .442 | 8-22 | .364 | 26-33 | .788 | 80 | 13.3 | 353-768 | .460 | 93-260 | .358 | 192-257 | .747 | 991 | 9.4 |
| Gist, Asante | 23-60 | .383 | 10-34 | .294 | 17-23 | .739 | 73 | 12.2 | 23-60 | .383 | 10-34 | .294 | 17-23 | .739 | 73 | 12.2 |
| Agee, Tajuan | 20-42 | .476 | 4-12 | .333 | 17-26 | .654 | 61 | 10.2 | 20-42 | .476 | 4-12 | .333 | 17-26 | .654 | 61 | 10.2 |
| Still, Isaiah | 14-39 | .359 | 7-24 | .292 | 18-30 | .600 | 53 | 8.8 | 14-39 | .359 | 7-24 | .292 | 18-30 | .600 | 53 | 8.8 |
| Nikolic, Niksa | 16-24 | .667 | 0-0 | .000 | 2-7 | .286 | 34 | 5.7 | 16-24 | .667 | 0-0 | .000 | 2-7 | .286 | 34 | 5.7 |
| Perez, Ben | 9-25 | .360 | 7-18 | .389 | 1-2 | .500 | 26 | 5.2 | 9-25 | .360 | 7-18 | .389 | 1-2 | .500 | 26 | 5.2 |
| Ristanovic, Andrija | 8-17 | .471 | 6-13 | .462 | 3-3 | 1.000 | 25 | 4.2 | 8-17 | .471 | 6-13 | .462 | 3-3 | 1.000 | 25 | 4.2 |
| Maxwell, Jahathan | 10-20 | .500 | 2-10 | .200 | 1-1 | 1.000 | 23 | 3.8 | 10-20 | .500 | 2-10 | .200 | 1-1 | 1.000 | 23 | 3.8 |
| Hudson, Payton | 0-2 | .000 | 0-1 | .000 | 0-0 | .000 | 0 | 0.0 | 0-2 | .000 | 0-1 | .000 | 0-0 | .000 | 0 | 0.0 |

| TOTALS | o-reb | d-reb | t-reb | pf | fo | ast | to | a/to | o-reb | d-reb | t-reb | pf | fo | ast | to | a/to |
|---------------------|-------|-------|-------|----|----|-----|----|------|-------|-------|-------|-----|----|-----|-----|------|
| Crawford, E.J. | 8 | 21 | 29 | 15 | 0 | 9 | 16 | 0.6 | 44 | 205 | 249 | 148 | 3 | 84 | 80 | 1.1 |
| McGill, Rickey | 3 | 20 | 23 | 19 | 0 | 39 | 19 | 2.1 | 60 | 278 | 338 | 213 | 3 | 430 | 202 | 2.1 |
| Gist, Asante | 3 | 12 | 15 | 14 | 0 | 12 | 11 | 1.1 | 3 | 12 | 15 | 14 | 0 | 12 | 11 | 1.1 |
| Agee, Tajuan | 7 | 28 | 35 | 21 | 2 | 5 | 11 | 0.5 | 7 | 28 | 35 | 21 | 2 | 5 | 11 | 0.5 |
| Still, Isaiah | 6 | 17 | 23 | 14 | 0 | 9 | 16 | 0.6 | 6 | 17 | 23 | 14 | 0 | 9 | 16 | 0.6 |
| Nikolic, Niksa | 10 | 6 | 16 | 10 | 0 | 3 | 7 | 0.4 | 10 | 6 | 16 | 10 | 0 | 3 | 7 | 0.4 |
| Perez, Ben | 1 | 4 | 5 | 7 | 0 | 4 | 1 | 4.0 | 1 | 4 | 5 | 7 | 0 | 4 | 1 | 4.0 |
| Ristanovic, Andrija | 2 | 11 | 13 | 8 | 0 | 3 | 5 | 0.6 | 2 | 11 | 13 | 8 | 0 | 3 | 5 | 0.6 |
| Maxwell, Jahathan | 5 | 7 | 12 | 14 | 1 | 4 | 3 | 1.3 | 5 | 7 | 12 | 14 | 1 | 4 | 3 | 1.3 |
| Hudson, Payton | 0 | 1 | 1 | 1 | 0 | 1 | 1 | 1.0 | 0 | 1 | 1 | 1 | 0 | 1 | 1 | 1.0 |

2018-19 VCU Rams Roster and Statistics

Roster

| No. | Name | Cl. | Pos. | Ht. | Wt. | Hometown / High School |
|-----|-----------------------|-------|------|------|-----|---|
| 0 | De'Riante Jenkins | Jr. | G | 6-5 | 195 | Eufaulville, SC / Hargrave Military Acad. |
| 1 | Mike'L Simms | Jr. | G/F | 6-5 | 210 | Richmond, VA / Highland Springs / Cowley CC |
| 2 | Marcus Evans | R-Jr. | G | 6-2 | 190 | Chesapeake, VA / Cape Henry Collegiate / Rice |
| 4 | Corey Douglas | R-So. | F | 6-8 | 215 | Louisville, KY / Fork Union Military Acad. / Tallahassee CC |
| 5 | Sean Mobley | So. | F | 6-8 | 225 | Cocoa Beach, FL / Montverde Acad. |
| 10 | Vince Williams | Fr. | G/F | 6-6 | 210 | Toledo, OH / St. John's Jesuit |
| 11 | KeShawn Curry | Fr. | G | 6-4 | 175 | Jacksonville, FL / Fork Union Military Acad. |
| 12 | Dylan Sheehy-Guiseppi | So. | G | 6-1 | 195 | Lake Havasu City, AZ / Impact Acad. |
| 13 | Malik Crowfield | Jr. | G | 6-4 | 195 | LaPlace, LA / Riverside |
| 14 | Marcus Santos-Silva | So. | F | 6-7 | 250 | Taunton, MA / Vermont Acad. |
| 15 | Xavier Jackson | Sr. | G | 6-3 | 190 | Hinesville, GA / Centennial / Sheridan CC |
| 22 | Michael Gilmore | R-Sr. | F | 6-10 | 210 | Jacksonville, FL / Rickards / Florida Gulf Coast |
| 23 | Issac Vann | R-Jr. | F | 6-6 | 210 | Bridgeport, CT / Bunnell / Maine |
| 24 | P.J. Byrd | Fr. | G | 6-1 | 185 | Houston, TX / Bush |

Head Coach: Mike Rhoades (Lebanon Valley '95), second season

Assistant Coach: J.D. Byers (Lebanon Valley '05)

Assistant Coach: Brent Scott (Rice '93)

Assistant Coach: Jamal Brunt (Randolph-Macon '03)

Director of Operations: Jimmy Martelli (Dickinson '05)

Statistics

| RECORD: | OVERALL | HOME | AWAY | NEUTRAL |
|----------------|---------|------|------|---------|
| ALL GAMES | 5-2 | 4-0 | 0-1 | 1-1 |
| CONFERENCE | 0-0 | 0-0 | 0-0 | 0-0 |
| NON-CONFERENCE | 5-2 | 4-0 | 0-1 | 1-1 |

| ## | Player | gp-gs | min | avg | Total | | 3-Point | | F-Throw | | Rebounds | | | | | pts | avg | | | | | |
|----------------|---------------------|-------|------|------|---------|------|---------|------|---------|-------|----------|-----|-----|------|-----|-----|-----|-----|----|----|-----|------|
| | | | | | fg-fga | fg% | 3fg-fga | 3fg% | ft-fta | ft% | off | def | tot | avg | pf | | | dq | a | to | blk | stl |
| 23 | Issac Vann | 7-7 | 215 | 30.7 | 33-80 | .413 | 6-26 | .231 | 26-32 | .813 | 11 | 26 | 37 | 5.3 | 18 | 0 | 19 | 12 | 0 | 13 | 98 | 14.0 |
| 02 | Marcus Evans | 7-4 | 161 | 23.0 | 31-71 | .437 | 8-32 | .250 | 24-35 | .686 | 1 | 10 | 11 | 1.6 | 17 | 0 | 14 | 20 | 1 | 14 | 94 | 13.4 |
| 00 | De'Riante Jenkins | 6-6 | 180 | 30.0 | 23-65 | .354 | 14-42 | .333 | 1-4 | .250 | 3 | 12 | 15 | 2.5 | 13 | 0 | 10 | 17 | 4 | 2 | 61 | 10.2 |
| 14 | Marcus Santos-Silva | 7-7 | 153 | 21.9 | 19-38 | .500 | 0-0 | .000 | 7-14 | .500 | 13 | 27 | 40 | 5.7 | 25 | 0 | 4 | 9 | 6 | 5 | 45 | 6.4 |
| 01 | Mike'L Simms | 7-1 | 152 | 21.7 | 14-40 | .350 | 9-26 | .346 | 7-8 | .875 | 2 | 19 | 21 | 3.0 | 11 | 0 | 9 | 3 | 2 | 5 | 44 | 6.3 |
| 13 | Malik Crowfield | 7-3 | 148 | 21.1 | 10-27 | .370 | 8-24 | .333 | 4-7 | .571 | 2 | 12 | 14 | 2.0 | 5 | 0 | 8 | 4 | 0 | 4 | 32 | 4.6 |
| 10 | Vince Williams | 7-0 | 86 | 12.3 | 8-18 | .444 | 0-3 | .000 | 13-17 | .765 | 5 | 9 | 14 | 2.0 | 13 | 0 | 3 | 10 | 1 | 4 | 29 | 4.1 |
| 05 | Sean Mobley | 5-3 | 104 | 20.8 | 6-23 | .261 | 3-10 | .300 | 4-6 | .667 | 7 | 16 | 23 | 4.6 | 12 | 0 | 7 | 7 | 0 | 4 | 19 | 3.8 |
| 22 | Michael Gilmore | 7-0 | 49 | 7.0 | 10-17 | .588 | 1-7 | .143 | 3-5 | .600 | 3 | 21 | 24 | 3.4 | 15 | 0 | 3 | 11 | 2 | 1 | 24 | 3.4 |
| 04 | Corey Douglas | 7-4 | 139 | 19.9 | 8-16 | .500 | 1-2 | .500 | 0-6 | .000 | 11 | 25 | 36 | 5.1 | 16 | 0 | 6 | 9 | 15 | 3 | 17 | 2.4 |
| 24 | P.J. Byrd | 7-0 | 51 | 7.3 | 1-5 | .200 | 1-3 | .333 | 6-6 | 1.000 | 0 | 3 | 3 | 0.4 | 6 | 0 | 8 | 10 | 0 | 0 | 9 | 1.3 |
| 11 | KeShawn Curry | 3-0 | 15 | 5.0 | 1-2 | .500 | 0-1 | .000 | 0-0 | .000 | 1 | 1 | 2 | 0.7 | 2 | 0 | 0 | 4 | 0 | 0 | 2 | 0.7 |
| 15 | Xavier Jackson | 1-0 | 1 | 1.0 | 0-0 | .000 | 0-0 | .000 | 0-0 | .000 | 1 | 1 | 2 | 2.0 | 0 | 0 | 0 | 1 | 0 | 0 | 0 | 0.0 |
| Team | | | | | | | | | | | 12 | 18 | 30 | | | | 2 | | | | | |
| Total..... | | 7 | 1454 | | 164-402 | .408 | 51-176 | .290 | 95-140 | .679 | 72 | 200 | 272 | 38.9 | 153 | 0 | 91 | 119 | 31 | 55 | 474 | 67.7 |
| Opponents..... | | 7 | 1451 | | 151-423 | .357 | 34-140 | .243 | 106-153 | .693 | 96 | 189 | 285 | 40.7 | 137 | 3 | 68 | 114 | 21 | 51 | 442 | 63.1 |

2018-19 Iona College Extended Box Score












| RECORD: | OVERALL | HOME | AWAY | NEUTRAL |
|----------------|---------|------|------|---------|
| ALL GAMES | 2-4 | 1-0 | 0-3 | 1-1 |
| CONFERENCE | 0-0 | 0-0 | 0-0 | 0-0 |
| NON-CONFERENCE | 2-4 | 1-0 | 0-3 | 1-1 |


| # | Player | Total | | 3-Point | | F-Throw | | Rebounds | | a/fg | a/ft | blk | blk/g | stl | stl/g | pts | avg | | | | | | | | | | |
|----------------|---------------------|-------|------|---------|---------|---------|---------|----------|---------|-------|------|-----|-------|------|-------|-----|-----|-------|-----|-------|------|-----|------|----|------|-----|------|
| | | gp-gs | min | avg | fg-fga | fg% | 3fg-fga | 3fg% | ft-fa | | | | | | | | | ft% | off | def | tot | avg | pf | dq | a | a/g | to |
| 02 | Crawford, E.J. | 6-6 | 197 | 32.8 | 30-67 | .448 | 5-21 | .238 | 24-30 | .800 | 8 | 21 | 29 | 4.8 | 15 | 0 | 9 | 1.50 | 16 | 2.67 | 0.56 | 1 | 0.17 | 5 | 0.83 | 89 | 14.8 |
| 00 | McGill, Rickey | 6-6 | 219 | 36.5 | 23-52 | .442 | 8-22 | .364 | 26-33 | .788 | 3 | 20 | 23 | 3.8 | 19 | 0 | 39 | 6.50 | 19 | 3.17 | 2.05 | 0 | 0.00 | 14 | 2.33 | 80 | 13.3 |
| 03 | Gist, Asante | 6-6 | 176 | 29.3 | 23-60 | .383 | 10-34 | .294 | 17-23 | .739 | 3 | 12 | 15 | 2.5 | 14 | 0 | 12 | 2.00 | 11 | 1.83 | 1.09 | 0 | 0.00 | 8 | 1.33 | 73 | 12.2 |
| 12 | Agee, Tajuan | 6-4 | 117 | 19.5 | 20-42 | .476 | 4-12 | .333 | 17-26 | .654 | 7 | 28 | 35 | 5.8 | 21 | 2 | 5 | 0.83 | 11 | 1.83 | 0.45 | 2 | 0.33 | 6 | 1.00 | 61 | 10.2 |
| 01 | Stili, Isatah | 6-5 | 155 | 25.8 | 14-39 | .359 | 7-24 | .292 | 18-30 | .600 | 6 | 17 | 23 | 3.8 | 14 | 0 | 9 | 1.50 | 16 | 2.67 | 0.56 | 2 | 0.33 | 9 | 1.50 | 53 | 8.8 |
| 44 | Nikolic, Niksa | 6-3 | 97 | 16.2 | 16-24 | .667 | 0-0 | .000 | 2-7 | .286 | 10 | 6 | 16 | 2.7 | 10 | 0 | 3 | 0.50 | 7 | 1.17 | 0.43 | 2 | 0.33 | 3 | 0.50 | 34 | 5.7 |
| 05 | Perez, Ben | 5-0 | 88 | 17.6 | 9-25 | .360 | 7-18 | .389 | 1-2 | .500 | 1 | 4 | 5 | 1.0 | 7 | 0 | 4 | 0.80 | 1 | 0.20 | 4.00 | 0 | 0.00 | 1 | 0.20 | 26 | 5.2 |
| 10 | Ristanovic, Andrija | 6-0 | 69 | 11.5 | 8-17 | .471 | 6-13 | .462 | 3-3 | 1.000 | 2 | 11 | 13 | 2.2 | 8 | 0 | 3 | 0.50 | 5 | 0.83 | 0.60 | 3 | 0.50 | 4 | 0.67 | 25 | 4.2 |
| 13 | Maxwell, Jahathan | 6-0 | 66 | 11.0 | 10-20 | .500 | 2-10 | .200 | 1-1 | 1.000 | 5 | 7 | 12 | 2.0 | 14 | 1 | 4 | 0.67 | 3 | 0.50 | 1.33 | 0 | 0.00 | 7 | 1.17 | 23 | 3.8 |
| 32 | Hudson, Payton | 3-0 | 17 | 5.7 | 0-2 | .000 | 0-1 | .000 | 0-0 | .000 | 0 | 1 | 1 | 0.3 | 1 | 0 | 1 | 0.33 | 1 | 0.33 | 1.00 | 0 | 0.00 | 2 | 0.67 | 0 | 0.0 |
| Total..... | | 6 | 1201 | | 153-348 | .440 | 49-155 | .316 | 109-155 | .703 | 55 | 135 | 190 | 31.7 | 123 | 3 | 89 | 14.83 | 91 | 15.17 | 0.98 | 10 | 1.67 | 59 | 9.83 | 464 | 77.3 |
| Opponents..... | | 6 | 1202 | | 173-362 | .478 | 54-134 | .403 | 99-133 | .744 | 70 | 164 | 234 | 39.0 | 123 | 4 | 94 | 15.67 | 107 | 17.83 | 0.88 | 16 | 2.67 | 31 | 5.17 | 499 | 83.2 |

| Score by Periods | 1st | 2nd | Totals |
|------------------|-----|-----|--------|
| Iona College | 212 | 252 | 464 |
| Opponents | 234 | 265 | 499 |

| | | | | | | | |
|---|---|--|------------|---|-------------|---|-------------|
| 0 | RICKEY MCGILL **NINE POINTS SHY OF 1,000** • Preseason All-MAAC First Team performer • Lone Gaels to score in double-figures in all six games thus far • Shooting 45.5% from three-point range over last two games • One of 14 players all-time with three MAAC tournament championships | SENIOR • GUARD • 6-1 • 175 • SPRING VALLEY, NY | | | | | |
| | | PPG | RPG | APG | FG% | 3FG% | FT% |
| | | 13.3 | 3.8 | 6.5 | 44.2 | 36.4 | 78.8 |
| 40 PTS <small>at RID (2/25/18)</small> | | CAREER HIGHS 12 REB <small>vs. FDU (12/2/17)</small> | | 12 AST <small>vs. CAN (1/21/18)</small> | | LAST GAME 16 pts, 6 reb, 5 ast, 4-10 FG, 3 3FG <small>Loss, at Ohio (Nov. 27)</small> | |
| 1 | ISAIAH STILL • Averaging 3.3 points per game over last three games; averaged 13.3 over first three games • Sat out 2017-18 season after transferring from Robert Morris | JUNIOR • GUARD/FORWARD • 6-6 • 190 • RAHWAY, NJ | | | | | |
| | | PPG | RPG | APG | FG% | 3FG% | FT% |
| | | 8.8 | 3.8 | 1.5 | 35.9 | 29.2 | 60.0 |
| 28 PTS <small>vs. SHU (2/5/17)</small> | | CAREER HIGHS 11 REB <small>vs. LIU (3/1/17)</small> | | 6 AST <small>vs. SFU (1/12/17)</small> | | LAST GAME 4 pts, 2 reb, 1 ast, 1-5 FG, 1 3FG <small>Loss, at Ohio (Nov. 27)</small> | |
| 2 | E.J. CRAWFORD • Preseason All-MAAC Third Team performer • Team leader averaging 14.8 ppg • Scored just four points in loss at Ohio in season-low 29 minutes • Pulled down career-high nine rebounds at Ohio | JUNIOR • GUARD/FORWARD • 6-6 • 210 • HARTFORD, CT | | | | | |
| | | PPG | RPG | APG | FG% | 3FG% | FT% |
| | | 14.8 | 4.8 | 1.5 | 44.8 | 23.8 | 80.0 |
| 26 PTS <small>vs. FFD (1/29/18)</small> | | CAREER HIGHS 9 REB <small>at Ohio (11/27/18)</small> | | 5 AST <small>vs. HART (11/21/18)</small> | | LAST GAME 4 pts, 3 reb, 2 ast, 1-8 FG <small>Loss, at Ohio (Nov. 27)</small> | |
| 3 | ASANTE GIST <i>HARD "G" (LIKE GAS)</i> • Averaging 12.2 points per game, shooting 38.3% • Hit go-ahead driving layup w/ less than 6 sec. left vs. LBSU before buzzer-beating loss • Local product from Northern NJ, played for legendary head coach Bob Hurley at St. Anthony | JUNIOR • GUARD • 5-11 • 185 • EAST ORANGE, NJ | | | | | |
| | | PPG | RPG | APG | FG% | 3FG% | FT% |
| | | 12.2 | 2.5 | 2.0 | 38.3 | 29.4 | 73.9 |
| 28 PTS <small>at BEL (2/16/17)</small> | | CAREER HIGHS 7 REB <small>vs. IUPUI (11/11/16)</small> | | 6 AST <small>at NSU (12/19/16)</small> | | LAST GAME 5 pts, 3 reb, 4 ast, 2-12 FG, 1 3FG <small>Loss, at Ohio (Nov. 27)</small> | |
| 5 | BEN PEREZ • Opened season with back-to-back double-digit efforts • Missed last game due to injury • Freshman walk-on at San Diego State as a freshman | JUNIOR • GUARD • 6-3 • 180 • SAN MARCOS, CA | | | | | |
| | | PPG | RPG | APG | FG% | 3FG% | FT% |
| | | 5.2 | 1.0 | 0.8 | 36.0 | 38.9 | 50.0 |
| 12 PTS <small>at NM (11/13/18)</small> | | CAREER HIGHS 4 REB <small>vs. LB (11/19/18)</small> | | 2 AST <small>at PROV (11/24/18)</small> | | LAST GAME DNP <small>Loss, at Ohio (Nov. 27)</small> | |
| 10 | ANDRIJA RISTANOVIC <i>ANN-DREE-UH (LIKE ANDREA) RISS-TANN-OH-VICH</i> • Posted season-high nine points with three first half 3FG vs. HART • Helped spark Iona's comeback vs. ALB with two 3FG late in 1H • Stretch forward that can play inside and out... Sat out last season at Iona with an injury | FRESHMAN • FORWARD • 6-10 • 200 • BELGRADE, SERBIA | | | | | |
| | | PPG | RPG | APG | FG% | 3FG% | FT% |
| | | 4.2 | 2.2 | 0.5 | 47.1 | 46.2 | 100 |
| 9 PTS <small>vs. HART (11/21/18)</small> | | CAREER HIGHS 4 REB <small>vs. LB (11/19/18)</small> | | 2 AST <small>at PROV (11/24/18)</small> | | LAST GAME 6 pts, 1 reb, 0 ast, 2-5 FG, 1 3FG <small>Loss, at Ohio (Nov. 27)</small> | |
| 12 | TAJUAN AGEE <i>TA-WAN A-G</i> • Scored eason-best 23 points on 8-14 shooting against Ohio • Posted 12-point, nine-rebound effort vs. Hartford • Averaging 10.2 pts, 5.8 reb on 47.6 FG% and 33.3 3PT FG% | JUNIOR • FORWARD • 6-8 • 215 • CHICAGO, IL | | | | | |
| | | PPG | RPG | APG | FG% | 3FG% | FT% |
| | | 10.2 | 5.8 | 0.8 | 47.6 | 33.3 | 65.4 |
| 23 PTS <small>at Ohio (11/27/18)</small> | | CAREER HIGHS 9 REB <small>vs. HART (11/21/18)</small> | | 3 AST <small>at PROV (11/24/18)</small> | | LAST GAME 23 pts, 8 reb, 1 ast, 8-14 FG, 3 3FG <small>Loss, at Ohio (Nov. 27)</small> | |
| 13 | JAHNATHAN MAXWELL <i>JOHN-AH-THAN</i> • Stretch four, one of top options in the post off the bench • Scored six points in 15 minutes in loss at New Mexico • Added nine points in loss to Long Beach State | JUNIOR • FORWARD • 6-8 • 230 • VIRGINIA BEACH, VA | | | | | |
| | | PPG | RPG | APG | FG% | 3FG% | FT% |
| | | 3.8 | 2.0 | 0.7 | 50.0 | 20.0 | 100 |
| 9 PTS <small>vs. LB (11/19/18)</small> | | CAREER HIGHS 4 REB <small>3x at Ohio, 11/27/18</small> | | 2 AST <small>at Ohio (11/27/18)</small> | | LAST GAME 5 pts, 4 reb, 2 ast, 2-5 FG <small>Loss, at Ohio (Nov. 27)</small> | |
| 32 | PAYTON HUDSON • Lone true freshman on the squad • Played three min at New Mexico to make Maroon & Gold debut • Played career-best 13 minutes off the bench against Ohio; collected one assist and one rebound | FRESHMAN • GUARD • 6-0 • 170 • YONKERS, NY | | | | | |
| | | PPG | RPG | APG | FG% | 3FG% | FT% |
| | | 0.0 | 0.3 | 0.3 | 0.0 | 0.0 | 0.0 |
| 0 | | CAREER HIGHS 1 REB <small>at Ohio (11/27/18)</small> | | 2 AST <small>at Ohio (11/27/18)</small> | | LAST GAME 0 pts, 1 reb, 0 ast, 0-2 FG <small>Loss, at Ohio (Nov. 27)</small> | |
| 44 | NISKA NIKOLIC <i>NICK-SHA NICK-CO-LICH</i> • Started first contest in last game vs. Hartford • Scored eight points in Iona debut and sparked comeback win vs. ALB • Tallied career-best 14 pts on 7-7 shooting in loss at PROV | JUNIOR • FORWARD • 6-8 • 234 • BELGRADE, SERBIA | | | | | |
| | | PPG | RPG | APG | FG% | 3FG% | FT% |
| | | 5.7 | 2.7 | 0.5 | 66.7 | 0.0 | 28.6 |
| 14 PTS <small>at PROV (11/24/18)</small> | | CAREER HIGHS 8 REB <small>at PROV (11/24/18)</small> | | 2 AST <small>at PROV (11/24/18)</small> | | LAST GAME 2 pts, 1 reb, 0 ast, 1-4 FG <small>Loss, at Ohio (Nov. 27)</small> | |




IONA GAELS TELEVISION AND RADIO SPEED CHART

| | | | |
|---|--|--|---|
|  <p>RICKEY McGILL #0</p> <p>SENIOR • GUARD • 6-1 • 175 SPRING VALLEY, NY</p> |  <p>ISAIAH STILL #1</p> <p>JUNIOR • GUARD/FORWARD • 6-6 • 195 RAHWAY, NJ</p> |  <p>E.J. CRAWFORD #2</p> <p>JUNIOR • GUARD/FORWARD • 6-6 • 210 HARTFORD, CT</p> |  <p>ASANTE GIST #3</p> <p>JUNIOR • GUARD • 5-11 • 185 EAST ORANGE, NJ HARD "G" (LIKE GAS)</p> |
|  <p>BEN PEREZ #5</p> <p>JUNIOR • GUARD • 6-3 • 180 SAN MARCOS, CA</p> |  <p>ANDRIJA RISTANOVIC #10</p> <p>FRESHMAN • FORWARD • 6-10 • 200 BELGRADE, SERBIA ANN-DREE-UH (LIKE ANDREA) RISS-TANN-OH-VICH</p> |  <p>TAJUAN AGEE #12</p> <p>JUNIOR • FORWARD • 6-8 • 215 CHICAGO, IL TA-WAN A-G</p> |  <p>JAHNATHAN MAXWELL #13</p> <p>JUNIOR • FORWARD • 6-8 • 230 VIRGINA BEACH, VA JOHN-AH-THAN</p> |
|  <p>ISAIAH ROSS #20</p> <p>JUNIOR • GUARD • 6-7 • 210 DAVENPORT, IA</p> |  <p>MALIK RHEM #24</p> <p>JUNIOR • GUARD • 6-3 • 170 BRONX, NY MAH-LEEK REM</p> |  <p>PAYTON HUDSON #32</p> <p>FRESHMAN • GUARD • 6-8 • 230 YONKERS, NY</p> |  <p>NIKSA NIKOLIC #44</p> <p>JUNIOR • FORWARD • 6-8 • 235 BELGRADE, SERBIA NICK-SHA NICK-CO-LICH</p> |



TIM CLUESS
HEAD COACH

HOFSTRA '83 • NINTH SEASON
CLOOSE

| | | |
|---|---|---|
|  <p>ERIC EATON</p> <p>ASSISTANT COACH UMASS-DARTMOUTH '97</p> |  <p>TRA ARNOLD</p> <p>ASSISTANT COACH BIOLA '05</p> |  <p>RICKY JOHNS</p> <p>ASSISTANT COACH UTAH '07</p> |
|---|---|---|

| | |
|--|---|
|  <p>JOHN MATEYKO</p> <p>DIRECTOR OF OPERATIONS AMER. INT'L '83</p> |  <p>RICKY KERINS</p> <p>GRADUATE MANAGER IONA '17</p> |
|--|---|

2018-19 Iona College Overall Statistics

| RECORD: | OVERALL | HOME | AWAY | NEUTRAL |
|----------------|---------|------|------|---------|
| ALL GAMES | 2-4 | 1-0 | 0-3 | 1-1 |
| CONFERENCE | 0-0 | 0-0 | 0-0 | 0-0 |
| NON-CONFERENCE | 2-4 | 1-0 | 0-3 | 1-1 |

| ## | Player | gp-gs | min | avg | Total | | 3-Point | | F-Throw | | Rebounds | | | | | pts | avg | | | | | |
|----------------|---------------------|-------|------|------|---------|------|---------|------|---------|-------|----------|-----|-----|------|-----|-----|-----|-----|----|----|-----|------|
| | | | | | fg-fga | fg% | 3fg-fga | 3fg% | ft-fa | ft% | off | def | tot | avg | pf | | | dq | a | to | blk | stl |
| 02 | Crawford, E.J. | 6-6 | 197 | 32.8 | 30-67 | .448 | 5-21 | .238 | 24-30 | .800 | 8 | 21 | 29 | 4.8 | 15 | 0 | 9 | 16 | 1 | 5 | 89 | 14.8 |
| 00 | McGill, Rickey | 6-6 | 219 | 36.5 | 23-52 | .442 | 8-22 | .364 | 26-33 | .788 | 3 | 20 | 23 | 3.8 | 19 | 0 | 39 | 19 | 0 | 14 | 80 | 13.3 |
| 03 | Gist, Asante | 6-6 | 176 | 29.3 | 23-60 | .383 | 10-34 | .294 | 17-23 | .739 | 3 | 12 | 15 | 2.5 | 14 | 0 | 12 | 11 | 0 | 8 | 73 | 12.2 |
| 12 | Agee, Tajuan | 6-4 | 117 | 19.5 | 20-42 | .476 | 4-12 | .333 | 17-26 | .654 | 7 | 28 | 35 | 5.8 | 21 | 2 | 5 | 11 | 2 | 6 | 61 | 10.2 |
| 01 | Still, Isaiah | 6-5 | 155 | 25.8 | 14-39 | .359 | 7-24 | .292 | 18-30 | .600 | 6 | 17 | 23 | 3.8 | 14 | 0 | 9 | 16 | 2 | 9 | 53 | 8.8 |
| 44 | Nikolic, Niksa | 6-3 | 97 | 16.2 | 16-24 | .667 | 0-0 | .000 | 2-7 | .286 | 10 | 6 | 16 | 2.7 | 10 | 0 | 3 | 7 | 2 | 3 | 34 | 5.7 |
| 05 | Perez, Ben | 5-0 | 88 | 17.6 | 9-25 | .360 | 7-18 | .389 | 1-2 | .500 | 1 | 4 | 5 | 1.0 | 7 | 0 | 4 | 1 | 0 | 1 | 26 | 5.2 |
| 10 | Ristanovic, Andrija | 6-0 | 69 | 11.5 | 8-17 | .471 | 6-13 | .462 | 3-3 | 1.000 | 2 | 11 | 13 | 2.2 | 8 | 0 | 3 | 5 | 3 | 4 | 25 | 4.2 |
| 13 | Maxwell, Jahathan | 6-0 | 66 | 11.0 | 10-20 | .500 | 2-10 | .200 | 1-1 | 1.000 | 5 | 7 | 12 | 2.0 | 14 | 1 | 4 | 3 | 0 | 7 | 23 | 3.8 |
| 32 | Hudson, Payton | 3-0 | 17 | 5.7 | 0-2 | .000 | 0-1 | .000 | 0-0 | .000 | 0 | 1 | 1 | 0.3 | 1 | 0 | 1 | 1 | 0 | 2 | 0 | 0.0 |
| Team | | | | | | | | | | | 10 | 8 | 18 | | | | 1 | | | | | |
| Total..... | | 6 | 1201 | | 153-348 | .440 | 49-155 | .316 | 109-155 | .703 | 55 | 135 | 190 | 31.7 | 123 | 3 | 89 | 91 | 10 | 59 | 464 | 77.3 |
| Opponents..... | | 6 | 1202 | | 173-362 | .478 | 54-134 | .403 | 99-133 | .744 | 70 | 164 | 234 | 39.0 | 123 | 4 | 94 | 107 | 16 | 31 | 499 | 83.2 |

| TEAM STATISTICS | ION | OPP | Date | Opponent | Score | Att. |
|------------------------|---------|---------|------------|---------------------|-----------|-------|
| SCORING | 464 | 499 | 11/09/18 | ALBANY | w 72-68 | 2012 |
| Points per game | 77.3 | 83.2 | 11/13/18 | at New Mexico | L 83-90 | 10188 |
| Scoring margin | -5.8 | - | ! 11/19/18 | vs Long Beach State | L 85-86 | 207 |
| FIELD GOALS-ATT | 153-348 | 173-362 | ! 11/21/18 | vs Hartford | w 80-75 | 487 |
| Field goal pct | .440 | .478 | 11/24/18 | at Providence | L 79-91 | 8187 |
| 3 POINT FG-ATT | 49-155 | 54-134 | 11/27/18 | at Ohio | L 65-89 | 5227 |
| 3-point FG pct | .316 | .403 | 12/01/18 | at Va. Commonwealth | 7:00 pm | |
| 3-pt FG made per game | 8.2 | 9.0 | @ 12/09/18 | vs Columbia | 11:00 am | |
| FREE THROWS-ATT | 109-155 | 99-133 | # 12/15/18 | vs Princeton | 11:30 am | |
| Free throw pct | .703 | .744 | 12/22/18 | at Yale | 2:00 pm | |
| F-Throws made per game | 18.2 | 16.5 | 12/30/18 | HOLY CROSS | 1:00 pm | |
| REBOUNDS | 190 | 234 | * 01/03/19 | MONMOUTH | 7:00 pm | |
| Rebounds per game | 31.7 | 39.0 | * 01/05/19 | FAIRFIELD | 1:00 pm | |
| Rebounding margin | -7.3 | - | * 01/11/19 | at Niagara | 7:00 pm | |
| ASSISTS | 89 | 94 | * 01/13/19 | at Canisius | 2:00 pm | |
| Assists per game | 14.8 | 15.7 | * 01/18/19 | MARIST | 7:00 pm | |
| TURNOVERS | 91 | 107 | * 01/20/19 | at Monmouth | 1:00 pm | |
| Turnovers per game | 15.2 | 17.8 | * 01/25/19 | RIDER | 7:00 pm | |
| Turnover margin | +2.7 | - | * 01/27/19 | at Fairfield | 1:00 pm | |
| Assist/turnover ratio | 1.0 | 0.9 | * 01/31/19 | at Marist | 7:00 pm | |
| STEALS | 59 | 31 | * 02/02/19 | SIENA | 1:00 pm | |
| Steals per game | 9.8 | 5.2 | * 02/08/19 | QUINNIPIAC | 7:00 pm | |
| BLOCKS | 10 | 16 | * 02/10/19 | NIAGARA | 1:00 pm | |
| Blocks per game | 1.7 | 2.7 | * 02/13/19 | at Siena | 7:00 pm | |
| ATTENDANCE | 2012 | 24296 | * 02/15/19 | SAINT PETER'S | 7:00 pm | |
| Home games-Avg/Game | 1-2012 | 3-7867 | * 02/19/19 | at Quinnipiac | 7:00 pm | |
| Neutral site-Avg/Game | - | 2-347 | * 02/22/19 | at Manhattan | 7:00 pm | |
| | | | * 02/24/19 | CANISIUS | 1:00 pm | |
| | | | * 03/01/19 | at Rider | 7/9:00 pm | |

| Score by Periods | 1st | 2nd | Totals |
|------------------|-----|-----|--------|
| Iona College | 212 | 252 | 464 |
| Opponents | 234 | 265 | 499 |

* = MAAC game
 ! = MGM Resorts Main Event - Las Vegas, NV
 @ = MSG Holiday Festival - New York, NY
 # = Boardwalk Classic - Atlantic City, NJ

2018-19 Iona College Men's Basketball Roster

Numerical

| No. | Name | Cl. | Pos. | Ht. | Wt. | Hometown / Last School / High School |
|-----|--------------------|-----|------|------|-----|--|
| 0 | Rickey McGill | Sr. | G | 6-1 | 175 | Spring Valley, NY / Spring Valley |
| 1 | Isaiah Still | Jr. | G/F | 6-6 | 190 | Rahway, NJ / Union Catholic / Robert Morris |
| 2 | E.J. Crawford | Jr. | G/F | 6-6 | 210 | Hartford, CT / St. Thomas More |
| 3 | Asante Gist | Jr. | G | 5-11 | 185 | East Orange, NJ / St. Anthony / Eastern Kentucky |
| 5 | Ben Perez | Jr. | G | 6-3 | 180 | San Marcos, CA / USAFA Prep (CO) / San Diego State / South Plains College (TX) |
| 10 | Andrija Ristanovic | Fr. | F | 6-10 | 200 | Belgrade, Serbia / Hillcrest Prep (AZ) |
| 12 | Tajuan Agee | Jr. | F | 6-8 | 215 | Chicago, IL / Hyde Park / Tyler JC (TX) |
| 13 | Jahnathan Maxwell | Jr. | F | 6-8 | 230 | Virginia Beach, VA / Odessa College (TX) |
| 20 | Isaiah Ross* | Jr. | G | 6-4 | 195 | Davenport, IA / Davenport West / UMKC |
| 24 | Malik Rhem | Jr. | G | 6-3 | 170 | Bronx, NY / Cardinal Spellman |
| 32 | Payton Hudson | Fr. | G | 6-0 | 170 | Yonkers, NY / Our Savior Lutheran |
| 44 | Niksa Nikolic | Jr. | F | 6-8 | 234 | Belgrade, Serbia / High School of Sport / Southeastern CC (IA) |

Alphabetical

| No. | Name | Cl. | Pos. | Ht. | Wt. | Hometown / High School |
|-----|--------------------|-----|------|------|-----|--|
| 12 | Tajuan Agee | Jr. | F | 6-8 | 215 | Chicago, IL / Hyde Park / Tyler JC (TX) |
| 2 | E.J. Crawford | Jr. | G/F | 6-6 | 210 | Hartford, CT / St. Thomas More |
| 3 | Asante Gist | Jr. | G | 5-11 | 185 | East Orange, NJ / St. Anthony / Eastern Kentucky |
| 32 | Payton Hudson | Fr. | G | 6-0 | 170 | Yonkers, NY / Our Savior Lutheran |
| 13 | Jahnathan Maxwell | Jr. | F | 6-8 | 230 | Virginia Beach, VA / Odessa College (TX) |
| 0 | Rickey McGill | Sr. | G | 6-1 | 175 | Spring Valley, NY / Spring Valley |
| 44 | Niksa Nikolic | Jr. | F | 6-8 | 234 | Belgrade, Serbia / High School of Sport / Southeastern CC (IA) |
| 5 | Ben Perez | Jr. | G | 6-3 | 180 | San Marcos, CA / USAFA Prep (CO) / San Diego State / South Plains College (TX) |
| 24 | Malik Rhem | Jr. | G | 6-3 | 170 | Bronx, NY / Cardinal Spellman |
| 10 | Andrija Ristanovic | Fr. | F | 6-10 | 200 | Belgrade, Serbia / Hillcrest Prep (AZ) |
| 20 | Isaiah Ross* | Jr. | G | 6-4 | 195 | Davenport, IA / Davenport West / UMKC |
| 1 | Isaiah Still | Jr. | G/F | 6-6 | 190 | Rahway, NJ / Union Catholic / Robert Morris |

Head Coach: Tim Cluess (Hofstra '83), ninth season

Assistant Coaches: Eric Eaton (UMass-Dartmouth '97), Tra Arnold (Biola '05), Ricky Johns (Utah '07)

Director of Operations: John Mateyko (American International '83)

Graduate Manager: Ricky Kerins (Iona '17)

* - must sit out 2018-19 season due to NCAA transfer regulations

| By Class: | By State: | By Tenure: |
|----------------------------------|--------------------------------------|--|
| Seniors (1) Rickey McGill | New York (4) Payton Hudson | Returners (3) E.J. Crawford [§] |
| Juniors (8) Tajuan Agee | Rickey McGill | Rickey McGill [§] |
| E.J. Crawford | Malik Rhem | Andrija Ristanovic |
| Asante Gist | Connecticut (1) E.J. Crawford | Newcomers (9) Tajuan Agee |
| Jahnathan Maxwell | New Jersey (2) Asante Gist | Asante Gist |
| Niksa Nikolic | Isaiah Still | Payton Hudson |
| Ben Perez | California (1) Ben Perez | Jahnathan Maxwell |
| Malik Rhem | Illinois (1) Tajuan Agee | Niksa Nikolic |
| Isaiah Ross | Iowa (1) Isaiah Ross | Ben Perez |
| Isaiah Still | Virginia (1) Jahnathan Maxwell | Malik Rhem |
| Freshmen (2) Payton Hudson | Serbia (2) Andrija Ristanovic | Isaiah Ross |
| Andrija Ristanovic | Niksa Nikolic | Isaiah Still |

[§] - returning 2017-18 starter

Pronunciation Guide:

| | |
|--|--|
| HC - Tim Cluess - CLOOSE | #10 - Andrija Ristanovic - ANN-dree-ah riss-TAHN-oh-vich (like Andrea) |
| AC - Tra Arnold - TREY | #12 - Tajuan Agee - tah-WAN A-G (short "a", soft "g") |
| DOB - John Mateyko - mah-TAY-coh | #13 - Jahnathan Maxwell - JON-ah-thin |
| #3 - Asante Gist - ah-SAHN-tay GIST (hard "g", like "gas") | #44 - Niksa Nikolic - NICK-sha NICK-oh-litch |

Iona Gaels Multimedia: Social Media Guide

