



WATERKONSULT Equipment and Services, Inc.

“WaterCore”

Web Based Data Acquisition and Control



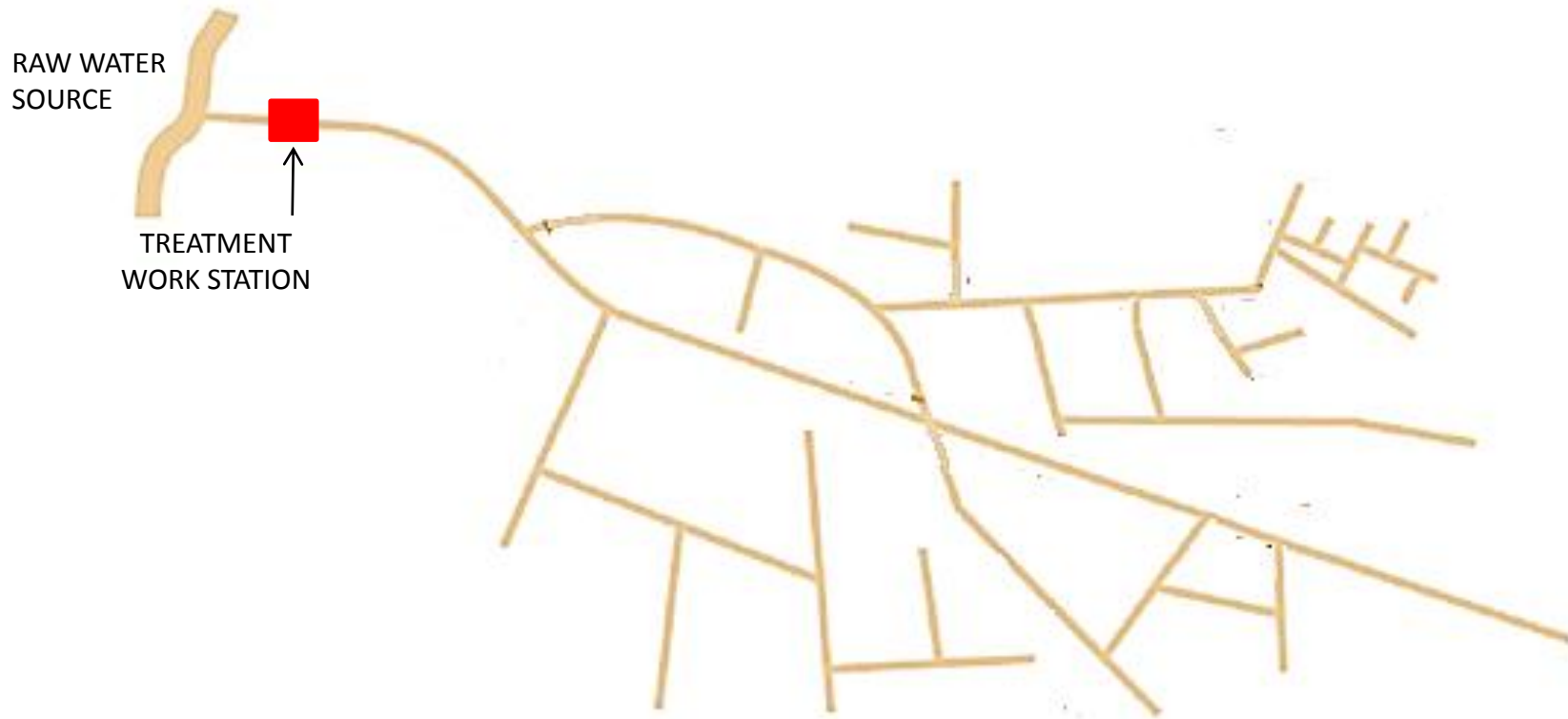
TECHNOLOG

Reduce your **NRW** now!

- **DMA Formation**
- **Flow and Pressure Management**
- **Leak Detection Management**
- **Meter Accuracy, Sizing and Replacement Program**
- **Hydraulic Analysis**
- **Telemetry / SCADA**
- **Pipe Investigation, Cleaning, Rehab**
- **GIS Development**
- **Hot Tapping / Line Stopping Works**
- **CCTV Operations and Maintenance**
- **NRW Training and Operations**
- **Equipment Repair and Maintenance**
- **Consultancy Services**

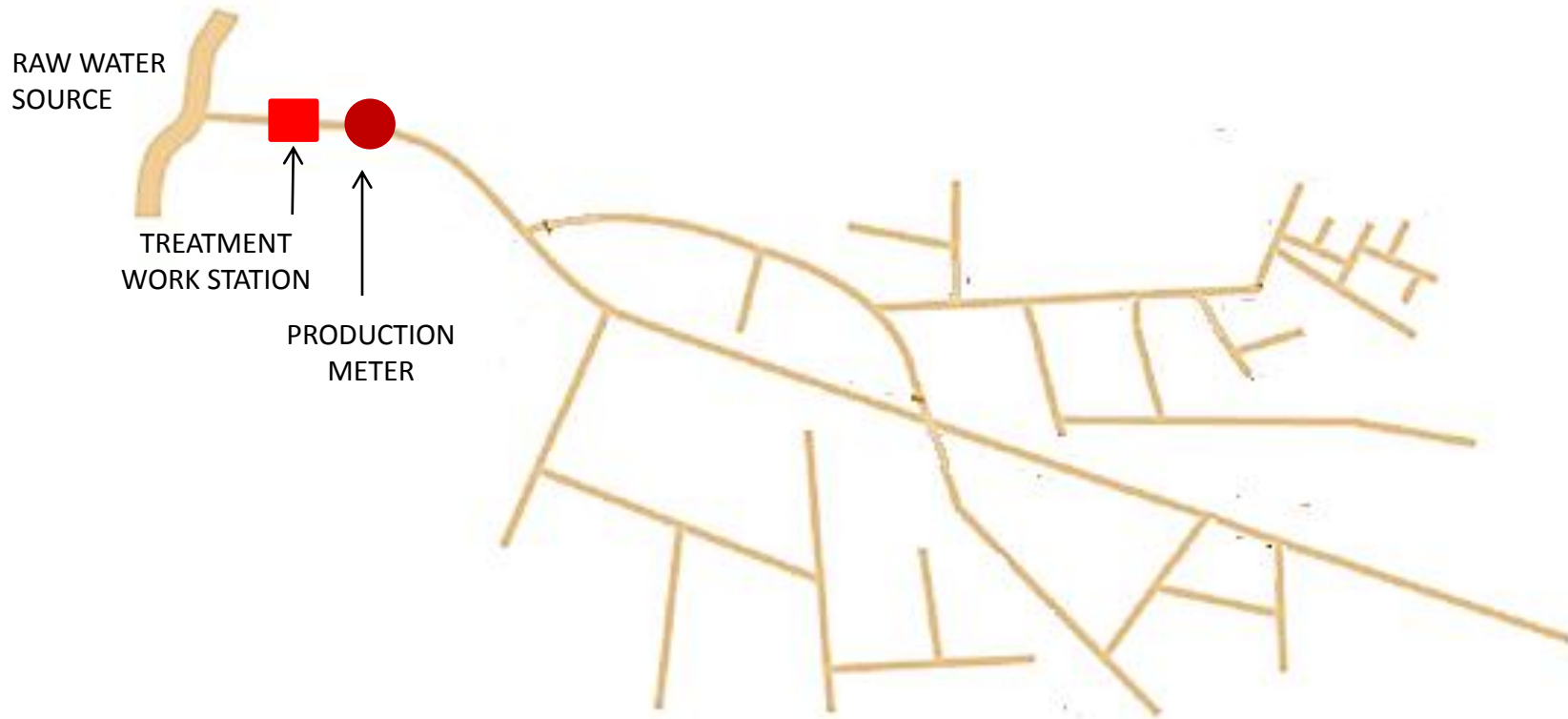
DMA Formation

DMA Formation Equipment Supplies and Contracting Service



DMA Formation

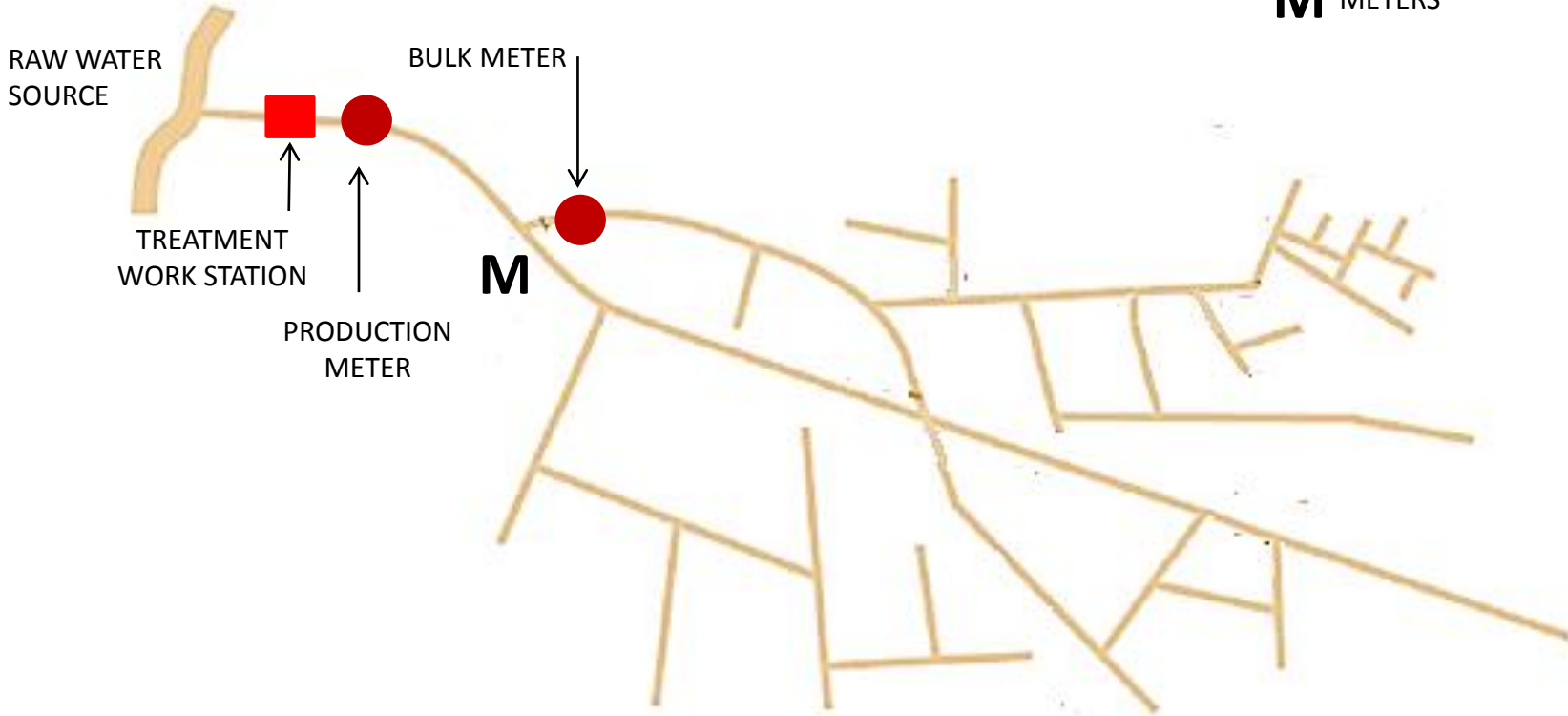
DMA Formation Equipment Supplies and Contracting Service



DMA Formation

DMA Formation Equipment Supplies and Contracting Service

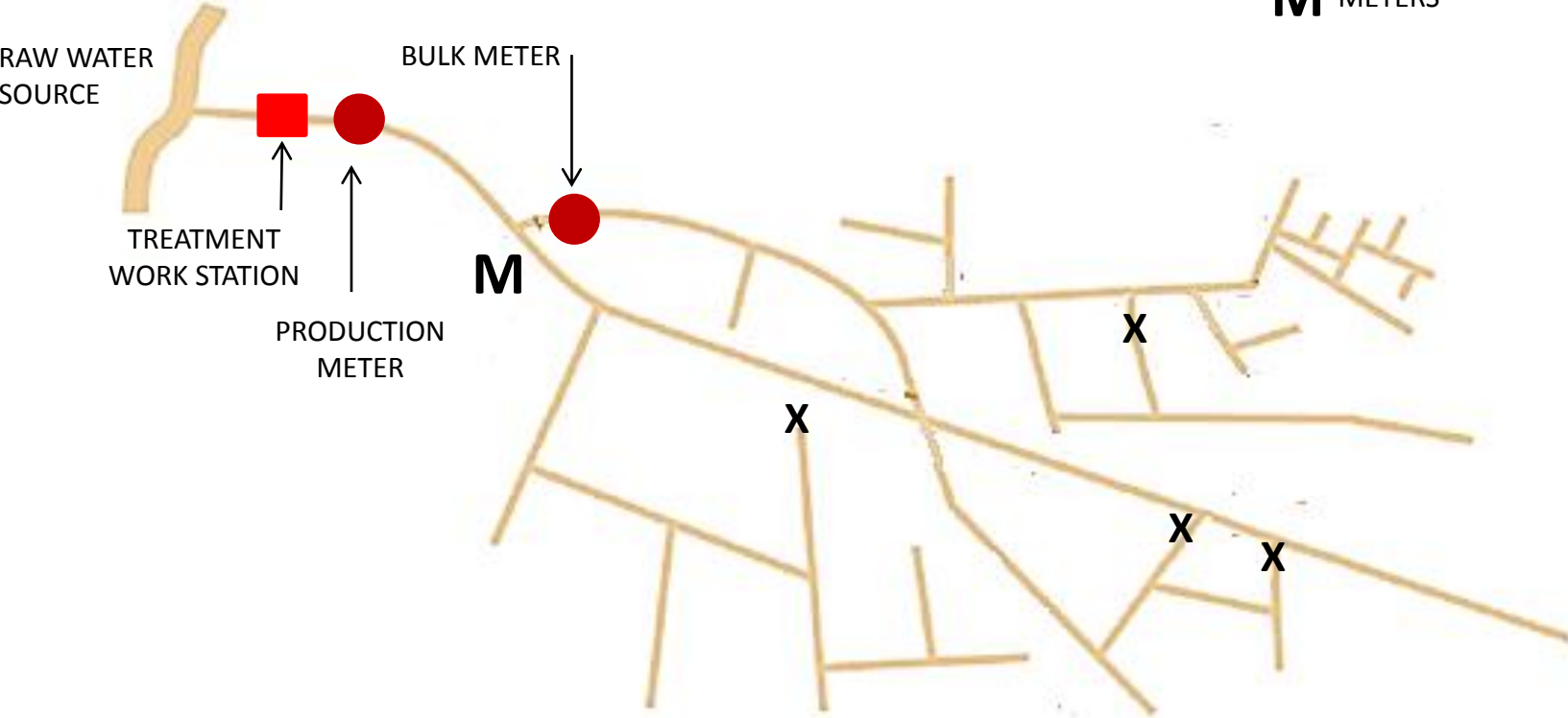
- DISTRICT METER CHAMBER (Flow Meter, Data Logger, Automatic Control Valve)
- M** METERS



DMA Formation

DMA Formation Equipment Supplies and Contracting Service

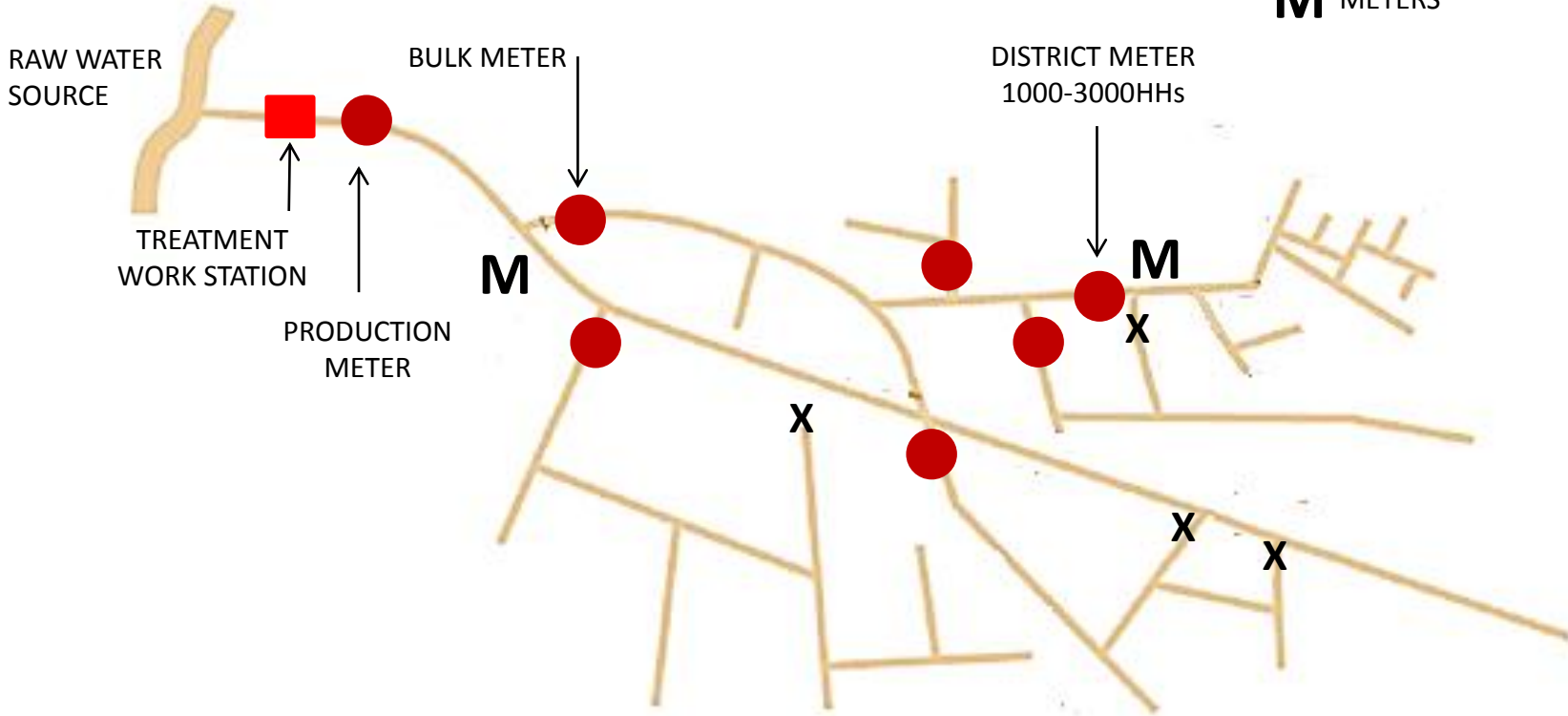
- X** ISOLATION VALVE
- DISTRICT METER CHAMBER (Flow Meter, Data Logger, Automatic Control Valve)
- M** METERS



DMA Formation

DMA Formation Equipment Supplies and Contracting Service

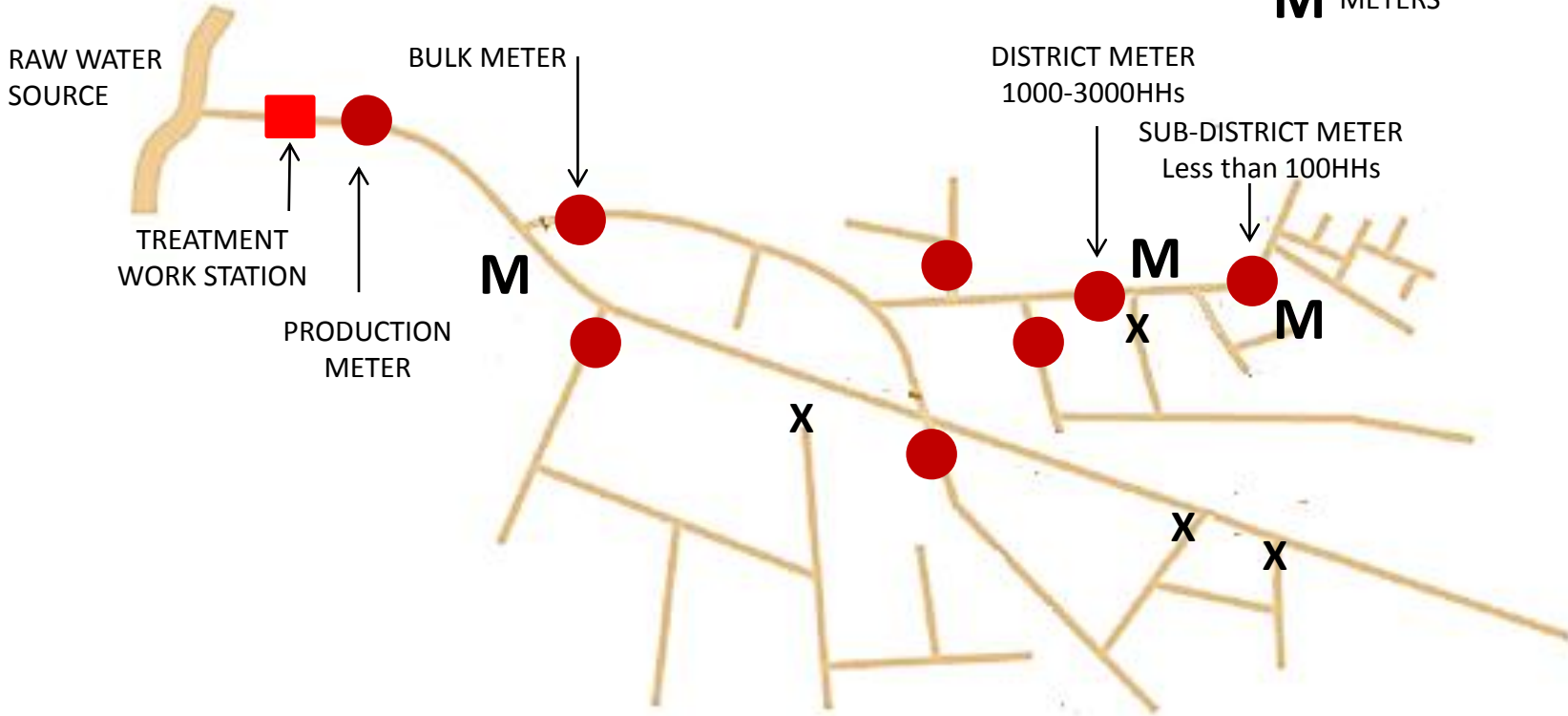
- X** ISOLATION VALVE
- DISTRICT METER CHAMBER (Flow Meter, Data Logger, Automatic Control Valve)
- M** METERS



DMA Formation

DMA Formation Equipment Supplies and Contracting Service

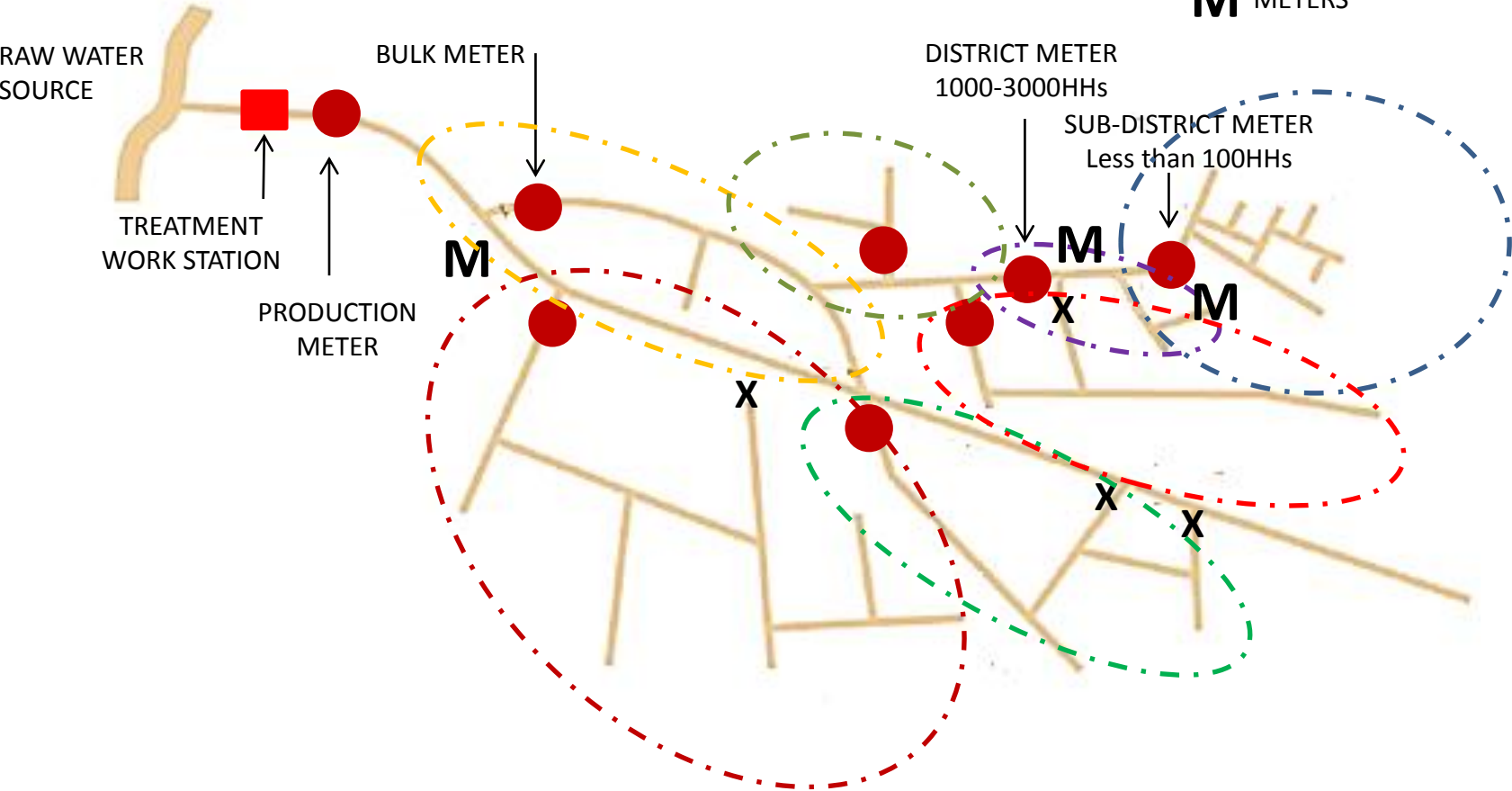
- X** ISOLATION VALVE
- DISTRICT METER CHAMBER (Flow Meter, Data Logger, Automatic Control Valve)
- M** METERS



DMA Formation

DMA Formation Equipment Supplies and Contracting Service

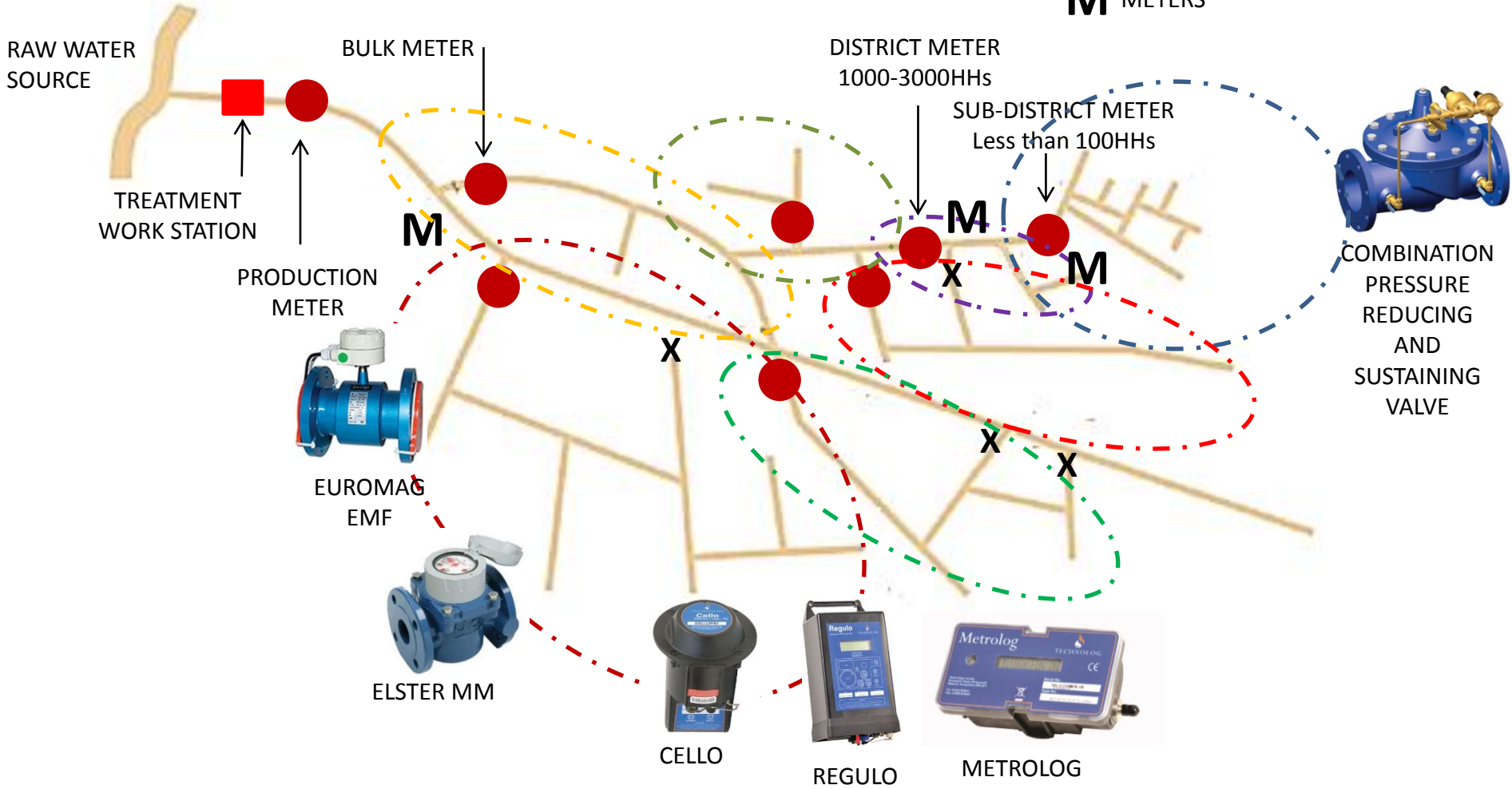
- X** ISOLATION VALVE
- DISTRICT METER CHAMBER (Flow Meter, Data Logger, Automatic Control Valve)
- M** METERS



DMA Formation

DMA Formation Equipment Supplies and Contracting Service

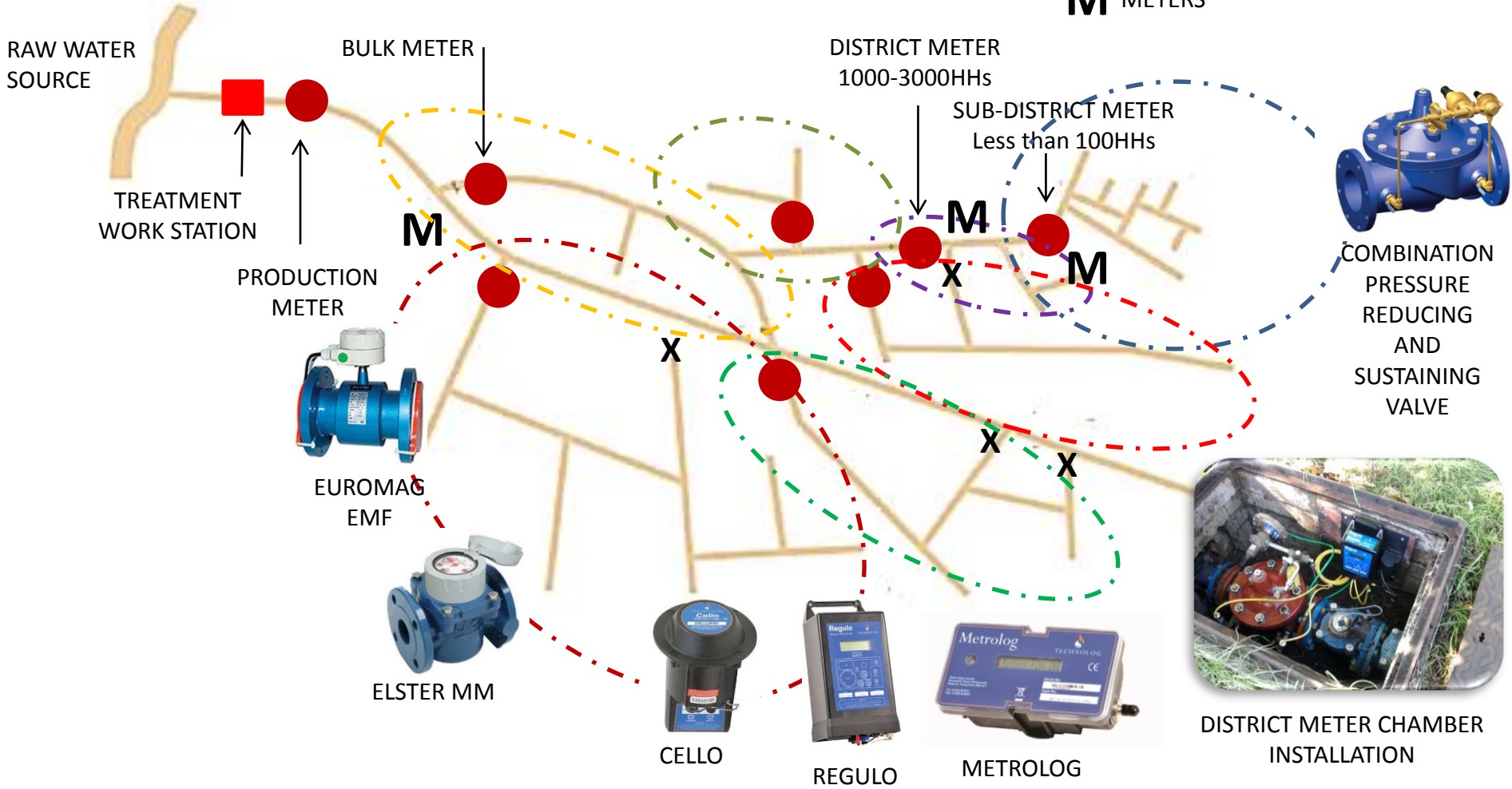
- X** ISOLATION VALVE
- DISTRICT METER CHAMBER (Flow Meter, Data Logger, Automatic Control Valve)
- M** METERS



DMA Formation

DMA Formation Equipment Supplies and Contracting Service

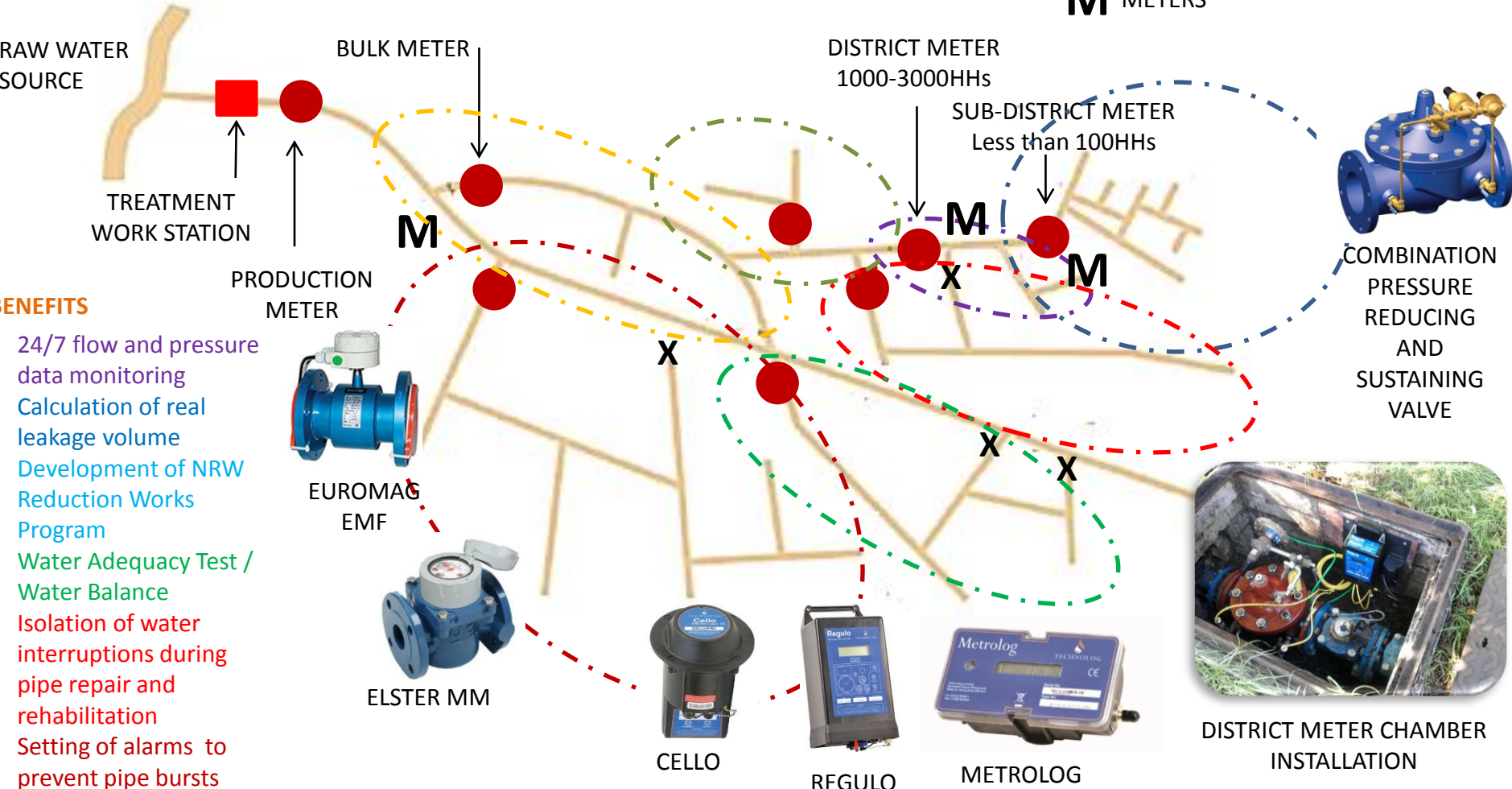
- X** ISOLATION VALVE
- DISTRICT METER CHAMBER (Flow Meter, Data Logger, Automatic Control Valve)
- M** METERS



DMA Formation

DMA Formation Equipment Supplies and Contracting Service

- X** ISOLATION VALVE
- DISTRICT METER CHAMBER (Flow Meter, Data Logger, Automatic Control Valve)
- M** METERS



- BENEFITS**
- 24/7 flow and pressure data monitoring
 - Calculation of real leakage volume
 - Development of NRW Reduction Works Program
 - Water Adequacy Test / Water Balance
 - Isolation of water interruptions during pipe repair and rehabilitation
 - Setting of alarms to prevent pipe bursts
 - Easy Maintenance

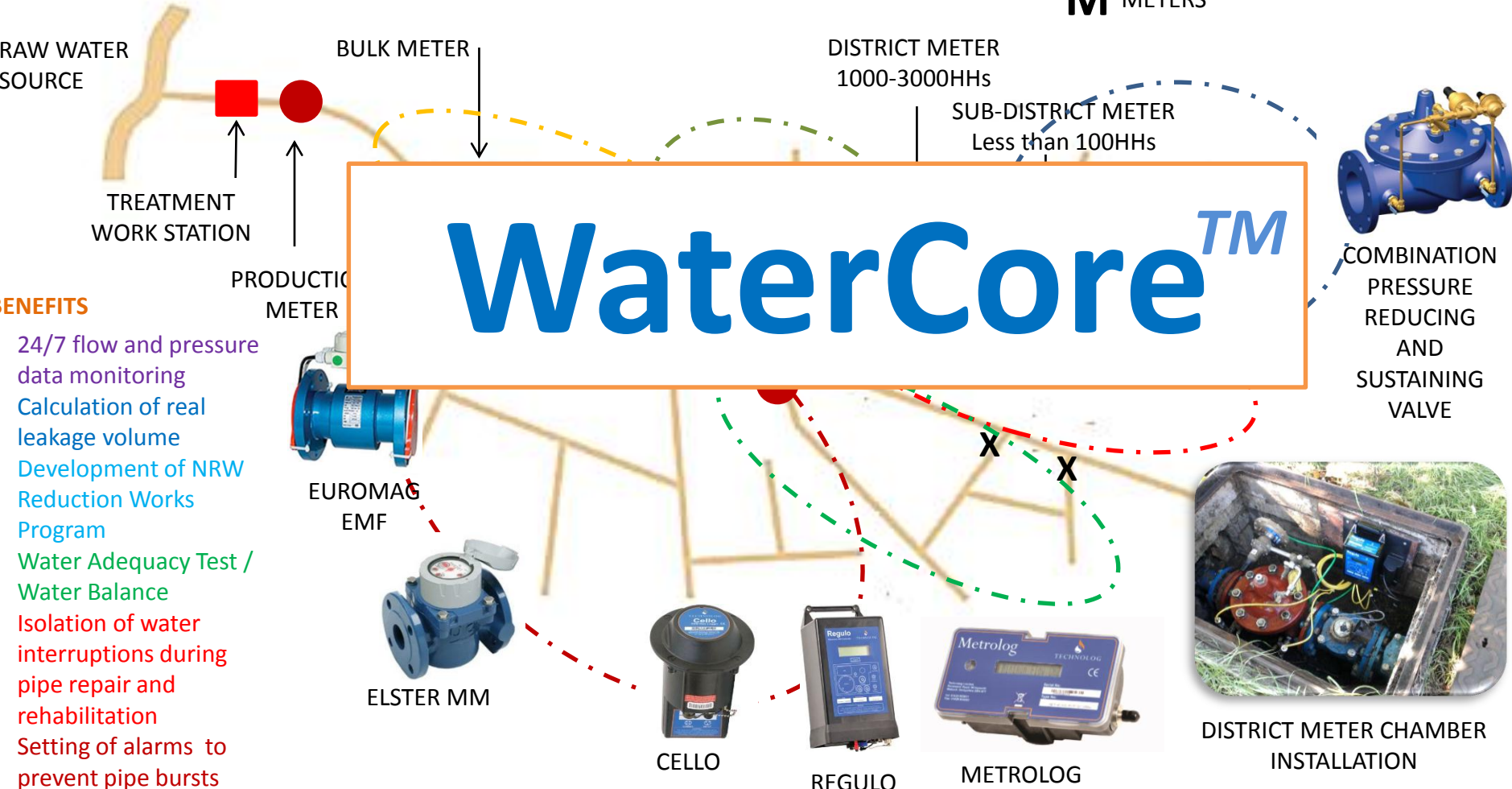


DISTRICT METER CHAMBER INSTALLATION

DMA Formation

DMA Formation Equipment Supplies and Contracting Service

- X** ISOLATION VALVE
- DISTRICT METER CHAMBER (Flow Meter, Data Logger, Automatic Control Valve)
- M** METERS



- BENEFITS**
- 24/7 flow and pressure data monitoring
 - Calculation of real leakage volume
 - Development of NRW Reduction Works Program
 - Water Adequacy Test / Water Balance
 - Isolation of water interruptions during pipe repair and rehabilitation
 - Setting of alarms to prevent pipe bursts
 - Easy Maintenance



DISTRICT METER CHAMBER INSTALLATION



TECHNOLOG



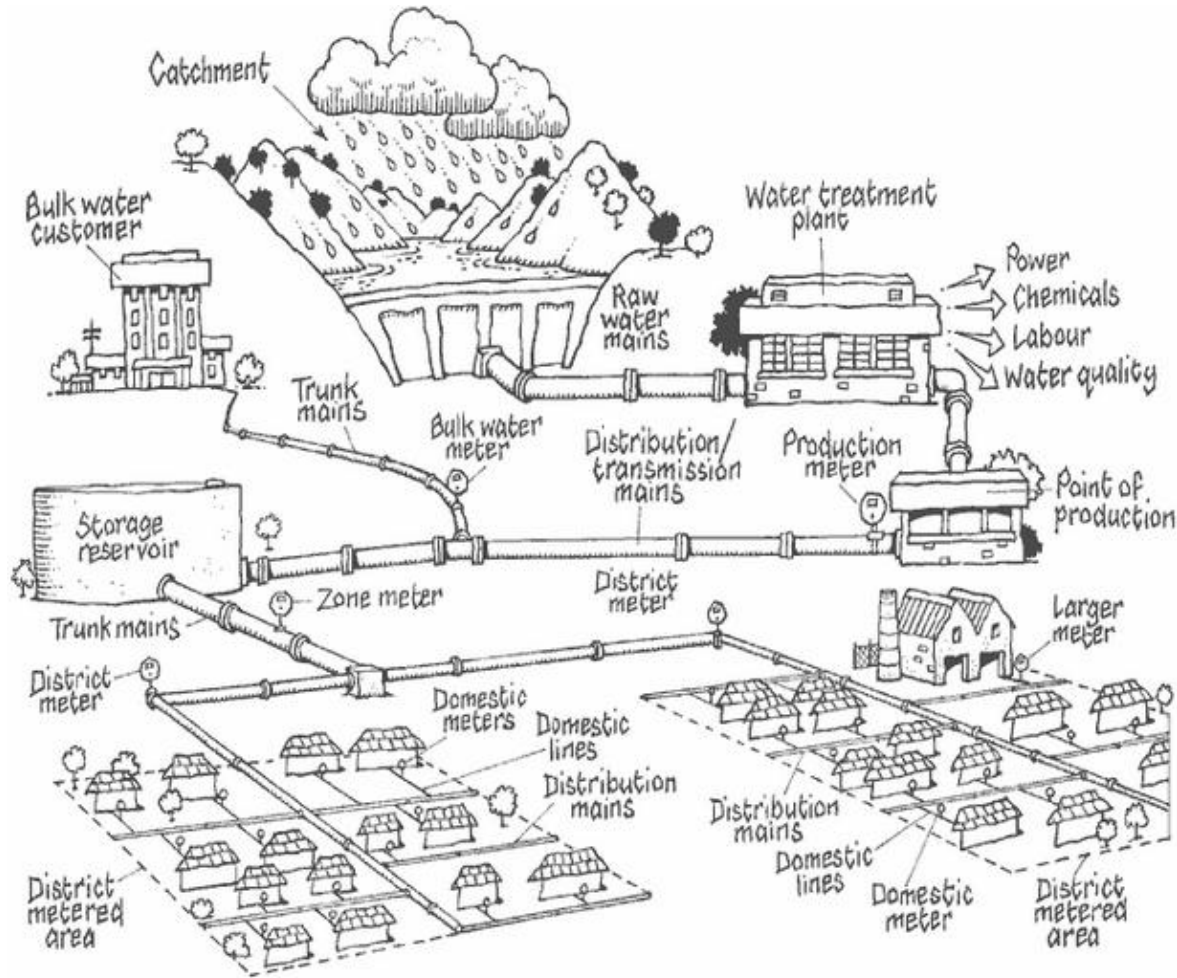
WATERKONSULT Equipment and Services, Inc.


Technolog Limited

- 🔥 Niché Product, Service provider and Consultant to the Utility industry for over 30 years
- 🔥 The **leading supplier** of Data loggers and PRV controllers worldwide
- 🔥 Accredited and certified to **ISO 9001**, **ISO 14001** and **OHSAS 18001**
- 🔥 Worldwide reputation for providing honest and unbiased advise
- 🔥 Responsible for **80%** of the UK Water network monitoring market
- 🔥 **70%** of the UK Water advanced pressure control market
- 🔥 Dedicated highly trained network of overseas distributors
- 🔥 Supply NRW consultancy, product and services throughout the Philippines via **WaterKonsult**









- **Monitor:**

Distribution Pressure

Water Quality

Flow and AMR

PRV stability

River, reservoir and bore-hole water level

Pumping station / pump duty monitoring

Environmental studies / Rainfall



- **Control:**


Pressure Reducing Valves, via

- **Time Based Control**
- **Flow Based Control**
- **Closed Loop**

Pumps


Pressure Sustaining Valves
















TECHNOLOG

WaterCore

Web Based Data Acquisition and Control

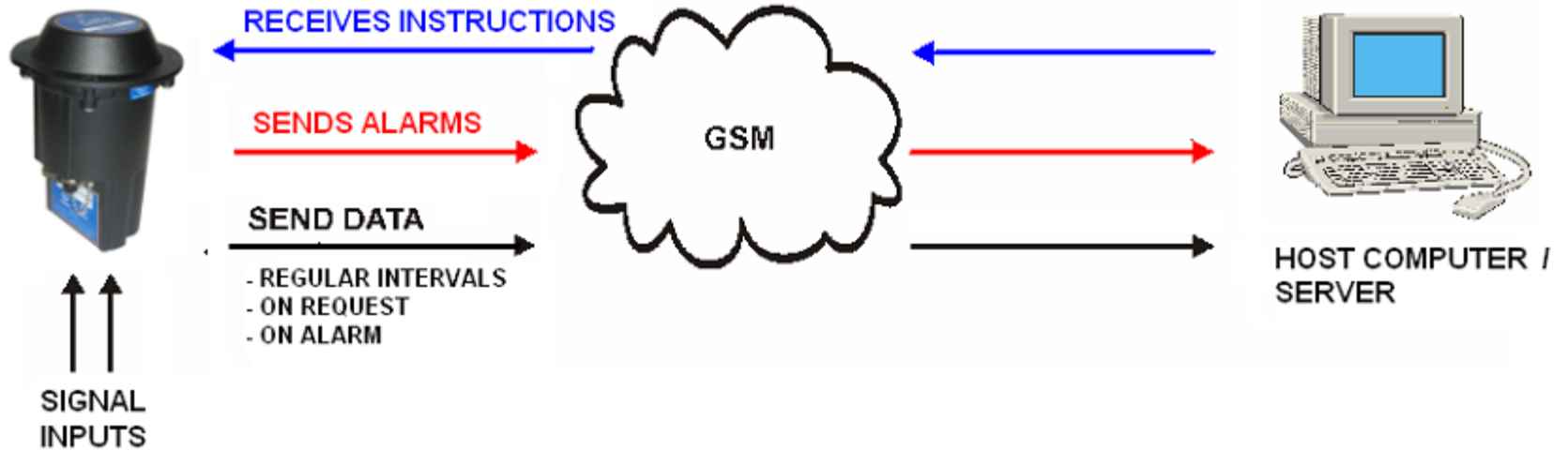


- 🔥 **A cutting edge LOCAL managed webserver for acquiring site data and providing remote control of PRV's and Pumps.**
- 🔥 **Flexible data analysis and asset management**
- 🔥 **Easy to use and access data across thousands of sites.**
- 🔥 **Can be accessed from any web browser, i.e. IE, Chrome, Firefox, etc**
- 🔥 **Designed to be useful to everyone from the site engineer to the data analyst.**
- 🔥 **SCADA Integration**




Eliminates:

- The need for foreign servers to host your personal data**
- Lack of control over security and ‘Insider threats’**
- Problems with support outside local working hours**
- Being bound by foreign laws and regulations**
- Dangers of losing data through third party bankruptcy**






User Defined Webpages



User Defined Webpages



User Defined Webpages

Welcome to Telemetry System
"Reliable Information for Better Operations"



Desktop Environment

Opening a Graph

Basic Graph Functions

Comparing Data


Viewing Location Details

Analysis Viewer

Site Mapping

Maynilad guest

Site Photos (ID: 110001, Name: 10-MAN01M-PM-1 KATIPUNAN-)



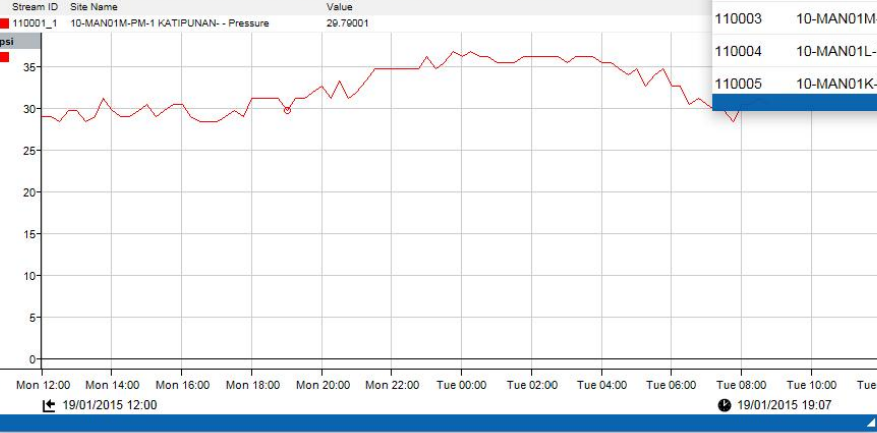
Site Search

1139 Sites found

19400	04-VAL03Q-PM-1 DT4 AT DULONG	1.0	1.0
19903	20-QRV04E-PM-1 CUATRO DE	1.0	1.0
19905	09-QUI05F-PM-1 #4-C KINGS	1.0	1.0
19906	20-QRV04D-PM-1 SANCIANGCO	1.0	1.0
77777	Telem Test - wc	1.0	1.0
110001	10-MAN01M-PM-1 KATIPUNAN-	CELLO 4	

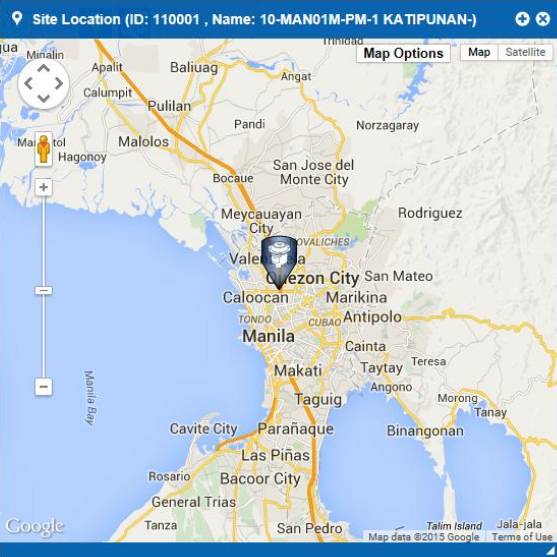
Graph

Stream ID: 110001_1, Site Name: 10-MAN01M-PM-1 KATIPUNAN - Pressure, Value: 29.76001



Stream ID	Site Name	Value
110002	10-MAN01L-PM-1	
110003	10-MAN01M-PM-2	
110004	10-MAN01L-PM-2	
110005	10-MAN01K-PM-1	

Site Location (ID: 110001, Name: 10-MAN01M-PM-1 KATIPUNAN-)



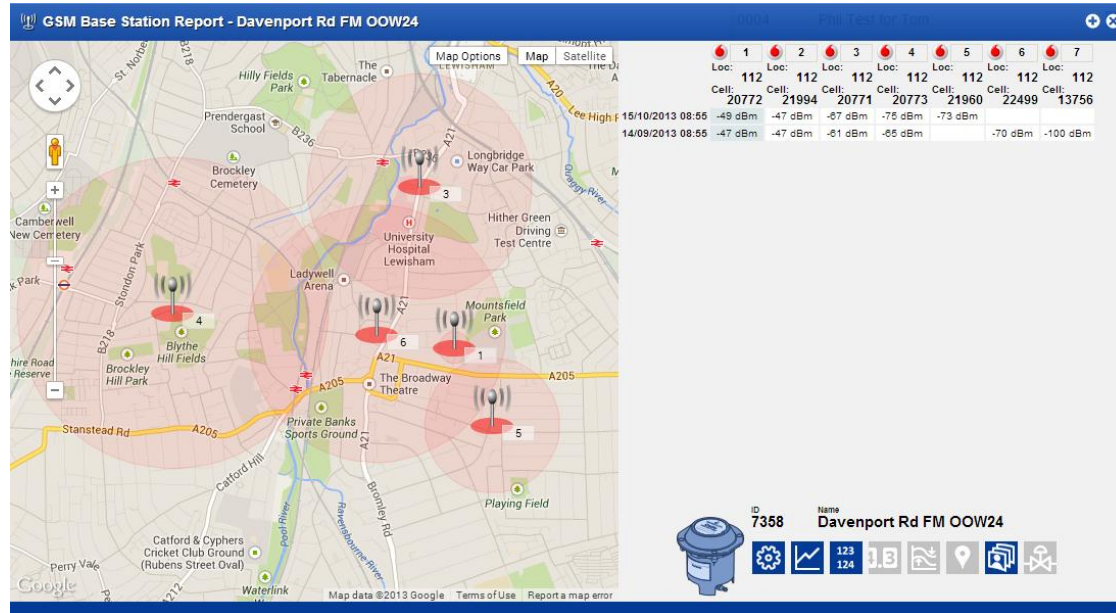
Creating Site Groups

The screenshot displays the Maynilad software interface, which is used for managing water supply sites. It is divided into several panels:

- Site Group List:** A panel on the left showing a search bar and a list of site groups. It indicates "1 Groups Found". The list includes:
 - test group
 - 12505225-PQE05M-PM-1 #13 Pressure (Status: Alert)
 - 12550125-CLP06G-PM-1 ST. Pressure (Status: Alert)
 - 12550225-CLP06E-PM-1 B27 Pressure (Status: Alert)
- Group Site Location:** A map view showing the geographical locations of the sites in the Las Piñas area, with markers for each site.
- Group Graph:** A line graph on the right showing pressure (psi) over time for two sites. The legend indicates:
 - Stream ID 125052_1: 25-PQE05M-PM-1 #13 PINK - Pressure (Value: 31.950000)
 - Stream ID 125501_1: 25-CLP06G-PM-1 ST. BERNADE - Pressure (Value: 7.79)The graph shows the pink line (Site #13) fluctuating between 30 and 45 psi, while the blue line (Site ST. BERNADE) fluctuates between 10 and 30 psi.

Communication Report

- View signal strength on map
- Identify location of mobile network antennas
- Triangulate location of logger via signal strength





TECHNOLOG

Thank You!



WATERKONSULT Equipment and Services, Inc.