



WAVE Bioreactor™ systems

Disposable Cellbag™ bioreactors

Designed for use with WAVE Bioreactor systems, Cellbag bioreactors are presterilized, single-use bags for noninvasive mixing of culture medium and cells (Fig 1). The bioreactors are useful during cultivation in research, development, and commercial manufacturing operations. As part of GE Healthcare's ReadyToProcess™ platform, Cellbag does not require sterilization or cleaning steps. The bioreactors provide a suitable environment for cell growth, while minimizing the risk of cross-contamination. Cellbag is easily coupled to the full suite of ReadyToProcess cell culture, purification, and fluid handling products.

Disposable Cellbag bioreactors deliver:

- **Biocompatibility:** These bioreactors are available in three films, each of which has been extensively tested to confirm biocompatibility. Fortem™ was designed specifically for bioprocessing. Bioclear™ 10 and Bioclear 11 have been comprehensively evaluated to assess the complex interactions during bioprocessing.
- **Ease-of-use:** Bioreactors are presterilized and disposable, requiring no cleaning, thus minimizing the risk of cross-contamination.
- **Strength:** Manufactured from multilayer films, Cellbag bioreactors are designed to provide mechanical strength for rocking bioreactor applications.
- **Customization:** Cellbag can be readily customized for user-specified connectors, tube sets, and special components.

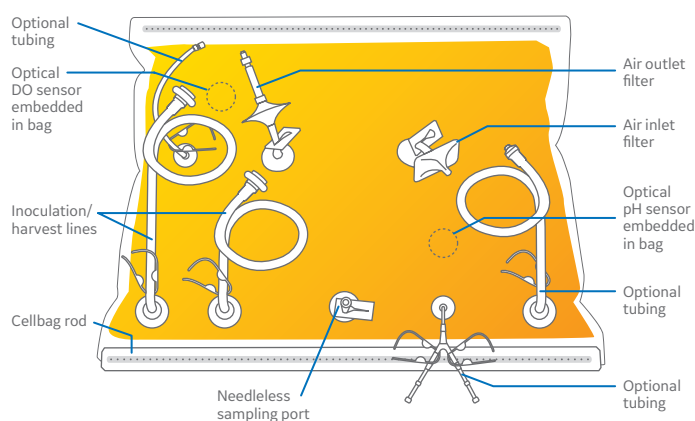


Fig 1. Representation of typical Cellbag bioreactor fittings. DO = dissolved oxygen

Principles of operation

The Cellbag bioreactor is mounted onto the electric rocking base unit of a WAVE Bioreactor system and inflated. Culture medium and cells are loaded into the bag. The rocking motion of the base unit induces waves in the cell culture fluid to provide efficient mixing and gas transfer (Fig 2). The resulting environment within the bioreactor can easily support 1×10^7 cells/mL, enabling sufficient cell growth to produce cell concentrations suitable for clinical manufacture as well as commercial production.

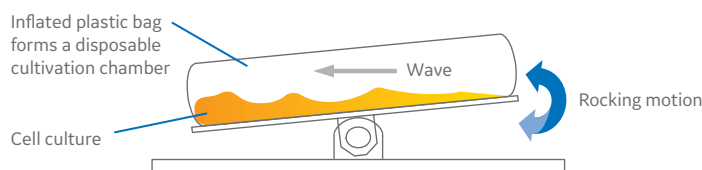


Fig 2. The wave action created by the rocking motion of the WAVE Bioreactor base unit sweeps up cells and prevents settling in the Cellbag bioreactor.

Components and materials of construction

The components and materials of construction for the Cellbag bioreactors are detailed below (Table 1). Data is available to demonstrate biocompatibility. However, validation is recommended for specific applications.

Table 1. Cellbag bioreactor components and materials

Component	Material
Fortem film	COC/LLDPE fluid contact surface; 10-layer co-extruded film
Bioclear 10 film	EVA/LDPE fluid contact surface; 7-layer laminated film
Bioclear 11 film	EVA/LDPE fluid contact surface; 7-layer laminated film
Barbed ports	Polyethylene
Luer connections	Polypropylene
MCP connectors	Polycarbonate
MCX connectors	Polycarbonate
Tubing adapters	Polypropylene
C-Flex® tubing	Thermoplastic elastomer (medical grade)
Silicone tubing	Platinum-cured silicone
Screw cap port	Polyethylene
Internal perfusion filter	Polyethylene, polyester, polypropylene, EVA
y-connector	Polypropylene
pHOPT ¹ sensor	Luminophore dye attached to a polycarbonate backing
DOOPT II ² sensor	Luminophore disc attached to a polycarbonate backing with silicone adhesive
Tempwell	Polyurethane tubing, polypropylene plug
Vent filter	Hydrophobic membrane, acrylic housing
Clave™ connector	Polycarbonate, polyester housing, silicone
ReadyMate™ connector (Fig 3)	Polycarbonate, polyester, silicone

¹ pHOPT = optical pH

² DOOPT II = optical dissolved oxygen



Fig 3. Cellbag equipped with ReadyMate connectors facilitates quick aseptic connection to downstream operations.

The standard Cellbag bioreactor comprises the following components:

- Film: designed for bioinert fluid contact and high mechanical strength
- Ports: allow access into and out of the bag
- Tubing, connectors, and clamps: facilitate and modulate fluid handling
- Rigid bars: allow installation onto the WAVE Bioreactor base unit
- 0.2 µm air filters: allow gas to flow in and out of the bag

Cellbag bioreactor configurations, options, and hardware accessories

Cellbag in Fortem film

Cellbag bioreactors are now available in Fortem film for single-use bioprocessing. Fortem film is designed from the ground up for the bioprocess industry. It delivers enhanced material science profile, application performance, and security of supply compared with legacy Bioclear films.

Material science

Fortem is a well-characterized film, with analytical work done to identify and control compounds known to impact cell culture performance. It has been tested for extractables in alignment with the BioPhorum Operations Group (BPOG) testing protocols, and extensively qualified against mechanical failure including testing for flexural fatigue, weldability, and abrasion resistance. Additionally, every lot of film is tested for antioxidant content and cell culture performance prior to release.

Application performance

Fortem is a platform film, optimized for use across the entire bioprocess workflow. WAVE Bioreactor bags have been designed to withstand repeated flexing that occurs on the rocking platform. Single-use bags for the stirred-tank Xcellerex™ bioreactors are designed to handle prolonged agitation. The bags for HyClone™ media and liquid products and ReadyToProcess storage are designed for freeze/thaw stability, as well as puncture and abrasion resistance during transport.

Security of supply

To ensure consistent performance and availability, security of supply was designed into Fortem film from its inception. Long-term contracts are in place to ensure safety stocks on both the raw materials and film. Details on Fortem raw materials can be provided down to the CAS number, and critical to quality attributes are tested and reviewed prior to lot release.

Cellbag hardware accessories

Cellbag can be used with one or more of the hardware accessories in Table 2.

Table 2. Hardware accessories available for use with standard Cellbag bioreactors

Hardware accessories	Use	Compatibility
Air filter heater	For use with air filters to prevent condensation accumulation	Use on the exhaust filter attached to the bioreactor
RTD probe	Temperature probe	For use with a Tempwell

Optical sensing technologies

GE Healthcare offers sensors specifically designed to address industry needs for high accuracy and optimal process control. The optical pH (pHOPT) and DO (DOOPT II) sensors are single-use “spot” sensors embedded into the bottom of the bioreactor (Fig 4). Technical specifications for the sensors are shown in Tables 3 and 4. The sensors are supplied preinstalled in the sterilized Cellbag bioreactor. To measure pH and DO with these sensors, a ReadyToProcess CBCU gas mixer is required for ReadyToProcess WAVE™ 25. Specially-designed fiber-optic cables are needed to connect to the bioreactor. pHOPT and DOOPT II modules are available for the larger WAVE Bioreactor 200 system. The optical sensors provide:

- High measurement accuracy with minimal drift over time
- Single-use formats
- Optimization for minimum as well as maximum bioreactor working volumes
- Compatibility with internal perfusion filter



Fig 4. The optical sensor is embedded in the underside of the Cellbag bioreactor. Shown here is the bag adapter/optical fiber cable attached to the bag port.

Table 3. Optical pH sensor specifications

pH measurement range	pH 4.5 to 8.5
pH control range	pH 6.0 to 8.0
pH measurement accuracy	± 0.05 pH within ± 0.25 pH from offset calibration pH ± 0.1 pH within 0.25 to 0.5 pH from offset calibration pH
pH control accuracy (versus setpoint)	± 0.05 pH

Table 4. Optical DO sensor specifications

DO measurement range	0% to 250% air saturation
DO measurement accuracy	± 5% air saturation (excluding atmospheric pressure variations)
DO control range	0% to 100% air saturation

Perfusion solution

The Cellbag portfolio offers a line of perfusion solutions for applications in cell intensified seed train, small-scale production, and other processes. Perfusion bags are fitted with a porous polyethylene-based perfusion filter that floats on the medium and is used to retain cells in the bag during perfusion cultivation or medium exchange. The filter is connected to the wall of the bioreactor via a harvest tube. The outside port of this harvest tube ends in a Luer connector, allowing for the attachment of pump tubing and harvest vessel. Operating a peristaltic pump in the harvest line will create suction and draw liquid through the filter into the harvest vessel. Cells are retained by the filter that stays clear due to movement across the culture surface. Lateral movement of the filter delays cell/debris attachment to the filter, which reduces the rate of fouling. The large filter surface area also enables a high flow rate.

M*Bag mixing chambers

M*Bag mixing chambers are disposable presterilized sealed bags, which enable sterile mixing of liquids in WAVE Mixer™ systems. The mixing chambers are used in various applications, including warming and thawing of materials and mixing prior to fill.

Operating specifications

Cellbag is designed to the following specifications:

- Operating temperature range: 10°C to 50°C
- Maximum operating pressure: 0.1 bar (1.5 psig, 0.01 MPa)

Operating volumes and hardware compatibility details for Cellbag bioreactors and M*Bag mixing chambers are listed in Tables 6 and 7, respectively.

Table 6. Operating volumes and hardware compatibility for Cellbag

System	Bag size	Min.	Max.	Tray
ReadyToProcess WAVE 25	1 L	50 mL	500 mL	N/A
	2 L	100 mL	1 L	Tray 20
	10 L	500 mL	5 L	Tray 20
	20 L	1 L	10 L	Tray 20
	22 L	1 L	10 L	Tray 50
WAVE Bioreactor 200	50 L	5 L	25 L	Tray 50
	100 L	5 L	50 L	N/A
	200 L	10 L	100 L	N/A

Table 7. Operating volumes and hardware compatibility for M*Bag mixing chambers

System	Bag size	Maximum
Mixer 20/50 and Mixkit20	20 L	15 L
	50 L	35 L

Tube kits

Tube kits are designed for use with Cellbag and M*Bag mixing chambers. TK001 is a tube kit that uses a Clave connector, creating an option to use multiple sampling valves on a bag. TK003 features two T-connectors to maximize the number of connection ports. The tube kits are connected to Cellbag and M*Bag mixing chambers with Sterile Tube Fuser.

Regulatory conformance

Sterility and endotoxin

Cellbag bioreactors are sterilized by gamma irradiation at 27.5 to 40 kGy. Lot release requires less than 0.125 EU endotoxin/mL detected per bag.

Biocompatibility

Testing is performed on gamma irradiated film (50 kGy), and biocompatibility meets USP Class VI Biological Tests for Plastics (USP88) and ISO 10993 requirements including:

- ISO 10993-4: hemolysis study in vivo, extraction method
- ISO 10993-5/USP87: cytotoxicity study using ISO elution method
- ISO 10993-6/USP88: muscle implantation study in rabbit
- ISO 10993-10/USP88: acute intracutaneous reactivity study in rabbit
- ISO 10993-11/USP88: acute systemic toxicity in mouse

Sizes and options

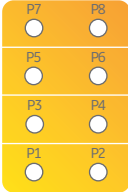

Detailed information on standard sizes and options available for Cellbag bioreactors is given in Tables 8 and 9. Cellbag bioreactors can also be customized to suit your specific cell culture process needs. Cellbag hardware accessories

Cellbag can be used with one or more of the hardware accessories in Table 2.

Table 2. Hardware accessories available for use with standard Cellbag bioreactors

Hardware accessories	Use	Compatibility
Air filter heater	For use with air filters to prevent condensation accumulation	Use on the exhaust filter attached to the bioreactor
RTD probe	Temperature probe	For use with a Tempwell

Table 8. Cellbag sizes and options

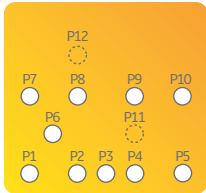
Cellbag	Version	Ports	Description	Cellbag	Version	Ports	Description
Cellbag 500 mL 	Basic	1, 3, 5, 7	Air inlet filter	Cellbag 1 L 	Basic	1, 5	1/8 in × 1/4 in × 39 in C-Flex, female Luer
		2, 4, 6, 8	3/16 in × 3/8 in × 2 in silicone			2, 6	3/16 in × 3/8 in × 2 in silicone, needleless sampling
						3, 7	Air outlet filter, check valve
						4, 8	Air inlet filter

Cellbag	Version	Ports	Description	Ports	Description
Cellbag 2 L 	Basic	1	1/8 in × 1/4 in × 39 in C-Flex, female Luer	5	Air inlet filter
		2	N/A	6	Air outlet filter, check valve
3		3/16 in × 3/8 in × 2 in silicone, needleless sampling	7-9	N/A	
4		N/A			
Oxywell2	1	1/8 in × 1/4 in × 39 in C-Flex, female Luer	5	Air inlet filter	
	2	3/16 in × 3/8 in × 2 in silicone, needleless sampling	6	Air outlet filter, check valve	
	3	3/16 in × 3/8 in × 2 in silicone, female Luer	7	3/16 in × 3/8 in × 2 in silicone, female Luer	
	4	Oxywell2, for DOOPT probe	8, 9	N/A	
Screwcap	1	1/8 in × 1/4 in × 39 in C-Flex, female Luer	5	Air inlet filter	
	2	3/16 in × 3/8 in × 2 in silicone, needleless sampling	6	Air outlet filter, check valve	
	3	Oxywell2, for DOOPT probe	7	3/16 in × 3/8 in × 2 in silicone, female Luer	
	4	Screwcap, 38/400	8, 9	N/A	
Perfusion	1	1/8 in × 1/4 in × 39 in C-Flex, female Luer	6	Air outlet filter, check valve	
	2	3/16 in × 3/8 in × 2 in silicone, needleless sampling	7	3/16 in × 3/8 in × 2 in silicone, female Luer	
	3	Y-connection attached to perfusion filter	8, 9	N/A	
	4	Oxywell2, for DOOPT probe	Int.	Perfusion filter	
	5	Air inlet filter			
pHOPT	1	1/8 in × 1/4 in × 39 in C-Flex, female Luer	6	Air outlet filter, check valve	
	2	3/16 in × 3/8 in × 2 in silicone, needleless sampling	7	3/16 in × 3/8 in × 2 in silicone, female Luer	
	3	3/16 in × 3/8 in × 2 in silicone, female Luer	8	pHOPT sensor body - bottom of bag	
	4	Oxywell2, for DOOPT probe	9	N/A	
	5	Air inlet filter			
pHOPT and Screwcap	1	1/8 in × 1/4 in × 39 in C-Flex, female Luer	6	Air outlet filter, check valve	
	2	3/16 in × 3/8 in × 2 in silicone, needleless sampling	7	3/16 in × 3/8 in × 2 in silicone, female Luer	
	3	Oxywell2, for DOOPT probe	8	pHOPT sensor body - bottom of bag	
	4	Screwcap, 38/400	9	N/A	
	5	Air inlet filter			
pHOPT and Perfusion	1	1/8 in × 1/4 in × 39 in C-Flex, female Luer	6	Air outlet filter, check valve	
	2	3/16 in × 3/8 in × 2 in silicone, needleless sampling	7	3/16 in × 3/8 in × 2 in silicone, female Luer	
	3	Y-connection attached to perfusion filter	8	pHOPT sensor body - bottom of bag	
	4	Oxywell2, for DOOPT probe	9	N/A	
	5	Air inlet filter			
ReadyMate	1	1/4 in × 7/16 in × 39 in C-Flex, ReadyMate	5	Air inlet filter	
	2	3/16 in × 3/8 in × 2 in silicone, needleless sampling	6	Air outlet filter, check valve	
	3	3/16 in × 3/8 in × 2 in silicone, female Luer	7	3/16 in × 3/8 in × 2 in silicone, female Luer	
	4	Oxywell2, for DOOPT probe	8, 9	N/A	
DOOPT II and pHOPT	1	1/4 in × 7/16 in × 39 in C-Flex, ReadyMate	6	Air outlet filter, check valve	
	2	1/4 in × 7/16 in × 39 in C-Flex, ReadyMate	7	N/A	
	3	3/16 in × 3/8 in × 2 in silicone, needleless sampling	8	pHOPT sensor body - bottom of bag	
	4	1/8 in × 1/4 in × 2 in C-Flex, y-connector, 1/8 in × 1/4 in × 18 in C-Flex, female Luer	9	DOOPT II sensor body - bottom of bag	
	5	Air inlet filter			

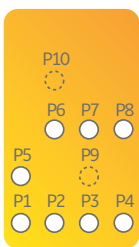
DOOPT II, pHOPT, and Screwcap	1	1/4 in × 7/16 in × 39 in C-Flex, ReadyMate	6	Air outlet filter, check valve	
	2	1/4 in × 7/16 in × 39 in C-Flex, ReadyMate	7	1/8 in × 1/4 in × 2 in C-Flex, y-connector, 1/8 in × 1/4 in × 18 in C-Flex, female Luer	
	3	3/16 in × 3/8 in × 2 in silicone, needleless sampling	8	pHOPT sensor body – bottom of bag	
	4	Screwcap, 38/400	9	DOOPT II sensor body – bottom of bag	
	5	Air inlet filter			
DOOPT II, pHOPT, and Perfusion	1	1/4 in × 7/16 in × 39 in C-Flex, ReadyMate	6	Air outlet filter, check valve	
	2	1/4 in × 7/16 in × 39 in C-Flex, ReadyMate	7	1/8 in × 1/4 in × 2 in C-Flex, y-connector, 1/8 in × 1/4 in × 18 in C-Flex, female Luer	
	3	Y-connection attached to perfusion filter	8	pHOPT sensor body – bottom of bag	
	4	3/16 in × 3/8 in × 2 in silicone, needleless sampling	9	DOOPT II sensor body – bottom of bag	
	5	Air inlet filter			
Cellbag 10 L 	Basic	1	1/4 in × 7/16 in × 39 in C-Flex, female MPC	6	Air inlet filter
		2	1/8 in × 1/4 in × 39 in C-Flex, female Luer	7	Air outlet filter, check valve
		3	3/16 in × 3/8 in × 2 in silicone, needleless sampling	8-10	N/A
		4,5	N/A		
	Oxywell2	1	1/4 in × 7/16 in × 39 in C-Flex, female MPC	6	Air inlet filter
		2	1/8 in × 1/4 in × 39 in C-Flex, female Luer	7	Air outlet filter, check valve
		3	3/16 in × 3/8 in × 2 in silicone, needleless sampling	8	3/16 in × 3/8 in × 2 in silicone, female Luer
		4	Oxywell2, for DOOPT probe	9, 10	N/A
		5	3/16 in × 3/8 in × 2 in silicone, female Luer		
	Screwcap	1	1/4 in × 7/16 in × 39 in C-Flex, female MPC	6	Air inlet filter
		2	1/8 in × 1/4 in × 39 in C-Flex, female Luer	7	Air outlet filter, check valve
		3	3/16 in × 3/8 in × 2 in silicone, needleless sampling	8	3/16 in × 3/8 in × 2 in silicone, female Luer
		4	Oxywell2, for DOOPT probe	9, 10	N/A
		5	Screwcap, 38/400		
	Perfusion	1	3/16 in × 3/8 in × 2 in silicone, needleless sampling	6	Air inlet filter
		2	1/8 in × 1/4 in × 39 in C-Flex, female Luer	7	Air outlet filter, check valve
		3	Oxywell2, for DOOPT probe	8	3/16 in × 3/8 in × 2 in silicone, female Luer
		4	Y-connection attached to perfusion filter	9, 10	N/A
		5	3/16 in × 3/8 in × 2 in silicone, female Luer	Int.	Perfusion filter
pHOPT	1	1/4 in × 7/16 in × 39 in C-Flex, female MPC	6	Air inlet filter	
	2	1/8 in × 1/4 in × 39 in C-Flex, female Luer	7	Air outlet filter, check valve	
	3	3/16 in × 3/8 in × 2 in silicone, needleless sampling	8	3/16 in × 3/8 in × 2 in silicone, female Luer	
	4	Oxywell2, for DOOPT probe	9	pHOPT sensor body - bottom of bag	
	5	3/16 in × 3/8 in × 2 in silicone, female Luer	10	N/A	
pHOPT and screwcap	1	1/4 in × 7/16 in × 39 in C-Flex, female MPC	6	Air inlet filter	
	2	1/8 in × 1/4 in × 39 in C-Flex, female Luer	7	Air outlet filter, check valve	
	3	3/16 in × 3/8 in × 2 in silicone, needleless sampling	8	3/16 in × 3/8 in × 2 in silicone, female Luer	
	4	Oxywell2, for DOOPT probe	9	pHOPT sensor body - bottom of bag	
	5	Screwcap, 38/400	10	N/A	
pHOPT and perfusion	1	3/16 in × 3/8 in × 2 in silicone, needleless sampling	6	Air inlet filter	
	2	1/8 in × 1/4 in × 39 in C-Flex, female Luer	7	Air outlet filter, check valve	
	3	Oxywell2, for DOOPT probe	8	3/16 in × 3/8 in × 2 in silicone, female Luer	
	4	Y-connection attached to perfusion filter	9	pHOPT sensor body - bottom of bag	
	5	3/16 in × 3/8 in × 2 in silicone, female Luer	10	N/A	
ReadyMate	1	1/4 in × 7/16 in × 39 in C-Flex, ReadyMate	6	Air inlet filter	
	2	1/8 in × 1/4 in × 39 in C-Flex, female Luer	7	Air outlet filter, check valve	
	3	3/16 in × 3/8 in × 2 in silicone, needleless sampling	8	3/16 in × 3/8 in × 2 in silicone, female Luer	
	4	Oxywell2, for DOOPT probe	9, 10	N/A	
	5	3/16 in × 3/8 in × 2 in silicone, female Luer			

DOOPT II and pHOPT	1, 2	1/4 in × 7/16 in × 39 in C-Flex, ReadyMate	6	Air inlet filter	
	3	3/16 in × 3/8 in × 2 in silicone, needleless sampling	7	Air outlet filter, check valve	
	4	DOOPT II sensor body – bottom of bag	8	N/A	
DOOPT II, pHOPT, and Screwcap	1, 2	1/4 in × 7/16 in × 39 in C-Flex, ReadyMate	7	Air outlet filter, check valve	
	3	3/16 in × 3/8 in × 2 in silicone, needleless sampling	8	1/8 in × 1/4 in × 2 in C-Flex, y-connector, 1/8 in × 1/4 in × 18 in C-Flex, female Luer	
	4	1/4 in × 7/16 in × 39 in C-Flex, female MPC	9	pHOPT sensor body – bottom of bag	
	5	Screwcap, 38/400	10	DOOPT II sensor body – bottom of bag	
	6	Air inlet filter			
DOOPT II, pHOPT, and Perfusion	1, 2	1/4 in × 7/16 in × 39 in C-Flex, ReadyMate	7	Air outlet filter, check valve	
	3	3/16 in × 3/8 in × 2 in silicone, needleless sampling	8	1/8 in × 1/4 in × 2 in C-Flex, y-connector, 1/8 in × 1/4 in × 18 in C-Flex, female Luer	
	4	Y-connection attached to perfusion filter	9	pHOPT sensor body – bottom of bag	
	5	1/4 in × 7/16 in × 39 in C-Flex, female MPC	10	DOOPT II sensor body – bottom of bag	
	6	Air inlet filter			
Cellbag 20 L	Basic	1	1/4 in × 7/16 in × 39 in C-Flex, female MPC	5–7	N/A
		2	1/8 in × 1/4 in × 39 in C-Flex, female Luer	8	Air outlet filter, check valve
		3	N/A	9	Air inlet filter
		4	3/16 in × 3/8 in × 2 in silicone, needleless sampling	10–12	N/A
Oxywell2	1	1/4 in × 7/16 in × 39 in C-Flex, female MPC	7	3/16 in × 3/8 in × 2 in silicone, female Luer	
	2	1/8 in × 1/4 in × 39 in C-Flex, female Luer	8	Air outlet filter, check valve	
	3	3/16 in × 3/8 in × 2 in silicone, needleless sampling	9	Air inlet filter	
	4	3/16 in × 3/8 in × 2 in silicone, female Luer	10	Oxywell2, for DOOPT probe	
	5	N/A	11, 12	N/A	
	6	3/16 in × 3/8 in × 2 in silicone, female Luer			
Screwcap	1	1/4 in × 7/16 in × 39 in C-Flex, female MPC	7	3/16 in × 3/8 in × 2 in silicone, female Luer	
	2	1/8 in × 1/4 in × 39 in C-Flex, female Luer	8	Air outlet filter, check valve	
	3	3/16 in × 3/8 in × 2 in silicone, needleless sampling	9	Air inlet filter	
	4	3/16 in × 3/8 in × 2 in silicone, female Luer	10	Oxywell2, for DOOPT probe	
	5	Screwcap, 38/400	11, 12	N/A	
	6	3/16 in × 3/8 in × 2 in silicone, female Luer			
Perfusion	1	1/4 in × 7/16 in × 39 in C-Flex, female MPC	7	3/16 in × 3/8 in × 2 in silicone, female Luer	
	2	1/8 in × 1/4 in × 39 in C-Flex, female Luer	8	Air outlet filter, check valve	
	3	3/16 in × 3/8 in × 2 in silicone, needleless sampling	9	Air inlet filter	
	4	Oxywell2, for DOOPT probe	10	Y-connection attached to perfusion filter	
	5	N/A	11, 12	N/A	
	6	3/16 in × 3/8 in × 2 in silicone, female Luer	Int.	Perfusion filter	
pHOPT	1	1/4 in × 7/16 in × 39 in C-Flex, female MPC	7	3/16 in × 3/8 in × 2 in silicone, female Luer	
	2	1/8 in × 1/4 in × 39 in C-Flex, female Luer	8	Air outlet filter, check valve	
	3	3/16 in × 3/8 in × 2 in silicone, needleless sampling	9	Air inlet filter	
	4	3/16 in × 3/8 in × 2 in silicone, female Luer	10	Oxywell2, for DOOPT probe	
	5	N/A	11	pHOPT sensor body - bottom of bag	
	6	3/16 in × 3/8 in × 2 in silicone, female Luer	12	N/A	
pHOPT and Screwcap	1	1/4 in × 7/16 in × 39 in C-Flex, female MPC	7	3/16 in × 3/8 in × 2 in silicone, female Luer	
	2	1/8 in × 1/4 in × 39 in C-Flex, female Luer	8	Air outlet filter, check valve	
	3	3/16 in × 3/8 in × 2 in silicone, needleless sampling	9	Air inlet filter	
	4	3/16 in × 3/8 in × 2 in silicone, female Luer	10	Oxywell2, for DOOPT probe	
	5	Screwcap, 38/400	11	pHOPT sensor body - bottom of bag	
	6	3/16 in × 3/8 in × 2 in silicone, female Luer	12	N/A	

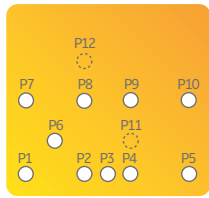
Cellbag 20 L



pHOPT and Perfusion	1	1/4 in × 7/16 in × 39 in C-Flex, female MPC	7	3/16 in × 3/8 in × 2 in silicone, female Luer	
	2	1/8 in × 1/4 in × 39 in C-Flex, female Luer	8	Air outlet filter, check valve	
	3	3/16 in × 3/8 in × 2 in silicone, needleless sampling	9	Air inlet filter	
	4	Oxywell2, for DOOPT probe	10	Y-connection attached to perfusion filter	
	5	N/A	11	pHOPT sensor body - bottom of bag	
	6	3/16 in × 3/8 in × 2 in silicone, female Luer	12	N/A	
ReadyMate	1	1/4 in × 7/16 in × 39 in C-Flex, ReadyMate	7	3/16 in × 3/8 in × 2 in silicone, female Luer	
	2	1/8 in × 1/4 in × 39 in C-Flex, female Luer	8	Air outlet filter, check valve	
	3	3/16 in × 3/8 in × 2 in silicone, needleless sampling	9	Air inlet filter	
	4	3/16 in × 3/8 in × 2 in silicone, female Luer	10	Oxywell2, for DOOPT probe	
	5	N/A	11, 12	N/A	
	6	3/16 in × 3/8 in × 2 in silicone, female Luer			
DOOPT II and pHOPT	1, 2	3/8 in × 5/8 in × 39 in C-Flex, ReadyMate	8	Air outlet filter, check valve	
	3	3/16 in × 3/8 in × 2 in silicone, needleless sampling	9	Air inlet filter	
	4	1/8 in × 1/4 in × 2 in C-Flex, y-connector, 1/8 in × 1/4 in × 18 in C-Flex, female Luer	10	N/A	
	5	3/8 in × 5/8 in × 39 in C-Flex, female MPC	12	DOOPT II sensor body – bottom of bag	
	6	N/A			
	7	3/16 × 3/8 × 18 in silicone, female Luer			
DOOPT II, pHOPT, and Screwcap	1, 2	3/8 in × 5/8 in × 39 in C-Flex, ReadyMate	8	Air outlet filter, check valve	
	3	3/16 in × 3/8 in × 2 in silicone, needleless sampling	9	Air inlet filter	
	4	3/8 in × 5/8 in × 39 in C-Flex, female MPC	10	1/8 in × 1/4 in × 2 in C-Flex, y-connector, 1/8 in × 1/4 in × 18 in C-Flex, female Luer	
	5	Screwcap, 38/400	11	pHOPT sensor body – bottom of bag	
	6	N/A	12	DOOPT II sensor body – bottom of bag	
	7	3/16 × 3/8 × 18 in silicone, female Luer			
DOOPT II, pHOPT, and Perfusion	1, 2	3/8 in × 5/8 in × 39 in C-Flex, ReadyMate	8	Air outlet filter, check valve	
	3	3/16 in × 3/8 in × 2 in silicone, needleless sampling	9	Air inlet filter	
	4	3/8 in × 5/8 in × 39 in C-Flex, female MPC	10	Y-connection attached to perfusion filter	
	5	1/8 in × 1/4 in × 2 in C-Flex, y-connector, 1/8 in × 1/4 in × 18 in C-Flex, female Luer	11	pHOPT sensor body – bottom of bag	
	6	N/A	12	DOOPT II sensor body – bottom of bag	
	7	3/16 × 3/8 × 18 in silicone, female Luer			
Cellbag 22 L	Basic	1	1/4 in × 7/16 in × 39 in C-Flex, female MPC	5	Tempwell, for RTD probe
		2	1/8 in × 1/4 in × 39 in C-Flex, female Luer	6	Air outlet filter, check valve
		3	3/16 in × 3/8 in × 2 in silicone, needleless sampling	7	Air inlet filter
		4	N/A	8–10	N/A
Oxywell2	1	1/4 in × 7/16 in × 39 in C-Flex, female MPC	6	Air outlet filter, check valve	
	2	1/8 in × 1/4 in × 39 in C-Flex, female Luer	7	Air inlet filter	
	3	3/16 in × 3/8 in × 2 in silicone, needleless sampling	8	Oxywell2, for DOOPT probe	
	4	3/16 in × 3/8 in × 2 in silicone, female Luer	9, 10	N/A	
	5	Tempwell, for RTD probe			
pHOPT	1	1/4 in × 7/16 in × 39 in C-Flex, female MPC	6	Air outlet filter, check valve	
	2	1/8 in × 1/4 in × 39 in C-Flex, female Luer	7	Air inlet filter	
	3	3/16 in × 3/8 in × 2 in silicone, needleless sampling	8	Oxywell2, for DOOPT probe	
	4	3/16 in × 3/8 in × 2 in silicone, female Luer	9	pHOPT sensor body - bottom of bag	
	5	Tempwell, for RTD probe	10	N/A	
ReadyMate	1	1/4 in × 7/16 in × 39 in C-Flex, ReadyMate	6	Air outlet filter, check valve	
	2	1/8 in × 1/4 in × 39 in C-Flex, female Luer	7	Air inlet filter	
	3	3/16 in × 3/8 in × 2 in silicone, needleless sampling	8	Oxywell2, for DOOPT probe	
	4	3/16 in × 3/8 in × 2 in silicone, female Luer	9, 10	N/A	
	5	Tempwell, for RTD probe			

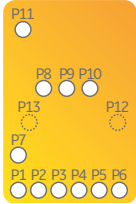


DOOPT II and pHOPT	1, 2	3/8 in × 5/8 in × 39 in C-Flex, ReadyMate	7	Air outlet filter, check valve	
	3	3/16 in × 3/8 in × 2 in silicone, needleless sampling	8	3/8 in × 5/8 in × 39 in C-Flex, female MPC	
	4	1/8 in × 1/4 in × 2 in C-Flex, y-connector, 1/8 in × 1/4 in × 18 in C-Flex, female Luer	9	pHOPT sensor body – bottom of bag	
	5	Tempwell, for RTD probe	10	DOOPT II sensor body – bottom of bag	
	6	Air inlet filter			
Cellbag 50 L	Basic	1	1/4 in × 7/16 in × 39 in C-Flex, female MPC	8	Air outlet filter, check valve
		2	1/8 in × 1/4 in × 39 in C-Flex, female Luer	9	Air inlet filter
		3	3/16 in × 3/8 in × 2 in silicone, needleless sampling	10	N/A
		4–7	N/A		
	Oxywell2	1	1/4 in × 7/16 in × 39 in C-Flex, female MPC	7	3/16 in × 3/8 in × 2 in silicone, female Luer
		2	1/8 in × 1/4 in × 39 in C-Flex, female Luer	8	Air outlet filter, check valve
		3	3/16 in × 3/8 in × 2 in silicone, needleless sampling	9	Air inlet filter
		4	3/16 in × 3/8 in × 2 in silicone, female Luer	10	Oxywell2, for DOOPT probe
		5	N/A	11, 12	N/A
		6	3/16 in × 3/8 in × 2 in silicone, female Luer		
	Perfusion	1	1/4 in × 7/16 in × 39 in C-Flex, female MPC	7	3/16 in × 3/8 in × 2 in silicone, female Luer
		2	1/8 in × 1/4 in × 39 in C-Flex, female Luer	8	Air outlet filter, check valve
3		3/16 in × 3/8 in × 2 in silicone, needleless sampling	9	Air inlet filter	
4		Oxywell2, for DOOPT probe	10	Y-connection attached to perfusion filter	
5		N/A	11, 12	N/A	
6		3/16 in × 3/8 in × 2 in silicone, female Luer	Int.	Perfusion filter	
pHOPT	1	1/4 in × 7/16 in × 39 in C-Flex, female MPC	7	3/16 in × 3/8 in × 2 in silicone, female Luer	
	2	1/8 in × 1/4 in × 39 in C-Flex, female Luer	8	Air outlet filter, check valve	
	3	3/16 in × 3/8 in × 2 in silicone, needleless sampling	9	Air inlet filter	
	4	3/16 in × 3/8 in × 2 in silicone, female Luer	10	Oxywell2, for DOOPT probe	
	5	N/A	11	pHOPT sensor body - bottom of bag	
	6	3/16 in × 3/8 in × 2 in silicone, female Luer	12	N/A	
pHOPT and Perfusion	1	1/4 in × 7/16 in × 39 in C-Flex, female MPC	8	Air outlet filter, check valve	
	2	1/8 in × 1/4 in × 39 in C-Flex, female Luer	9	Air inlet filter	
	3	3/16 in × 3/8 in × 2 in silicone, needleless sampling	10	Y-connection attached to perfusion filter	
	4	Oxywell2, for DOOPT probe	11	pHOPT sensor body - bottom of bag	
	5	N/A	12	N/A	
	6	3/16 in × 3/8 in × 2 in silicone, female Luer	Int.	Perfusion filter	
	7	3/16 in × 3/8 in × 2 in silicone, female Luer			
ReadyMate	1	1/4 in × 7/16 in × 39 in C-Flex, ReadyMate	7	3/16 in × 3/8 in × 2 in silicone, female Luer	
	2	1/8 in × 1/4 in × 39 in C-Flex, female Luer	8	Air outlet filter, check valve	
	3	3/16 in × 3/8 in × 2 in silicone, needleless sampling	9	Air inlet filter	
	4	3/16 in × 3/8 in × 2 in silicone, female Luer	10	Oxywell2, for DOOPT probe	
	5	3/8 in × 5/8 in × 39 in C-Flex, ReadyMate	11, 12	N/A	
	6	3/16 in × 3/8 in × 2 in silicone, female Luer			
Perfusion (Thick filter)	1	1/4 in × 7/16 in × 39 in C-Flex, female MPC	7	3/16 in × 3/8 in × 2 in silicone, female Luer	
	2	1/8 in × 1/4 in × 39 in C-Flex, female Luer	8	Air outlet filter, check valve	
	3	3/16 in × 3/8 in × 2 in silicone, needleless sampling	9	Air inlet filter	
	4	Oxywell2, for DOOPT probe	10	Y-connection attached to perfusion filter	
	5	N/A	11, 12	N/A	
	6	3/16 in × 3/8 in × 2 in silicone, female Luer	Int.	Perfusion filter	
DOOPT II and pHOPT	1	3/8 in × 5/8 in × 39 in C-Flex, ReadyMate	7	3/16 × 3/8 × 18 in silicone, female Luer	
	2	3/16 in × 3/8 in × 2 in silicone, needleless sampling	8	Air outlet filter, check valve	
	3	1/8 in × 1/4 in × 2 in C-Flex, y-connector,	9	Air inlet filter	
	4	1/8 in × 1/4 in × 18 in C-Flex, female Luer	10	N/A	
	5	3/8 in × 5/8 in × 39 in C-Flex, female MPC	11	pHOPT sensor body – bottom of bag	
	6	N/A	12	DOOPT II sensor body – bottom of bag	



DOOPT II, pHOPT, and Perfusion	1, 2	3/8 in × 5/8 in × 39 in C-Flex, ReadyMate	8	Air outlet filter, check valve
	3	3/16 in × 3/8 in × 2 in silicone, needleless sampling	9	Air inlet filter
	4	1/8 in × 1/4 in × 2 in C-Flex, y-connector, 1/8 in × 1/4 in × 18 in C-Flex, female Luer	10	N/A
	5	3/8 in × 5/8 in × 39 in C-Flex, female MPC	11	pHOPT sensor body-bottom of bag
	6	N/A	12	DOOPT II sensor body-bottom of bag
	7	3/16 × 3/8 × 18 in silicone, female Luer	Int	Perfusion filter

Cellbag 100 L

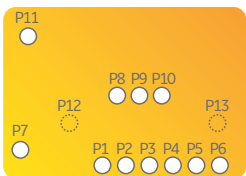


Oxywell2	1	Oxywell2, for DOOPT probe	7	Tempwell, for RTD probe
	2	3/8 in × 5/8 in × 78 in C-Flex, male MPC	8	Air inlet filter
	3	3/16 in × 3/8 in × 2 in silicone, female Luer	9	Air outlet filter, wide bore, check valve
	4	3/16 in × 3/8 in × 2 in silicone, needleless sampling	10	Air outlet filter, wide bore, check valve
	5	1/4 in × 7/16 in × 78 in C-Flex, male MPC	11	3/8 in × 5/8 in × 78 in C-Flex, male MPC, silicone diptube
	6	1/8 in × 1/4 in × 78 in C-Flex, female Luer	12, 13	N/A

pHOPT	1	Oxywell2, for DOOPT probe	8	Air inlet filter
	2	3/8 in × 5/8 in × 78 in C-Flex, male MPC	9	Air outlet filter, wide bore, check valve
	3	3/16 in × 3/8 in × 2 in silicone, female Luer	10	Air outlet filter, wide bore, check valve
	4	3/16 in × 3/8 in × 2 in silicone, needleless sampling	11	3/8 in × 5/8 in × 78 in C-Flex, male MPC, silicone diptube
	5	1/4 in × 7/16 in × 78 in C-Flex, male MPC	12	pHOPT sensor body - bottom of bag
	6	1/8 in × 1/4 in × 78 in C-Flex, female Luer	13	N/A
	7	Tempwell, for RTD probe		

DOOPT II and pHOPT	1	3/8 in × 5/8 in × 78 in C-Flex, ReadyMate	8	Air inlet filter
	2	3/8 in × 5/8 in × 78 in C-Flex, male MPC	9	Air outlet filter, wide bore, check valve
	3	1/8 in × 1/4 in × 2 in C-Flex, Y-connector	10	Air outlet filter, wide bore, check valve
	4	3/16 in × 3/8 in × 2 in Silicone, needleless sampling	11	3/8 in × 5/8 in × 78 in C-Flex, male MPC, silicone diptube
	5	1/4 in × 7/16 in × 78 in, C-Flex, male MPC	12	pHOPT sensor body - bottom of bag
	6	1/8 in × 1/4 in × 78 in C-Flex, female Luer	13	DOOPT II sensor body - bottom of bag
	7	Tempwell, for RTD probe		

Cellbag 200 L



Oxywell2	1	Oxywell2, for DOOPT probe	7	Tempwell, for RTD probe
	2	3/8 in × 5/8 in × 78 in C-Flex, male MPC	8	Air inlet filter
	3	3/16 in × 3/8 in × 2 in silicone, female Luer	9	Air outlet filter, wide bore, check valve
	4	3/16 in × 3/8 in × 2 in silicone, needleless sampling	10	Air outlet filter, wide bore, check valve
	5	1/4 in × 7/16 in × 78 in C-Flex, male MPC	11	3/8 in × 5/8 in × 78 in C-Flex, male MPC, silicone diptube
	6	1/8 in × 1/4 in × 78 in C-Flex, female Luer	12, 13	N/A

pHOPT	1	Oxywell2, for DOOPT probe	8	Air inlet filter
	2	3/8 in × 5/8 in × 78 in C-Flex, male MPC	9	Air outlet filter, wide bore, check valve
	3	3/16 in × 3/8 in × 2 in silicone, female Luer	10	Air outlet filter, wide bore, check valve
	4	3/16 in × 3/8 in × 2 in silicone, needleless sampling	11	3/8 in × 5/8 in × 78 in C-Flex, male MPC, silicone diptube
	5	1/4 in × 7/16 in × 78 in C-Flex, male MPC	12	pHOPT sensor body - bottom of bag
	6	1/8 in × 1/4 in × 78 in C-Flex, female Luer	13	N/A
	7	Tempwell, for RTD probe		

DOOPT II and pHOPT	1	3/8 in × 5/8 in × 78 in C-Flex, ReadyMate	8	Air inlet filter
	2	3/8 in × 5/8 in × 78 in C-Flex, male MPC	9	Air outlet filter, wide bore, check valve
	3	1/8 in × 1/4 in × 2 in C-Flex, Y-connector	10	Air outlet filter, wide bore, check valve
	4	3/16 in × 3/8 in × 2 in Silicone, needleless sampling	11	3/8 in × 5/8 in × 78 in C-Flex, male MPC, silicone diptube
	5	1/4 in × 7/16 in × 78 in, C-Flex, male MPC	12	pHOPT sensor body - bottom of bag
	6	1/8 in × 1/4 in × 78 in C-Flex, female Luer	13	DOOPT II sensor body - bottom of bag
	7	Tempwell, for RTD probe		

Ordering information

Product	Version	Fortem		Bioclear 10		Bioclear 11	
		Product code	Bags per package	Product code	Bags per package	Product code	Bags per package
Cellbag 500 mL	Basic	CB500ML722-01-05PK	5	CB500ML10-01	1	-	-
Cellbag 1 L	Basic	CB0001L722-01-05PK	5	CB0001L10-01	1	-	-
Cellbag 2 L	Basic	CB0002L722-01-05PK	5	CB0002L10-01	1	CB0002L11-01	1
	Oxywell2	CB0002L722-02-05PK	5	CB0002L10-02	1	CB0002L11-02	1
	Screwcap	CB0002L722-03-05PK	5	CB0002L10-03	1	CB0002L11-03	1
	Perfusion	CB0002L722-04-05PK	5	CB0002L10-04	1	CB0002L11-04	1
	pHOPT	CB0002L722-11-05PK	5	CB0002L10-11	1	CB0002L11-11	1
	pHOPT and screwcap	-	-	CB0002L10-13	1	-	-
	pHOPT and perfusion	-	-	CB0002L10-14	1	-	-
	ReadyMate	CB0002L722-21-05PK	5	CB0002L10-21	1	CB0002L11-21	1
	DOOPT II and pHOPT	CB0002L722-31-05PK	5	CB0002L10-31	1	CB0002L11-31	1
	DOOPT II, pHOPT, and screwcap	CB0002L722-33-05PK	5	CB0002L10-33	1	CB0002L11-33	1
	DOOPT II, pHOPT, and perfusion	CB0002L722-34-05PK	5	CB0002L10-34	1	CB0002L11-34	1
	Cellbag 10 L	Basic	CB0010L722-01-05PK	5	CB0010L10-01	1	CB0010L11-01
Oxywell2		CB0010L722-02-05PK	5	CB0010L10-02	1	CB0010L11-02	1
Screwcap		CB0010L722-03-05PK	5	CB0010L10-03	1	CB0010L11-03	1
Perfusion		CB0010L722-04-05PK	5	CB0010L10-04	1	CB0010L11-04	1
pHOPT		CB0010L722-11-05PK	5	CB0010L10-11	1	CB0010L11-11	1
pHOPT and screwcap		-	-	CB0010L10-13	1	-	-
pHOPT and perfusion		-	-	CB0010L10-14	1	-	-
ReadyMate		CB0010L722-21-05PK	5	CB0010L10-21	1	CB0010L11-21	1
DOOPT II and pHOPT		CB0010L722-31-05PK	5	CB0010L10-31	1	CB0010L11-31	1
DOOPT II, pHOPT, and screwcap		CB0010L722-33-05PK	5	CB0010L10-33	1	CB0010L11-33	1
DOOPT II, pHOPT, and perfusion		CB0010L722-34-05PK	5	CB0010L10-34	1	CB0010L11-34	1
Cellbag 20 L		Basic	CB0020L722-01-05PK	5	CB0020L10-01	1	CB0020L11-01
	Oxywell2	CB0020L722-02-05PK	5	CB0020L10-02	1	CB0020L11-02	1
	Screwcap	CB0020L722-03-05PK	5	CB0020L10-03	1	CB0020L11-03	1
	Perfusion	CB0020L722-04-05PK	5	CB0020L10-04	1	CB0020L11-04	1
	pHOPT	CB0020L722-11-05PK	5	CB0020L10-11	1	CB0020L11-11	1
	pHOPT and screwcap	-	-	CB0020L10-13	1	-	-
	pHOPT and perfusion	-	-	CB0020L10-14	1	-	-
	ReadyMate	CB0020L722-21-05PK	5	CB0020L10-21	1	CB0020L11-21	1
	DOOPT II and pHOPT	CB0020L722-31-05PK	5	CB0020L10-31	1	CB0020L11-31	1
	DOOPT II, pHOPT, and screwcap	CB0020L722-33-05PK	5	CB0020L10-33	1	CB0020L11-33	1
	DOOPT II, pHOPT, and perfusion	CB0020L722-34-05PK	5	CB0020L10-34	1	CB0020L11-34	1
	Cellbag 22 L	Basic	-	-	-	-	CB0022L11-01
Oxywell2		CB0022L722-02-05PK	5	CB0022L10-02	1	CB0022L11-02	1
pHOPT		CB0022L722-11-05PK	5	CB0022L10-11	1	CB0022L11-11	1
ReadyMate		CB0022L722-21-05PK	5	CB0022L10-21	1	CB0022L11-21	1
DOOPT II and pHOPT		CB0022L722-31-05PK	5	CB0022L10-31	1	CB0022L11-31	1

Ordering information continued...

Cellbag 50 L	Basic	CB0050L722-01-05PK	5	CB0050L10-01	1	CB0050L11-01	1
	Oxywell2	CB0050L722-02-05PK	5	CB0050L10-02	1	CB0050L11-02	1
	pHOPT	CB0050L722-11-05PK	5	CB0050L10-11	1	CB0050L11-11	1
	pHOPT and perfusion	-	-	CB0050L10-14	1	-	-
	ReadyMate	CB0050L722-21-05PK	5	CB0050L10-21	1	CB0050L11-21	1
	Perfusion	CB0050L722-24-05PK	5	CB0050L10-24	1	CB0050L11-24	1
	DOOPT II and pHOPT	CB0050L722-31-05PK	5	CB0050L10-31	1	CB0050L11-31	1
	DOOPT II, pHOPT, and perfusion	CB0050L722-34-05PK	5	CB0050L10-34	1	CB0050L11-34	1
Cellbag 100 L	Oxywell2	-	-	CB0100L10-02	1	-	-
	pHOPT	-	-	CB0100L10-11	1	-	-
	DOOPT II and pHOPT	-	-	CB0100L10-31	1	-	-
Cellbag 200 L	Oxywell2	-	-	CB0200L10-02	1	-	-
	pHOPT	-	-	CB0200L10-11	1	-	-
	DOOPT II and pHOPT	-	-	CB0200L10-31	1	-	-
M*Bag 20 L	Basic	-	-	MB0020L10-01	1	-	-
M*Bag 50 L	Basic	-	-	MB0050L10-01	1	-	-

Related literature

For regulatory support online, visit gelifesciences.com/rsf.

Upon subscription and approval, the website can be used to obtain the Cellbag bioreactor validation guide, Change control notifications, and Certificates of quality.

gelifesciences.com/readytprocess

GE, the GE Monogram, Bioclear, Cellbag, HyClone, ReadyMate, ReadyToProcess, ReadyToProcess WAVE, WAVE Bioreactor, WAVE mixer, and Xcellerex are trademarks of General Electric Company.

Cellbag bioreactors with integrated optical sensors are sold under a sublicense from Sartorius Stedim Biotech under US patent numbers 6,673,532, 7,041,493, and/or its foreign equivalents, and please visit pall.com/patents.

ReadyMate is covered by US patent number 6,679,529 B2 owned by Johnson & Bolely Holdings, LLC and licensed to GE Healthcare companies.

C-Flex is a registered trademark of Saint-Gobain Performance Plastics Corporation.

Clave is a trademark of ICU Medical, Inc. Fortem is a trademark of Sealed Air Corporation.

All other third-party trademarks are the property of their respective owners.

© 2019 General Electric Company.

All goods and services are sold subject to the terms and conditions of sale of the company within GE Healthcare which supplies them.

A copy of these terms and conditions is available on request. Contact your local GE Healthcare representative for the most current information.

GE Healthcare Bio-Sciences AB, Björkgatan 30, 751 84 Uppsala, Sweden

GE Healthcare Bio-Sciences Corp., 100 Results Way, Marlborough, MA 01752, USA

GE Healthcare Europe GmbH, Munzinger Strasse 5, D-79111 Freiburg, Germany

GE Healthcare Japan Corp., Sanken Bldg., 3-25-1, Hyakunincho Shinjuku-ku, Tokyo 169-0073, Japan

GE Healthcare UK Ltd., Amersham Place, Little Chalfont, Buckinghamshire, HP7 9NA, UK

For local office contact information, visit gelifesciences.com/contact

KA1155XXX19DF