

Builders. Market Update

3-15-21

“We cannot solve our problems with the same thinking we used when we created them.”

Albert Einstein



The Market Update, in existence since 2012, is published on a weekly basis and is intended to be a source of lumber and commodities information for the present & future and pricing trend information. We appreciate receiving some of this information from Forest Economic Advisors, RISI Inc and LMC.

Builders values the opportunity to serve its customers in Colorado & Nebraska and provide you with Lumber & Panel price guidelines as well as Commodities information.

Price Increase Announcements:

Leading Domestic Rebar mills have reacted to the recent \$50/ton scrap bump and announced forms of increases. Several have adopted a \$40/ton (\$0.27 per pc on 1/2”) increase on #4 - #11 (1/2” – 1”) rebar while #3 (3/8”) rebar is up an additional \$20/ton for a total of \$60/ton (\$0.23 per pc). Regions and mills vary slightly on their price changes but expect them all to finalize within the week on the different structures moving forward. Orders in the system will have two weeks to ship but the pricing is effective on all new orders.



L1/L2	Vendor	Announced Increase Amount	Price Increase Date
BLDMT	Lomanco	5.0%	3/15/2021
BLDMT	Highline	8-12%	3/1/2021
BLDMT	Highline	8-12%	4/1/2021
BLDMT	Simpson	12.0%	4/5/2021
BLDMT	Rollex Steel	15.0%	3/1/2021
BLDMT	Duraflow Vents	7.5%	4/1/2021
BLDMT	Clark Dietrich	10.0%	3/1/2021
BLDMT	Clark Dietrich	10.0%	4/1/2021

Builders. Market Update

BLDMT	Monarch	6.0%	4/5/2021
BLDMT	Amerimax	8-10%	3/1/2021
Deck & fence	Digger	5.0%	3/29/2021
Drywall	Certainteed	20.0%	4/1/2021
Drywall	USG	20.0%	3/29/2021
Drywall	USG Durock	\$20/msf	3/29/2021
Drywall	GP	20.0%	4/1/2021
Drywall	National	20.0%	4/5/2021
Drywall	American	20.0%	4/1/2021
FLOOR	Mohawk Hardsurface	5-7%	3/8/2021
FLOOR	Flexco/Tingle	5.0%	3/22/2021
FLOOR	Shaw	5-7%	3/8/2021
FLOOR	Leggett & Platt	10-12%	3/29/2021
FLOOR	Phenix	4-8%	4/19/2021
Insulation	Knauf	8-12%	4/23/2021
Insulation	Reflectix	4.0%	3/29/2021
Housewrap	Tyvek	5-10%	3/1/2021
Housewrap	MFM	varies	4/12/2021
Housewrap	Perma R Building Wrap	\$3/roll	4/1/2021
Hardware	New Energy	5-8%	3/15/2021
Hardware	Hillman	7.0%	7/6/2021
PLUMB	Kohler	varies	5/1/2021
Locksets	Schlage	4.0%	4/3/2021
Countertop	WilsonArt	varies	3/1/2021
KITCH	Fieldstone	5.0%	4/26/2021
KITCH	Ultracraft	5.0%	4/26/2021
KITCH	Norcraft Pivot	3.0%	3/15/2021
KITCH	Norcraft Vista	5.0%	4/5/2021
LIGHT	Hunter	varies	5/1/2021
PAINT	Rustoleum	7-10%	4/15/2021
PAINT	Dap	6-8%	5/1/2021
ENGLB	Roseburg LVL	35.0%	3/10/2021
ENGLB	Roseburg I joists	45.0%	3/10/2021
ENGLB	BCI	15.0%	TBD
ENGLB	PWT	30.0%	TBD
ENGLB	Boise - Stocked Glulams	10-14%	3/8/2021
SHEET	Nudo NRP & FRP	7.0%	3/15/2021
MILL	American Stairways (second Increase)	12.0%	6/1/2021
MILL	House Of Forgings	6.0%	3/29/2021

Builders. Market Update

MILL	Windsor One Mouldings	8.0%	3/15/2021
MILL	Larson	?	?
MILL	Bilco	10.0%	3/8/2021
WIND	Marvin	3-5%	3/1/2021
WIND	Jeld Wen	5-8%	4/19/2021
WIND	Plygem/Silverline 2nd increase	8.0%	3/22/2021
WIND	Gerkin	3-14%	3/12/2021
ROOF	Tamko Metal Works	PTS	3/1/2021
ROOF	Tamko	6.0%	3/29/2021
ROOF	Tarco Leak Barrier	4-7%	4/1/2021
ROOF	Epilay Synthetic Felt	5-8%	4/1/2021
ROOF	IKO	8.0%	4/5/2021
ROOF	Atlas	5-7%	4/5/2021
ROOF	Certainteed	10.0%	4/15/2021
ROOF	Owens Corning	5-7%	4/5/2021
ROOF	Rhino	4-7%	3/15/2021
SIDE	Boral Mid America & Builders Edge	15.0%	4/12/2021
SIDE	Tamlyn - Aluminum	3-8%	4/5/2021
SIDE	Tamlyn - Steel	28-35%	4/5/2021
SIDE	Plygem Vinyl	10.0%	3/5/2021

Current Lead Times:

L1/L2	Vendor	Current Leadtime
BLDMT	Napco	8+ weeks
DECK	Trex	6-8 weeks
	Timber Tech	4-6 weeks
DRYWL	GP	4-6weeks
	USG	4-6weeks
	American	4-6weeks
FENCE	UFP Trt DE	4-6 weeks
INSUL	Knauf	6-8 weeks
	Dupont	2 weeks
HARDWARE	Hager	Std + 2-3 wk.
	Locksets	4-11 weeks
PTOOL	Dewalt	3-6 weeks
	<i>Nailers</i>	Q2 2021
	<i>Saws</i>	Q2 2021
	Milwaukee	3-6 weeks
SAFETY	3M	Q2 2021

L1/L2	Vendor	Current Leadtime
PAINT	DAP	4 weeks
	Dupont Foams	6-8 weeks
ENGLB	Roseburg	20 Weeks
ENGLB	TJI	8 weeks
ENGLB	RIM	6 weeks
ENGLB	LSL	6 weeks
MILL	Hardwood Boards	5 weeks
	BayerBuilt	4-6 weeks
	Larson	6 weeks
	Central	4 weeks
WIND	Marvin	10 weeks
	Pella- wood	3-4 weeks
	Pella- impervia	8-10 weeks
	Pella- encompass	3-4 weeks
	Pella- vinyl	9 weeks
ROOF	Tamko	8-12 weeks

Builders. Market Update

	<i>Filters</i>	Q2 2021		Lomanco	6 weeks
STOR	<i>Masks</i>	Q2 2021		AirVent	12 weeks
APPL	Samsung	4-8 weeks	SEAS	Yeti	12 weeks
	Almo	16 weeks		Traeger	4 weeks
	Whirlpool	10-16 weeks	SIDE	LP- Prefinished	2 weeks
	<i>Freezers</i>	Q1 2022		LP- Primed	16 weeks
KITCH	Signature	4-5 weeks		Collins Truwood	12 weeks
	Fieldstone	6 weeks		Hardie	6-8 weeks
LIGHT	Hunter & Thomas	8 weeks		Plygem	11 weeks

THE BOTTOM LINE: Builders price motion this week:

Builders. Market Update

Price Change From Prior Week				3/12/21	vs	3/5/21				
Lumber Futures		Mar	25	May	-19	FOB Mill	0			
Size	Coastal Hem Fir	Inland Fir	Doug Fir	Intf. Fir/Larch	#2 SPF Denver	#2 Euro Wood (East Coast)	Hem Fir North HQ	#2 SPF Grand Island	2x4 #1 SYP (central)	
2x4 #2&Btr	↑ 10	↑ 8	↑ 25	↑ 20	↓ -10	⇒ 0	⇒ 0	↓ -10	↑ 15	
2x6 #2&Btr	↑ 20	↑ 22	↑ 20	↑ 18	↑ 20	⇒ 0	↑ 20	↑ 20	⇒ 0	
2x8 #2&Btr	↑ 20	↑ 15	↑ 20	↑ 17			↑ 15		⇒ 0	
2x10	↑ 35	↑ 30	↑ 30	↑ 25			↑ 15	(Hem Fir)	⇒ 0	
2x12	↑ 35	↑ 25	↑ 10	↑ 20			↑ 15	(Hem Fir)	⇒ 0	
2x4 Util	↓ -118	↑ 15	↓ -86	↑ 30						
2x6 Utility	↓ -105	↑ 44	↓ -76	↑ 44						
MSR	GI			Denver						
	1800	2400		DF 1800	DF 2400	2850	SPF 1650			
2x4	↑ 13	↑ 7		↑ 13	↑ 7	↑ 7	↓ -15			
2x6	↑ 10	↑ 20		↑ 10	↑ 20					
Studs										
Studs	Hem Fir #2 Studs	White Fir	Doug Fir #2	Fir/Larch	Western SPF Denver	Apollo SPF Prem Grade	Premium SPF	Saratoga Blanca		
2x4 92	↑ 15	↑ 20	↑ 15	↑ 20	↑ 77	↑ 40	↑ 40	↑ 40		
2x4 104	↑ 35	↑ 35	↑ 30	↑ 40	↑ 57	↑ 10	↑ 10	↑ 10		
2x4 116	↑ 10	↑ 35	↑ 5	↑ 40	↑ 57	NA	↑ 10	↑ 10		
2x6 92	↑ 25	↑ 15	↑ 20	↑ 15	↑ 77	↑ 10	↑ 10	↑ 10		
2x6 104	↑ 25	↑ 40	↑ 30	↑ 35	↑ 62	↑ 10	↑ 10	↑ 10		
2x6 116	↑ 10	↑ 40	↑ 10	↑ 35	↑ 62	NA	↑ 10	↑ 10		
Denver OSB						ZIP				
OSB	7/16	15/32	15/32 Struc 1	19/32	3/4 T&G	7/16	1/2	Advantech	1 1/8"	
4x8	↑ 20	↑ 20	↑ 20	↑ 20	↑ 20	↑ 20	↑ 20	↑ 20	⇒ 0	
4x9	↑ 20	↑ 20	↑ 20			↑ 20	5/8	↑ 50	R3	
4x10	↑ 20	↑ 20				↑ 20	↑ 70	↑ 50	R6.6	
Grand Island OSB						ZIP				
OSB	7/16	15/32	15/32 Struc 1	19/32	3/4 T&G	7/16	1/2	Advantech	1 1/8"	
4x8	↑ 20	↑ 20	↑ 20	↑ 20	↑ 20	↑ 20	↑ 20	↑ 30	⇒ 0	
4x9	↑ 20	↑ 20	↑ 20	Durastrand	↑ 20	↑ 20	5/8	Blue+		
4x10	↑ 20			1/4"	↑ 20	↑ 20	↑ 70	↑ 20		
Quake Zone	110 7/16"	122 7/16"	134 7/16"		110 7/16"	122 7/16"	134 7/16"			
Denver	↑ 20	↑ 20	↑ 20	GI	↑ 20	↑ 20	↑ 20			
4x8 Plywood	3/8	15/32-4	15/32-5	19/32	23/32	UL	1 1/8 UL			
Western	↑ 132	↑ 120	⇒ 0	↑ 140	↑ 140	↑ 95	↑ 290			
SYP West	↑ 113	↑ 245	⇒ 0	↑ 232	↑ 249	↑ 195				

Builders. Market Update

Lumber:

From Random Lengths: "...as tight as lumber supplies are, traders noted that framing was among the least difficult of building products to procure. Reports of framed but unfinished homes being held up by late shipments of windows and structural panels circulated.

Bottlenecks in supplies of I-joists and other products were noted, as well, leaving traders wondering when these issues might filter back to the framing lumber market as builders struggle to finish projects and move forward to new ones."

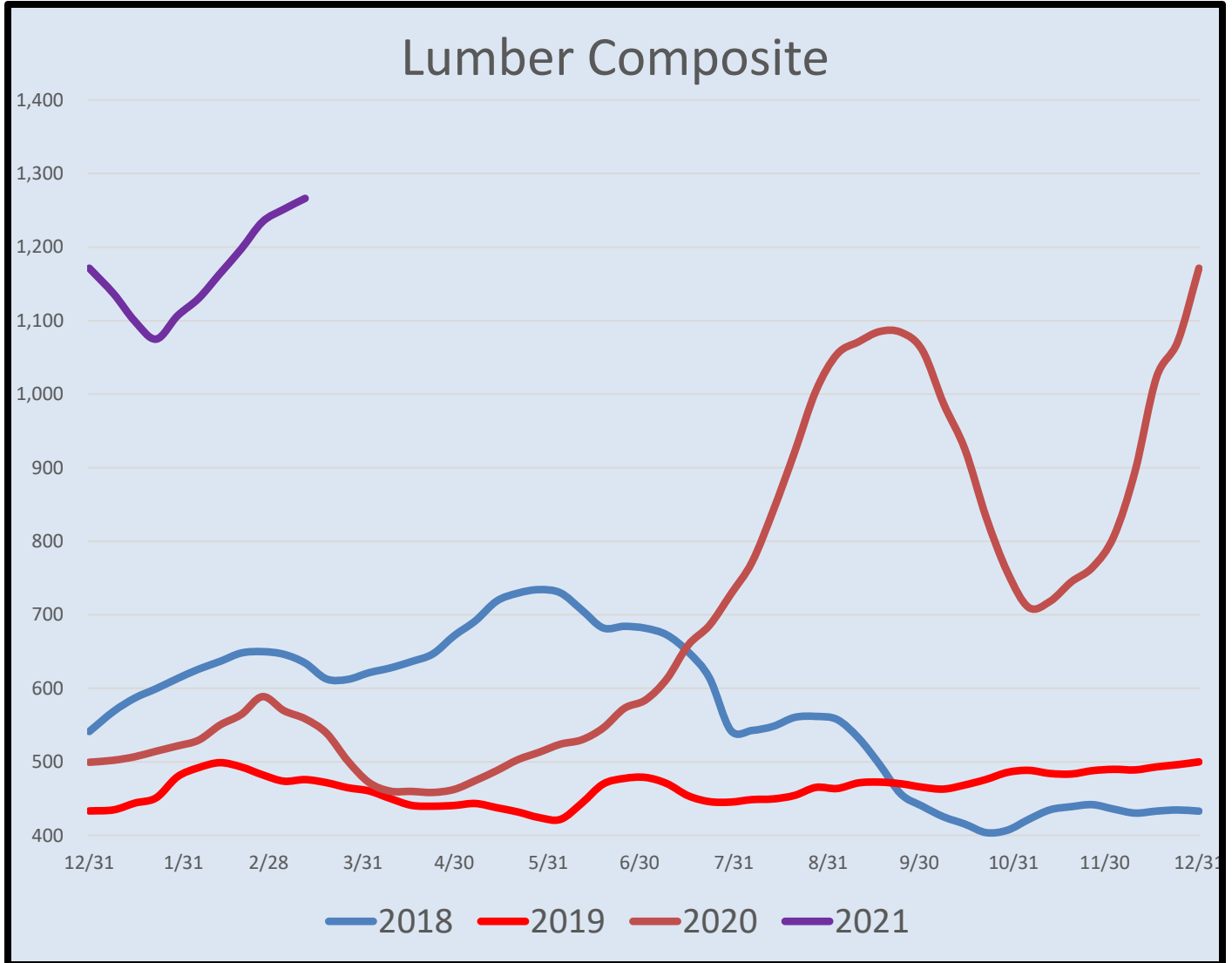
Sales pace slowed and prices continued to rise in most species. As long as dealers continue to purchase, there is enough momentum in the market to continue on an upward trend in pricing. Rail and truck shipments continue to improve lead times are averaging 4 weeks. I expect the lead times to dwindle over the next 3-4 weeks and more product will become prompt ship for a very short period of time. We could also see some price relief with this as well, not necessarily a decrease, rather a lack of increases.

Our composite pricing increased only 1.0% this week, which is only a \$13 increase. Seems almost like a victory.

Lumber Composite

Today	1 week ago	1 month ago	1 year ago
1,264.10	1,251.45	1,163.97	569.68
% +/-	1.0%	8.6%	121.9%

Builders. Market Update



The Lumber Composite is a weighted average of HF, DF, SPF dimension and studs as well as Fir and DF wides

Panels:

Do not sell any OSB to anyone other than our regular customer base.

No relief expected and no relief to be seen. Sounding like a broken record again and again and again.

Still no open market wood available.

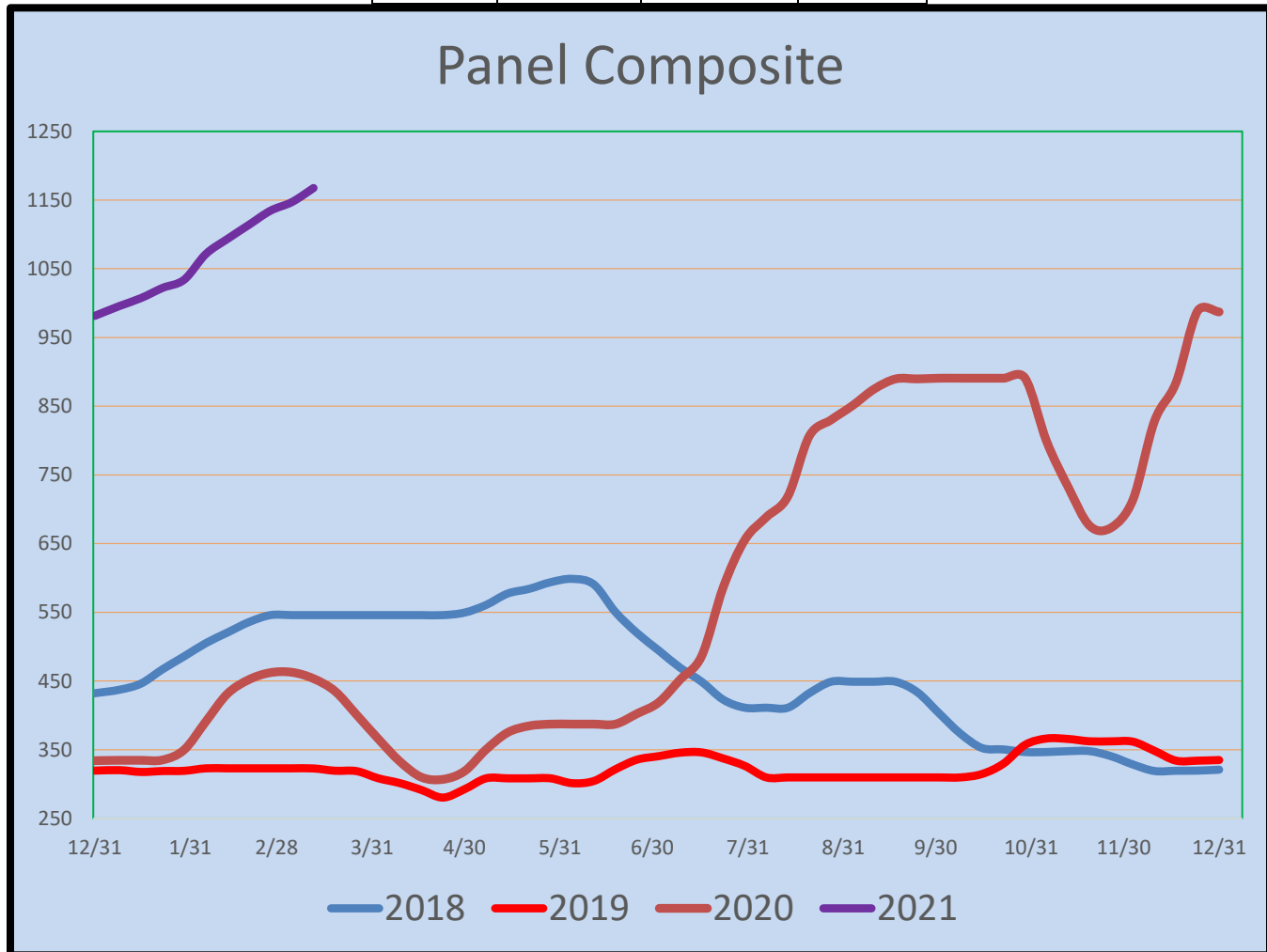
Plywood has joined OSB in availability and pricing as customers are taking what is available at their time of need.

Panel Composite

Today	1 week ago	1 month ago	1 year ago
1,167.51	1,147.11	1,093.27	322.92

Builders. Market Update

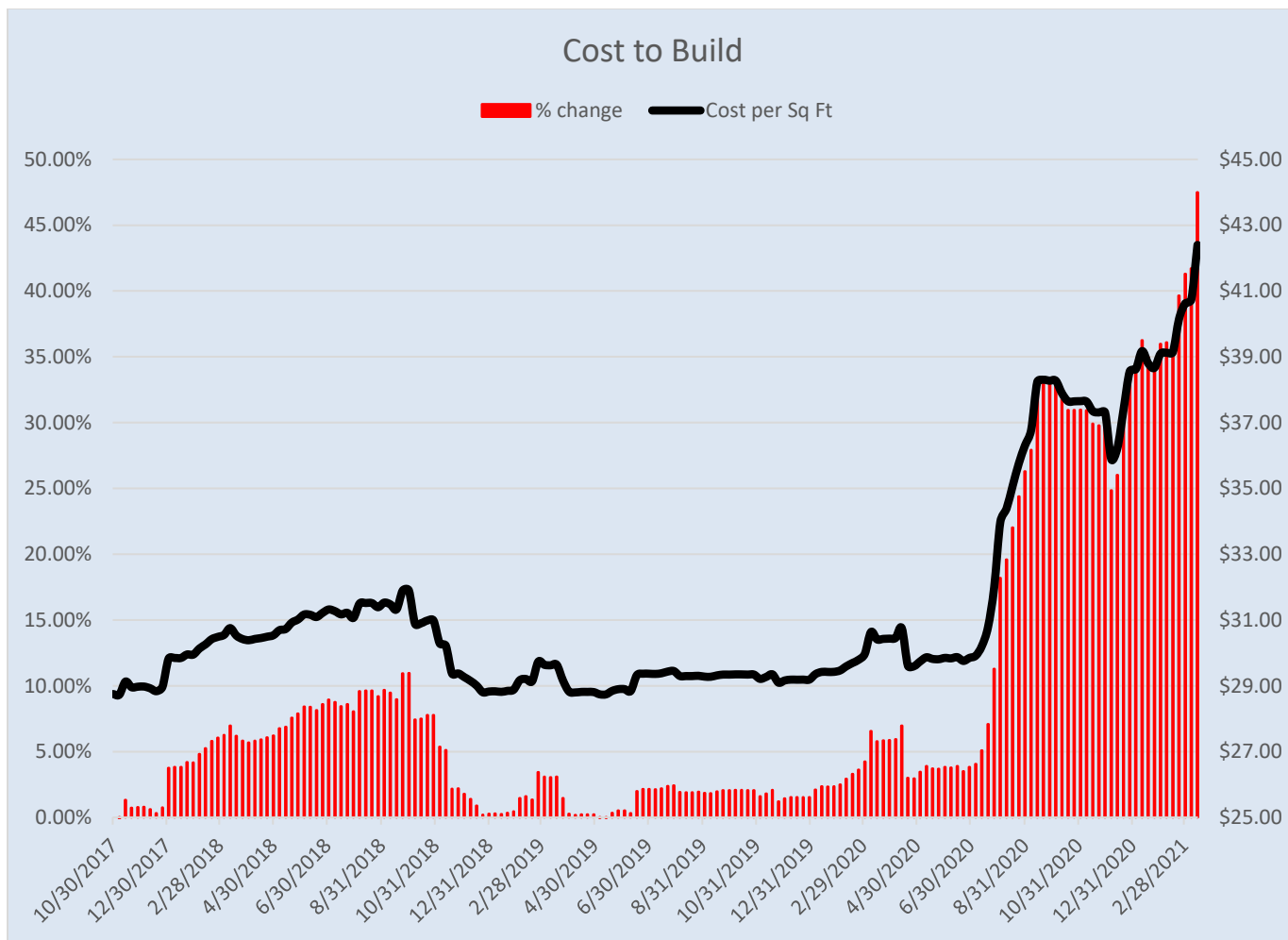
% +/-	1.8%	6.8%	261.5%
-------	------	------	--------



The OSB Composite is a weighted average of both Colorado and Nebraska panels from 7/16 through 23/32 T&G.

The cost of a home, with pricing updated weekly, so you can get a sense of the total cost, not just studs or 7/16.

Builders. Market Update



This design is a combination of the following: Plan Collection #109-1098, 131-1162; Houseplans #124-141; Homeplans #homepw00783

1,452 sq. ft. three bedroom, two-bath ranch w/attached 2-car garage

Includes: All framing materials from the basement to the roof, Pella windows, vinyl siding, aluminum soffits and trims, laminate roofing, entrance doors, insulation (installed), drywall, interior flush oak doors and trim, oak stair rail, closet shelving and hardware, treated deck, 2 egress windows with area walls and covers in the basement, fasteners. #44245 #E144768