



"We're more than just cutting bits ..."

CUT...

GRIND...

DRILL...

CLEAN UP...

ENGRAVE...




PORCELAIN...

CERAMIC...

STAINED GLASS...

2016 CATALOG

You can “bank” on Truebite® products!



Our slotted ceramic piggy bank demonstrates the versatility of Truebite® cutting bits. Cut any design, drill any hole size with our unique carbide bits and tools.

Truebite®

has been exhibiting in ceramic and doll shows throughout the country for decades. Come visit our booth. Our in-booth demonstrations will show you how easy our products are to use; how quickly you can save time and money by using quality Truebite® products.

1-800-676-8907

WARRANTY: Truebite® Products:

30 day warranty on all products purchased directly from Truebite®. If not satisfied, you may return product to Truebite® with receipt for a prompt and courteous refund or exchange. This DOES NOT include shipping. It is not necessary to return all items purchased. Only return item(s) requiring replacement or refund. Call for return authorization number and specific directions, before returning product. Returns without authorization will not be accepted. Truebite® accepts no responsibility for return shipping charges or any items shipped to Truebite® without authorization. All returns must be received by Truebite® within 14 days of return authorization date. Late returns will be refused. All returns must be done through our main office. Please do not take returns to shows.

This warranty applies only to the original registered purchaser.

DAMAGE TO THE PRODUCT RESULTING FROM TAMPERING, ACCIDENT, ABUSE, NEGLIGENCE, UNAUTHORIZED REPAIRS OR ALTERATIONS, UNAPPROVED ATTACHMENTS OR OTHER CAUSES UNRELATED TO PROBLEMS WITH MATERIAL OR WORKMANSHIP ARE NOT COVERED BY THIS WARRANTY.

Since tools are an investment, it makes sense to get the Best Quality for your money. Concentrate on tools that reduce drudgery, save time, but more importantly, add quality to your finished product. That is what Truebite® products do . . .



TABLE OF CONTENTS

	<i>Page</i>
Clean Up Supplies.....	4-15
Hand Tools	16-19
Drill Bits	20-31
Shop Accessories.....	31
Dremel Tools/Accessories	32
Glass Engraving	33
Miscellaneous.....	34-38
How to Order	36

.....

QUICK REFERENCE:

Each product in this catalog is coded with an appropriate letter(s) designating the type of material the product should be used on to gain expert results. The coded letters can be found next to product pictures.

CODES ARE AS FOLLOWS:

C = CERAMICS W = WOOD
P = PORCELAIN PL = PLASTIC
GL = GLASS J = JEWELRY
DH = DOLL HOUSE M = METAL

Porcelain and ceramic products are coded with a letter to designate if they may be used in a bisque or greenware state.

EXAMPLE



CLEANUP SUPPLIES

CERAMIC & PORCELAIN 2-SIDED GREENWARE FILES

Patent Number 5109637

*The Original Patented
Best Quality Files*

Lightweight, flexible, washable. These files are easy to hold and can accommodate both large and small areas easily.

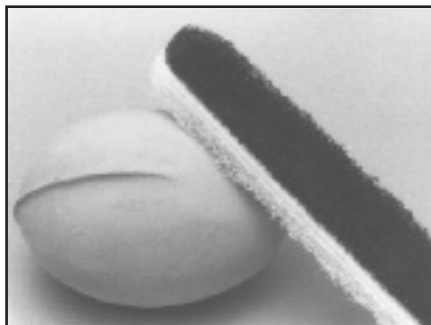

Use instead of cleaning tools that can gouge greenware. Cut large seam lines quickly, their flexibility allows the file to shape itself to the contour of the greenware.

White side (fine): Use on soft fired porcelain to smooth arm, leg, and neck holes quickly and easily.

Maroon side (medium): General purpose cleaning.

#9070

#9071



Item #	Description	1	6	12	24	144
#9068	Original File - mini	\$1.75	\$1.50	\$1.10	\$0.90	\$0.85
#9070	Original File - 5" 5/8" x 5 3/4"	\$2.00	\$1.60	\$1.20	\$1.00	\$0.95
#9071	Original File - 7"	\$2.50	\$2.00	\$1.50	\$1.20	\$0.95




ECONOMY FILES

Patent Number 5109637

Made to meet the request for a lower cost file.
Great for students and seminars.

Item #	Description	1	6	12	144
#9073	Econo File - Mini 1/2" x 5"	\$1.00	\$0.95	\$0.85	\$0.80
#9074	Econo File - 5" 5/8" x 5 3/4"	\$1.05	\$1.00	\$0.95	\$0.85
#9075	Econo File - 7" 3/4" x 7"	\$1.10	\$1.05	\$1.00	\$0.90



#9073 #9074 #9075



CALL FOR QUANTITY DISCOUNTS

PORCELAIN GREENWARE FILES


**TRI-COLOR ABRASIVE:
ALL THREE GRITS CONTAINED
ON EACH FILE.**

**Remove seam lines on porcelain like
nothing you have used before!**


- Lavender cuts down seam lines quickly.
- Gray smooths.
- White polishes out scratches.
- Use wet or dry.
- Reduces flying porcelain dust.

Available in two sizes:

Item #	Description	1	6	12	144
#9080	Tri File - 5" 5/8" x 5 3/4"	\$2.00	\$1.75	\$1.50	\$1.20
#9081	Tri File - 7" 3/4" x 7"	\$2.25	\$2.00	\$1.75	\$1.45



#9080 #9081




#9081



**CERAMIC & PORCELAIN
BISQUE FILES**

**Clean and smooth without scratching porcelain
bisque!**

- Long lasting 1/8" thick design.
- Non-clogging -- wipes clean for continual use.
- Use on soft fire porcelain, porcelain bisque, composition and earthenware bisque.



#9421



Item #	Description	1	6	12	24	144
#9420	Gray/Rose 120/220 grit, 5 3/4"	\$1.50	\$1.05	\$1.00	\$0.95	\$0.90
#9421	Gray/Rose 120/220 grit, 7"	\$2.50	\$1.35	\$1.20	\$1.10	\$1.00
#9092	Yellow 280/400 grit, 5 3/4"	\$1.50	\$1.05	\$1.00	\$0.95	\$0.90
#9093	Yellow 280/400 grit, 7"	\$2.50	\$1.35	\$1.20	\$1.10	\$1.00
#9097OR	Orange 400/600 grit, 5 3/4"	\$1.50	\$1.05	\$1.00	\$0.95	\$0.90
#9098OR	Orange 400/600 grit, 7"	\$2.50	\$1.35	\$1.20	\$1.10	\$1.00

Clean-Up Supplies


CLEAN UP STICKS

For greenware and bisque.

- 1/8" x 5" 3M Abrasive.
- Use wet or dry.
- Square up doors & windows in villages -- no more round windows.
- Clean hard to reach areas.



Item #	Description	1	6	12	24	144
#CS101	Red Coarse 120/220 grit; individual.	\$.75	\$.65	\$.55	\$.45	\$.35
#CS112	Red Coarse 120/220 grit; bag of 12.	\$4.95	\$3.95	\$3.85	\$3.25	\$2.85
#CS201	Yellow Fine 280/400 grit; individual.	\$.75	\$.65	\$.55	\$.45	\$.35
#CS212	Yellow Fine 280/400 grit; bag of 12.	\$4.95	\$3.95	\$3.85	\$3.25	\$2.85




**GRIZZLY CERAMIC/PORCELAIN BISQUE
SANDING PADS**

• *CLEANS* • *SANDS* • *POLISHES*

Use on porcelain and ceramic to quickly smooth seam lines.

- Flexible and durable, this pad will outlast 10 pieces of ordinary sandpaper.
- May be used wet or dry.
- Pads have two color-coded sides, coarse and fine.
- These non-clogging sanding pads wipe clean for continual use.




Red Ceramic Pad: 120/220 and 220/100 grit. Best grit combination for removal and smoothing of ceramic bisque seam lines. Will not scratch bisque. Use the red Grizzly Pad to clean a seam line even if it is fired into bisque. If your delicate pieces are breaking when cleaned in the greenware state, simply fire them into bisque and sand out the bisque seam line using the red pad.




#9048

#9046

Yellow Porcelain Pad: 280/400 grit. Best grit combination for smoothing porcelain bisque. Will not scratch bisque. Also used on soft fire porcelain to quickly smooth seam lines.



#9052



#9043

#9041

Orange Porcelain Finishing Pad: 600/800 grit. Extra fine grit pad for final buff finishing of porcelain bisque. Removes shiny spots on porcelain.

Item #	Description	1	6	12	24	144
#9041	Red Ceramic Heel Pad 2"x 3" - 120/220 grit	\$1.35	\$1.00	\$0.90	\$0.80	\$0.65
#9043	Yellow Porcelain Heel Pad 2"x 3" - 280/400 grit	\$1.35	\$1.00	\$0.90	\$0.80	\$0.65
#9046	Red Ceramic Oval Pad 2"x 3" - 100/220 grit	\$1.35	\$1.00	\$0.90	\$0.80	\$0.65
#9048	Yellow Porcelain Oval Pad 2"x 3" - 280/400 grit	\$1.35	\$1.00	\$0.90	\$0.80	\$0.65
#9052	Orange Porcelain Heel Pad 2"x 3" - 600/800 grit	\$1.35	\$1.00	\$0.90	\$0.80	\$0.65

The higher the grit number, the finer the grit (220 grit finer than 100 grit).



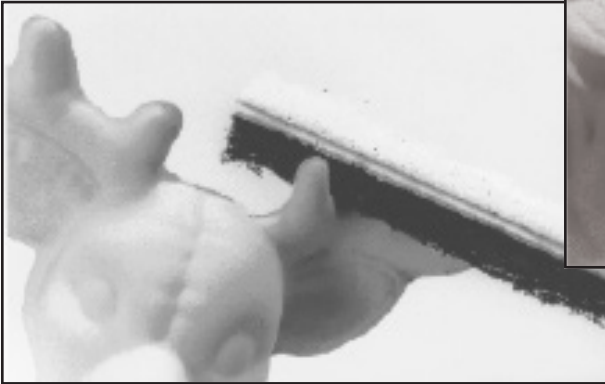

TIP:

Other uses: Don't throw out chipped or nicked crystal. Ceramic pads will smooth sharp edges or chips in glass. Excellent for woodworkers, tole painters, etc.

FEATHER FILES

For greenware.

- 1/4" x 5".
- Clean hard-to-reach areas -- angel wings, fingers, doors & windows.
- Its flexibility allows the tool to shape itself to the contour of the greenware to improve finished piece quality and cut cleaning time.
- Two-sided. White - fine; Maroon - medium.



Item #	Description	1	6	12	24	144
#GFF-12	Feather File; Bag of 12.	\$4.95	\$3.95	\$3.85	\$3.25	\$2.85
#GFF-01	Feather File; Individual.	\$.75	\$.65	\$.55	\$.45	\$.35

RED & WHITE NYLON FLEX STICKS

**Clean & Smooth Ceramic & Porcelain Greenware
Red & White Nylon Bonded Together!**

- Clean hard-to-reach/delicate areas.
- 5" x 1/4".
- White - Fine / Red - Medium.
- Easy to use & easy to hold.
- Use wet or dry.



#8501


Item #	Description	1	6	12	24	144
#8501	Red & White Nylon Flex Stick	\$.60	\$.55	\$.50	\$.45	\$.40
#8502	Red & White Nylon Flex Sticks, 12 Pack	\$3.25	\$3.00	\$2.75	\$2.50	\$2.35



RED & WHITE NYLON OVALS

**Clean & Smooth Ceramic & Porcelain Greenware
Red & White Nylon Bonded Together!**

- 2" x 3".
- White - Fine / Red - Medium.
- Oval has body & flexibility.
- Use wet or dry.



#8500


Item #	Description	1	6	12	24	144
#8500	Red & White Nylon Oval	\$.95	\$.90	\$.85	\$.80	\$.70



RED & WHITE NYLON MINI FLEX FILE

**Clean & Smooth Ceramic & Porcelain Greenware
Red & White Nylon Bonded Together!**

- Clean hard-to-reach/delicate areas.
- 5 3/4" x 5/8".
- Two-sided: White - Fine / Red - Medium.
- Easy to use & easy to hold.
- Use wet or dry.
- Lightweight.
- Washable.



#8503

Item #	Description	1	6	12	24	144
#8503	Red & White Nylon Mini Flex File	\$.95	\$.90	\$.85	\$.80	\$.70



LEVELING SQUARE
10" X 10" Square

Level & Flatten Greenware or Bisque without breakage! Cut Glaze!

- Excellent for flattening the bottoms of greenware and bisque to eliminate wobbly finished pieces without chipping.
- Cuts glaze.
- Remove stilt marks.
- Use to flatten open mold pieces.
- Abrasive sheet (120 grit) laminated to 1/16" foam with adhesive.
- Back will adhere to board, table top or wall.
- Allows one-handed leveling and flattening.
- Long lasting material wipes clean.



#9060



Will cut glaze!
Level greenware without breakage.

Item #	Description	1	6	12	24	144
#9060	Leveling Square	\$8.00	\$7.00	\$6.00	\$5.75	\$5.50

TIP: Adhere leveling square to 10" X 14" board or plexiglass or 12" x 12" ceramic tile and set into the top lid of a box for easy dust cleaning, then fasten to table with C-clamp for easy use,

NYLON CLEANING PAD

Clean & smooth ceramic & porcelain greenware.


- Top Quality Nylon.
- Use wet or dry.
- Great for large areas such as doll bodies.

2 3/4" x 3 3/4" Size

#9740	Fine oval pad (white)	\$.31
#9741	Medium oval pad (red)	\$.31
#9742	Coarse oval pad (green)	\$.31

6" x 9" Size

#9745	Fine large pad (white)	\$.92
#9746	Medium large pad (red)	\$.92
#9747	Coarse large pad (green)	\$.92



#9742

#9740

#9741



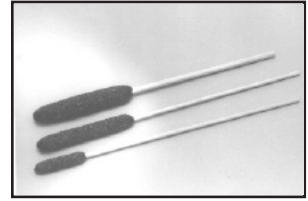
This page was left blank intentionally.

**BLACK MAGIC CATTAIL
GREENWARE CLEANERS**


Properly clean delicate greenware in hard-to-reach areas.

How to use:

- Dip sponge end of cleaner in water.
- Squeeze excess water out, leaving the sponge damp, but not wet.
- Gently move sponge over the seam line horizontally to the seam, not up and down.
- Rotate the sponge as you work. Rinse in water when sponge loads with clay.



#9460 #9465 #9459



Item #	Description	1	12	24	144
#9460	Black Magic-Lge 9/16" Dia.	\$1.60	\$1.45	\$1.30	\$1.00
#9465	Black Magic-Sm 7/16" Dia.	\$1.45	\$1.30	\$1.15	\$.95
#9459	Black Magic-Mini 1/4" Dia.	\$1.20	\$1.10	\$1.00	\$.90



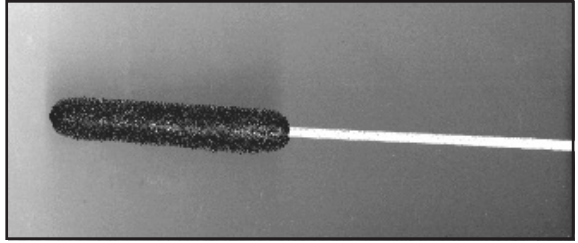
BLACK MAGIC SQUARE CATTAIL

Clean greenware windows and doors.

- Approx. 7/16" □.
- Clean squares and rectangular openings.
- Sponge Material.
- Use same as Black Magic Cleaners.

#9464 Black Magic Square Cattail \$1.45


COMES IN ONE SIZE ONLY-SMALL



DUAL TEXTURE ROLLING TOOL

Create hair and texture in greenware with ease!

- Great for animal molds.
- No more smooth seam areas; produces same texture as rest of piece.



DTR001 Dual Texture Rolling Tool \$5.95

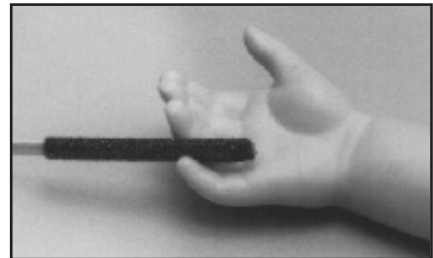



CATTAIL WRAP-ONS

Clean small & delicate greenware areas easily!

- Ceramic village windows.
- Between porcelain & ceramic doll fingers.
- Washable & versatile black foam strips.
- Wrap around 1/8" cattail or 1/4" flat wood stir sticks.
- 3/4" x 2 1/2" foam. Smaller than any other cattail.
- Great for Christmas tree light holes.

#9468 Cattail Wrap-ons Pack \$2.95
(12 pcs/pack; 6 sticks included)



TIP:

Wrap other end of Cattail #9470 or #9465 to make two-sided tool.



To Use:
Peel wrap off backing. Place stick along long edge of sticky side of wrap, with end of stick at beginning of curved end of wrap. Roll stick and wrap, pressing together lightly.



BLENDING SPONGE

For applying flesh tones to Porcelain Dolls.




- Extra soft, extra smooth.
- Use for blending paints.
- Ideal for skies and clouds.



- | | | |
|------|---|----------------------------|
| #306 | Blending Sponge, thin (2-3/8" dia., 1/4" thick) | \$.10 (was \$.45) |
| #307 | Blending Sponge, thick (2-3/8" dia., 1/2" thick) | \$.10 (was \$.75) |

CUP SANDER

- Clean greenware cups and mugs.
- Clean out seams on large pottery and vases.
- Use with hand drill or bench motor.
- Use grits in combination or alone to achieve desired effect.
- Size pictured 2 7/8" diameter.
- Any specific size pad may be special ordered.



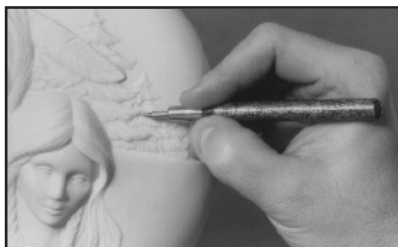
- | | | |
|-------|---|----------------------------|
| #9736 | Cup Sander
2 end caps and rod post only | \$2.00 (was \$4.95) |
| #9737 | High Density Nylon Pads, coarse, set of 5 | \$1.00 (was \$1.55) |
| #9738 | Red Nylon Pads, medium, set of 5 | \$1.00 (was \$1.55) |
| #9739 | White Nylon Pads, fine, set of 5 | \$1.00 (was \$1.55) |



HAND TOOLS

STYLUS TOOL SOLID CARBIDE ADD DETAIL TO CERAMIC BISQUE

- Scribe glass, etch and engrave on metal, glass, plastic, ceramics, and jewelry molds.
- Initial bisque.
- Increase the details in fur, hair, feathers.
- Solid carbide point.
- Porcelain greenware and softfire.




Item #	Description	1	6	12	24	144
#9150	Stylus Tool	\$5.00	\$4.50	\$4.00	\$3.75	\$3.50



GOLD ERASER

- Fitted into handle.
- Bullet shaped for accuracy.
- Wood handle for control.
- Removes gold from where you don't want it.
- Removes misfired decals and china paints.
- Includes handle and three erasers.

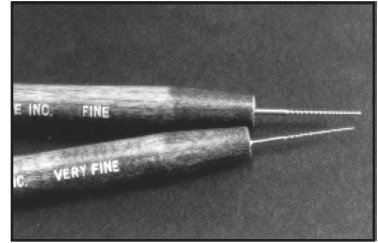


Item #	Description	1	6	12	24	144
#GE	Gold Eraser	\$5.95	\$4.50	\$4.00	\$3.75	\$3.50

**PORCELAIN GREENWARE
FINGER TOOL**

Clean delicate areas of porcelain greenware.


- Stainless steel tool with wooden handle.
- This specially-designed hand tool's thin needlelike surface allows cleaning delicate areas such as doll fingers easily.
- Available for fine and extra-fine cutting. Wire is firmer and less bendable than old type finger tools.
- Great for cutting ceramic bisque such as enlarging tree light holes (use #9142W).
- Great for wax carving and bead reaming.
- Cutting length 3/4" overall length 5"



#9141W #9142W



#9141W



Item #	Description	1	6	12	24	144
#9141W	FINGER TOOLS WITH Wood handles White-Very Fine	\$5.95	\$5.25	\$5.00	\$4.75	\$4.25
#9142W	FINGER TOOLS WITH Wood handles Black-Fine	\$5.95	\$5.25	\$5.00	\$4.75	\$4.25

NOTE: Wood handles not interchangeable

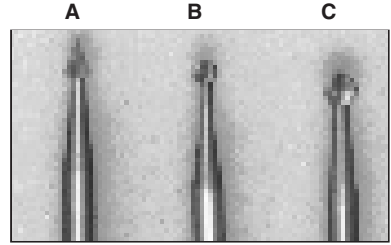


Hand Tools - Close Outs


BLADED DETAILING TOOL - ORIGINAL

Clay, Clay Compounds, Greenware, Ceramic, Bisque, Plastic, Eggs...

- Packaged in clear tubes for easy display.
- Hardened steel will even work on bisque.
- Perfect for sharp detailing work.
- Built in bladed tip removes material rather than pushing it away.
 - BDT125 Finest Tip. Fine detailing, outlining fingernails and separating fingers on porcelain dolls.
 - BDT126 Small bladed ball .030 inch dia. Detail greenware, clay, filmo & bisque.
 - BDT127 Large bladed ball .045 inch dia. ideal for larger detailing.
- Smaller than normal stylus tools.



#BDT125 #BDT126 #BDT127



E. #BDT128

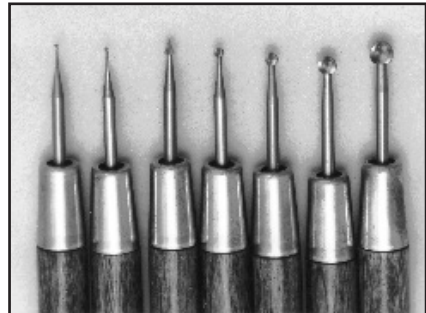
- A. #BDT125 Fine Tip **\$3.95**
- B. #BDT126 Small **\$3.95**
- C. #BDT127 Large **\$3.95**
- D. #BDT128 Set of 3 above **\$9.95**




**BLADED DETAILING TOOLS
Additional Shapes and Sizes**

Specialty Shapes for Clay, Clay Compounds, Greenware, Ceramic, Bisque, Plastic, Eggs...

- Built-in bladed tip removes material rather than pushing it away.
- Tapered brass end for ease of hold and secure fit.
- Wood handle.
- Overall length 5 1/2".



- #7000 **Complete Set of Seven Bladed Detail Tools** **\$19.95**
- #700.80 **Mini Ball** **\$4.25**
- #701.80 **Small Ball**, perfect for fine detail, outlining fingernails and separating fingers on porcelain dolls **\$4.25**
- #502.50 **Medium Ball** **\$4.25**
- #503.50 **Large Ball** **\$4.25**
- #504.50 **X-Large Ball** **\$4.25**
- #512.10 **Cone** **\$4.25**
- #520.80 **Inverted Cone** **\$4.25**
- #8000 **Three-Piece Doll Nostril Set** **\$11.95**
Make nostril holes in porcelain greenware doll heads. Includes #502.50, #503.50, and #504.50
- #8010 **Three Piece Set for Plexiglass** **\$11.95**
Includes #700.80 Mini Ball, #502.50 Medium Ball, and #512.10 Cone
- #801.00 **Long, Fine Tip** • For fine detail, touch up work, separating fingers on porcelain dolls. Greenware only. **\$4.25**



#8000



#801.00



PLASTIC FORCEPS


A must for holding pieces together while gluing!

- Adhesive will not stick to this special plastic forcep!
- Great for clamping jewelry to fabric, wood, etc.
- Serrated tip for super hold.
- Tip may be filed to the desired shape.
- Overall length 5".

**Hold items while gluing to embellish ceramic pieces...bows
...dried and silk flowers.**

#9335 Plastic Forceps \$.50 each (was \$1.29)

(CLAMP GAS LINES ON RADIO CONTROLLED PLANES.)




DRILL BITS

SOLID CARBIDE CUTTING BITS

Cut fired glazes, bisque and porcelain without chipping.

Works on ceramic & porcelain bisque, glazes, stoneware, greenware, glass, wood, tile, plastic, cement.

- Place holes accurately.
- Special Fishtail tip will not dance on surface.
- Drills perfect holes every time.
- Open glaze-filled holes.
- Slot banks in bisque, glaze and greenware.
- Makes lamp holes in bisque, glaze or greenware.



A #4011 B #4012 C #4013

The solid carbide cutting bits are available in three popular sizes, 1/8", 3/32" and 1/16", all with 1/8" shank. All bits will produce professional results for any size hole and also cut any shape or design necessary. The 1/8" shank fits standard motor tools, such as Dremel, Foredom and Craftsman.


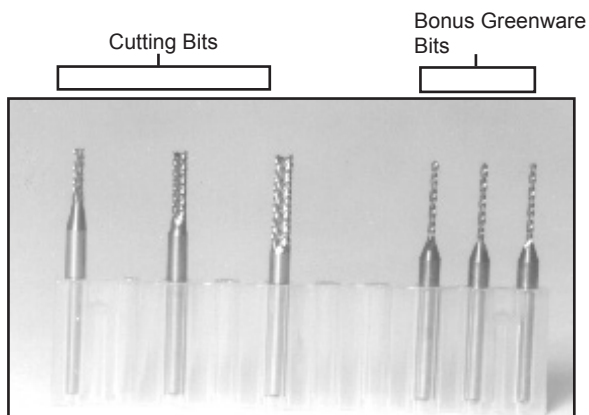
- A. #4011 1/16" Bit**
Best for precision work. (Salt & pepper holes, bevel doll eyes, etc.)
- B. #4012 3/32" Bit**
Recommended for lighter cuts, where improved workpiece finish is desirable. (Pen lights, doll arm and leg slots, etc.)
- C. #4013 1/8" Bit**
Designed with extra strength necessary for fast, free cutting. (General purpose, open doll body holes, Christmas tree light holes, bank slots, lamp cord holes, deburr lamp pipe threads after cuttings, etc.)

- #4010 Solid Carbide Bit Set**
Includes one of each size above **PLUS**
Three Bonus Greenware Bits (#4052).

HOLE SIZES

● 1/16" ● 3/32" ● 1/8"

All three sizes are side cutting and can make any hole larger.




Slot and cut various shaped patterns.

Item #	Description	1	6	12	24	144
#4011	1/16" Bit	\$12.00	\$9.95	\$7.95	\$7.50	\$6.50
#4012	3/32" Bit	\$12.00	\$9.95	\$7.95	\$7.50	\$6.50
#4013	1/8" Bit	\$12.00	\$9.95	\$7.95	\$7.50	\$6.50
#4010	Solid Carbide Bit Set	\$29.95	\$26.00	\$24.00	\$22.00	\$19.95

1/32" SOLID CARBIDE CUTTING BIT

For tiny detailed work.

- Uses include decorating Easter eggs, repair work on dolls, jewelry, etc.
- Makes 1/32" or larger holes.
- Solid carbide and 1/8" shank.



#4030

Item #	Description	1	6	12	24	144
#4030	1/32" Solid Carbide Bit	\$12.00	\$9.95	\$7.95	\$7.50	\$6.50



SOLID CARBIDE CUTTING BITS GENERAL PURPOSE USES

SAVES MONEY: Cut complex angles, circles, corners without breakage. Engrave household belongings to protect against theft.

SAVES TIME: 1/16" completely degrouts 2 sq. ft. of bathroom tile per minute. Drills holes in glass three times faster.

VERSATILE: 3/32", 1/8" open cracks in cement for patching. When installing car stereo speakers, bits will quickly cut out auto door and rear window speaker holes. Grind open brackets to allow stereo to fit. Bits will do inlay, trim and cut out work in hardwood. Removes glue lines from wood. Design of bit helps eliminate chipping on inlay work in wood.

LIMITLESS USES: 1/8" can be used as a mini die grinder to open up holes in metal brackets. Grind weld seams in metal. Trim tile 1/8" shank fits Dremel #230 router attachment.

The 1/4" bit is not recommended for ceramic or porcelain use. For best results use with wood, fiberglass, cement, etc.

#4011 1/16" Solid Carbide Bit \$12.00

#4012 3/32" Solid Carbide Bit \$12.00

#4013 1/8" Solid Carbide Bit \$12.00

TIPS ON GLASS DRILLING:

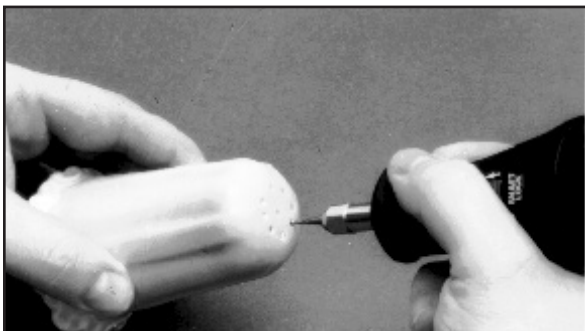
To quickly drill through glass, use the tip of the cutting bit to engrave your way through the glass. Make small circles in the glass using a light touch with the bit.

Use an eye dropper with either a cutting lubricant or water to keep the bit cool and minimize on chipping.


Etch the hole half way through, turn the piece over and finish the hole by etching from the back.

When drilling bottles, freeze a small amount of water in the bottom of the bottle.

Drill into the bottle and ice to help prevent chipping on the inside of the bottle.



1/16" cutting bit opens salt and pepper shaker holes.



TRUEBITE® BITS WILL DEGROUT AND CUT STANDARD TILE.

Drill Bits

MICRO DRILLS

Cut out or slot wet or dry greenware!

- Drill greenware, bisque, metal, anything a standard drill can do and more.
- Use for doll earring holes in porcelain greenware.
- Solid carbide.
- Drill wind chime, salt and pepper holes, garland, jewelry, egg decorating.
- Fits all standard Dremels.
- Assorted sizes for different slot sizes



#4050

TIP: Whenever possible holes in greenware should be drilled in greenware using micro drill. Earring holes put in by the old method of pushing a hole through, cause fracturing that appears after firing.

SPECIAL ORDERS:

Any specific drill size may be special ordered!
Minimum order of 50 drills of one size required.
Call for other stock drill sizes not listed.




Item #	Description	1	6	12	24	144
#4050	D7 Micro Drill Set Set of 7 different size drills (Approx. 1/32" to 15/64")	\$15.95	\$15.00	\$14.00	\$13.00	\$12.00

*Do Elegant Cut-Out Work
 on Ceramic Greenware or Bisque*

Using
Truebite Greenware Bits #4010
 and
Carving Bits #9355

Cutting Bits Greenware Bits



#4010

Solid Carbide Bit Set
\$29.95
 Includes one of each size
 above **PLUS**
 Three Bonus Greenware Bits
 (#4052). **FOR FREE!**



GREENWARE DRILL BITS

Cut intricate designs quickly and easily!


- Use in wet or dry greenware.
 - Drill earring holes in porcelain greenware without fracturing.
 - Works in any Dremel Tool.
- For best results, use in Variable Speed Dremel at medium speed.
- Solid carbide.

#4052 Greenware Bit **\$3.50**
(Individual Bit)


#4053 Greenware Bit Set **\$15.95**
(Set of 7 - same size bit)




#4052



Make miniature jewelry boxes or decorate with bow for miniature gift box!

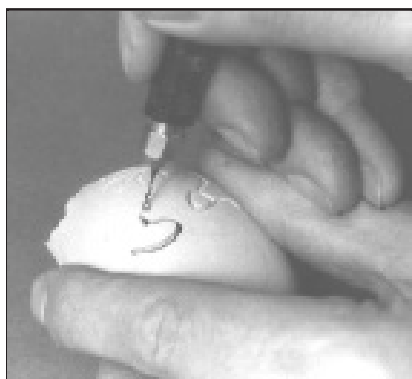


#4052

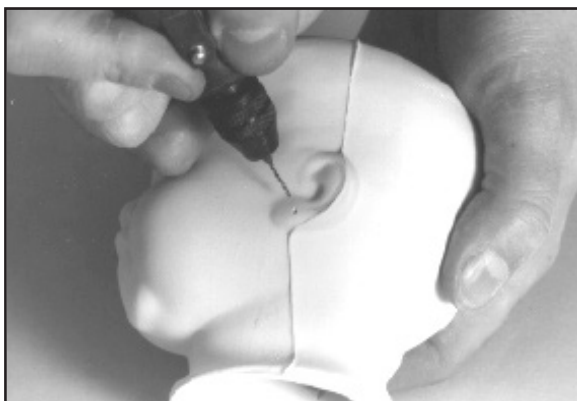


#4052

Cut out, grind or drill ceramic and porcelain greenware, without fracturing the greenware.



#4052




#4052




**DIAMOND CYLINDER
1/4" AND 1/8" GRINDING SURFACE**

- General purpose drill and grinder.
- Enlarges holes in porcelain and glass.
- Side cutting to smooth and bevel porcelain arm holes and slots.
- Can be used to grind imperfections in porcelain.
- 1/8" shank.



#6041




#6040

Item #	Description	1	6	12	24	144
#6040	Diamond Cylinder 1/8"	\$15.00	\$12.00	\$11.00	\$10.50	\$10.00
#6041	Diamond Cylinder 1/4"	\$12.00	\$9.90	\$8.75	\$8.25	\$7.25



GOLD AND CHINA PAINT ERASERS

- Removes china paint from porcelain surfaces without scratching.
- Removes paint from hard-to-reach areas such as lipstick on doll teeth.
- Removes fired gold from porcelain and glazed surfaces.
- Removes greenware seam lines.
- Removes silvering from mirrors for decorative effect.




#9161
Bullet shape with mandrel

Item #	Description	1	6	12	24	144
#9161	Bullet	\$2.95	\$2.75	\$2.50	\$2.25	\$2.00
#9160	Bullet Set (5 bullets & mandrel)	\$9.95	\$9.50	\$9.25	\$8.00	\$8.50



DIAMOND CORE DRILL
13/64", 1/4", 7/16", 9/16"

- Produces 13/64", 1/4", 7/16", 9/16" holes in glass or porcelain.
- Side of bit can be used a grinder.
- Side of bit will enlarge holes.
- 9/16" size is correct size for water pipe holes in tile.
- 1/8" shank



#6051 #6056 #6050 #6048




Item #	Description	1	6	12	24	144
#6048	Diamond Core Drill 13/64" (smallest of the four bits)	\$15.00	\$14.00	\$12.50	\$12.00	\$11.00
#6050	Diamond Core Drill 1/4"	\$15.00	\$14.00	\$12.50	\$12.00	\$11.00
#6056	Diamond Core Drill 7/16"	\$25.00	\$24.00	\$22.50	\$22.00	\$20.00
#6051	Diamond Core Drill 9/16"	\$28.00	\$25.00	\$23.50	\$23.25	\$23.00

ENGRAVING BITS

Engrave in porcelain, glaze or metal.
 1/8" shank.

- Small Ball:** For very fine detailing (ex: facial features, eyes, mouth, very fine lines).
- Medium Ball:** Outlining and some shading.
- Shader:** Frosting edges, defining points.
- Small Stone:** Shading solid in larger areas.



#6175 Set of all four





Item #	Description	1	6	12	24	144
#6032	Medium Ball	\$12.00	\$9.90	\$8.75	\$8.25	\$7.25
#6176	Diamond Shader	\$15.00	\$12.00	\$11.00	\$10.50	\$10.00
#6033	Small Ball	\$12.00	\$9.90	\$8.75	\$8.25	\$7.25
#9032	Small Engraving Stone	\$4.95	\$4.50	\$4.25	\$4.00	\$3.75
#6175	Engraving Set	\$34.95	\$34.95	\$34.95	\$34.95	\$34.95

Drill Bits

EYE DROPPERS

Add water or cutting lubricant to porcelain or glass to act as coolant during drilling.
Provides one drop at a time for color mixing of paints.


Extend the life of your diamond bits by using water as a lubricant and coolant.



Item #	Description	1	6	12	24	144
#9290	Eye Droppers	\$.50	\$.50	\$.50	\$.50	\$.50

DIAMOND CORE DRILL SET

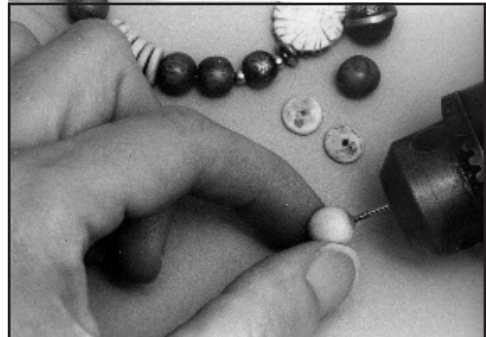
- Drill small holes in fired porcelain, glass, tile, glazes without chipping or cracking.
- Drill doll earring and breast plate holes, wind chimes, jewelry, ornaments.



#6054 #6053 #6052



Drill earring holes in porcelain dolls.



Item #	Description	1	6	12	24	144
#6052	59Thousands 1/16" (1.55mm) (smallest of the three drills)	\$12.00	\$9.95	\$7.95	\$7.50	\$6.50
#6053	78Thousands 5/64" (2.05mm)	\$12.00	\$9.95	\$7.95	\$7.50	\$6.50
#6054	118Thousands 1/8" (3.15mm)	\$12.00	\$9.95	\$7.95	\$7.50	\$6.50
#6055	Core Drill Set (one each above)	\$29.95	\$26.00	\$25.00	\$24.00	\$17.85



DRILL BITS



A Doll Maker's Best Friend DOLL MAKER'S DIAMOND SET

#6045

"Working on Fine Porcelain"


A \$54.50 Value
Yours for Only

\$43.95

DIAMOND POINT #6150

Remove excess material from corners of mouths and eyes, between fingers.

(Do NOT use as a drill.)




X-LARGE DIAMOND BALL #6030

Bevel eyes, make indentations on porcelain or ceramic to adhere jewelry.



1/4" DIAMOND CYLINDER #6041

Enlarges holes quickly.
Side cutting to smooth and bevel porcelain arm holes and slots.
Grind imperfections in porcelain.



DIAMOND CORE DRILL #6052


Drill doll earring and breast plate hole.
Use side of drill to enlarge hole.



GREENWARE EARRING DRILL #4052

Drill earring holes on porcelain greenware without fracturing greenware.
Clean hole without fracturing greenware.

**Can not be used to drill fired porcelain!
Greenware ONLY!**




Drill Bits

DOLLMAKERS DIAMOND BIT KIT

Four of the most commonly used diamond bits to solve various porcelain problems.

- Grind out large areas with #6041.
- Drill small holes in fired porcelain such as earring and breast plate holes with #6052.
- Bevel eye, arm, leg holes with #6030.
- Grind between fingers, corner of mouth, eyes, etc. with #6150.
- Remove excess material from fired porcelain with all.
- Grind porcelain imperfections with all.



#6045

A
\$54.50 Value
for \$43.95

Contains the following:

#6041	Cylinder Drill 1/4"	\$15.00
#6150	Point	\$12.00
#6030	Large Ball	\$12.00
#6052	1/16" Core Drill	\$12.00
#9290	Eye Dropper	\$.50
#4052	Greenware Earring Drill	\$3.50

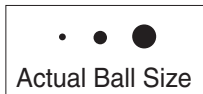
Note: All part #'s are sold and described separately.

Item #	Description	1	6	12	24	144
#6045	DM Diamond Set	\$43.95	\$39.95	\$37.95	\$35.95	\$34.95




DIAMOND BALL

- Remove stilt marks or excess glaze accurately without scratching surface.
- Remove stilt marks without removing glaze.
- Large size will bevel fired porcelain.
- Make indentations on porcelain or ceramic to adhere jewelry.
- All four sizes engrave glass and porcelain.
- Use as a tool for scraffito work.



TIP: Use a few drops of water to prolong diamond life.

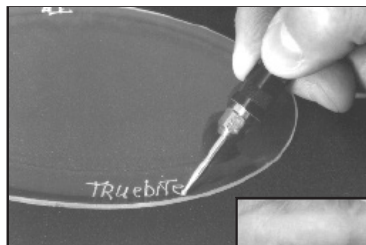
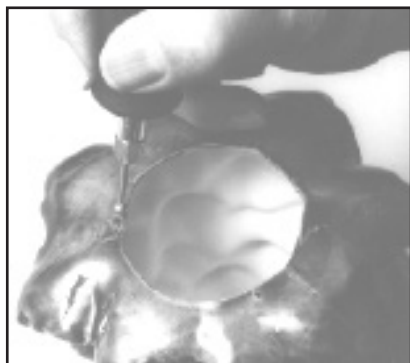


#6032 Best for signing glass.

#6033

#6032

#6031



Use top of ball to gently touch stilt.



#6030 Best for beveling eye sockets.

Item #	Description	1	6	12	24	144
#6033	Small Ball	\$12.00	\$9.90	\$8.75	\$8.25	\$8.00
#6032	Medium Ball	\$12.00	\$9.90	\$8.75	\$8.25	\$8.00
#6031	Large Ball	\$12.00	\$9.90	\$8.75	\$8.25	\$8.00
#6035	Set of Three	\$29.95	\$26.00	\$24.00	\$22.00	\$19.95



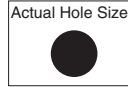

Drill Bits

1/4" SOLID CARBIDE CUTTING BIT

1/4" SHANK

For opening large grout joints, pointing cement, inlay on hard woods.

- Available in fine or coarse cut.
- Makes 1/4" or larger holes.
- Overall length: 2", flute length 3/4".



#4020	1/4" Fine Cut	\$15.00
#4021	1/4" Coarse Cut	\$15.00

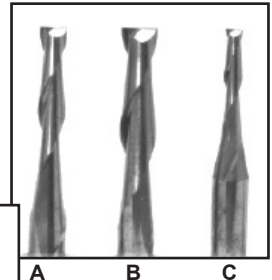
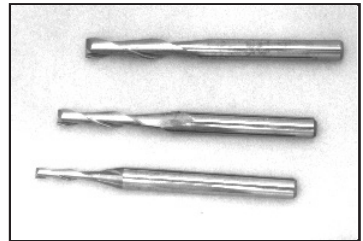


SPIRAL MICRO-ROUTER BITS

1/8" SHANK

For Small Precision Work in Wood and Plastic

- Will not burn when drilling into surface.
- Produces fast clean cutting action and smooth finish.
- Produces mirror finish on cut surface.
- Solid carbide for strength and spiral cut for super clean cutting.
- Handy for veining & all kinds of fine detail routing.
- Bit shanks are 1/8" (overall length is 1-1/2").
- They fit Dremel tools and can be used with a Dremel router attachment for general purpose and mortising work.
- Use on hardwoods, plastics, formica, plexiglass, hard rubber, soft metal, etc.



Also available in 1/32 cutting diameter.

A. #SR3/32U	3/32"	Spiral Bit	\$10.00
B. #SR1/8U	1/8"	Spiral Bit	\$10.00
C. #SR1/16U	1/16"	Spiral Bit	\$10.00
#4100		Spiral Bit Set	\$29.95

TIP:
A must for doll house and miniature makers.




SPIRAL BITS 1/4" & 1/2" SHANKS

Solid Carbide

Used for large hand wood worker router applications. Same uses as the 1/8" shank spiral bits. Not for Dremel use.

- Produce mirror finish on cut surface .
- Will not burn when drilling into surface.



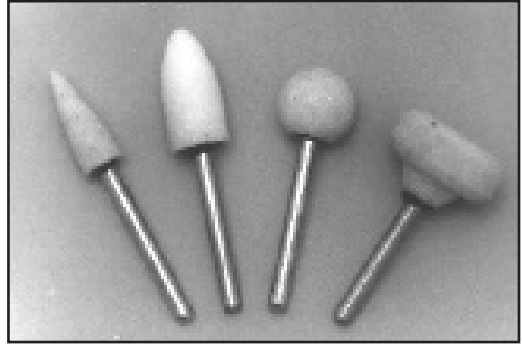
Part#	Cutting Diam.	Flute Length	Shank Diam.	Overall Length	
#SR18-14	1/8	1/2	1/4	2	\$15.00
#SR14-14	1/4	13/16	1/4	2-1/2	\$15.00
#SR316-12	3/16	13/16	1/4	2-1/2	\$15.00
#SR516-12	5/16	1	1/2	3	\$30.00
#SR38-12	3/8	1-1/4	1/2	3	\$30.00
#SR12-12	1/2	1-1/4	1/2	3	\$30.00



STILT STONE BIT

Save Time . . . Remove stilt marks and glaze drips quickly and efficiently!

- Minimal scratches to bottom of pieces.
- Remove glaze drips from bottom of piece.
- Remove seam line in bisque.
- Create sandblasted effect in glaze.
- Flame bit #9022 is excellent for making ceramic bisque holes slightly larger (see photo).



A. #9021 B. #9022 C. #9023 D. #9024

- A. #9021 Point **\$4.95**
- B. #9022 Flame **\$4.95**
- C. #9023 Ball **\$4.95**
- D. #9024 Flat **\$4.95**

TIPS:

- Remove glaze drips from kilns.
- Sharpen and deburr metal.
- Canister tops don't fit properly?
Use ball #9023 to grind inside of canister.
- Uncleaned seam lines in ceramic bisque?
Use side of stone (Flame #9022) to grind seam level.
- Finish sand with bisque pad #9046



Flame #9022 is excellent for making existing holes in ceramic bisque slightly larger.

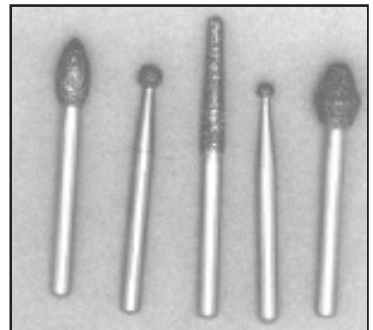


DIAMOND BITS FOR ENGRAVING PORCELAIN, GLASS, GLAZES, METAL

- #6020 **Flame:** Detail, filling patterns.
- #6021 **Larger Ball:** Preparatory work, outlining, stippling, sectioning.
- #6022 **Spear:** Shading, used to obtain a uniform white surface in glass.
- #6023 **Small Ball:** Fine engraving lines, contours.
- #6024 **Football:** Shading, hatching.

Above diamonds require 1/16" collet #482 to fit Dremels and other motor tools.

- #6025 Set of 5 **\$9.00 (was \$29.95)**
- #482 Collet 1/16" **\$3.50**




#6020 #6021 #6022 #6023 #6024



Drill Bits - Close Outs

DIAMOND MICRO BITS

- Drill glass jewelry and wind chime holes.
- Ream out porcelain bead holes.
- Deburr miniature figurines.
- Clean between fired porcelain fingers.




#6090



#6093

#6093	Small Micro	1.25mm	16*	\$8.00
#6092	Smaller Micro	1.00mm	18*	\$8.00
#6091	Smallest Micro	.75mm	20*	\$8.00
#6090	Micro Bit Set (3 above)			\$21.00

* approximate wire gauge



#6090

Close Out Price \$3.00 each

Requires 1/32" collet to fit Dremel and other motor tools.

#483 Collet **\$3.50**



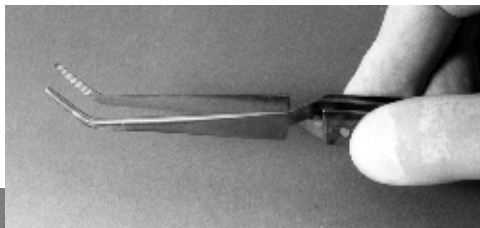



Shop Accessories - Close Outs

WOODEN HANDLE TWEEZERS

- Curved Tweezers for holding and glaze dipping ceramic eggs
- Self locking.
- Curved 6 1/2" long.

#9234 WOODEN HANDLE TWEEZERS **\$2.95**





DREMEL COLLETS

Collets for Dremel Motor Tools allow bits with different sized shanks to fit Dremels.

Item #	Description	1	6	12	24	144
#480	Collet 1/8"	\$3.50	\$3.50	\$3.50	\$3.50	\$3.50
#481	Collet 3/32"	\$3.50	\$3.50	\$3.50	\$3.50	\$3.50
#482	Collet 1/16"	\$3.50	\$3.50	\$3.50	\$3.50	\$3.50
#483	Collet 1/32"	\$3.50	\$3.50	\$3.50	\$3.50	\$3.50
#4802	Collet set of 4	\$9.95	\$9.95	\$9.95	\$9.95	\$9.95

TIPS: Dirt or dust lodged behind collets or bad bearings may cause bit vibration and/or breakage.

Replace all worn collets and bearings.

STICKY COLLETS: The end of all motor tools, where the bits are inserted, consists of two parts, the chuck cap and a collet.

The standard sized collet which comes with all motor tools is 1/8".

There is no need to take the cap off when changing bits.

Simply loosen the chuck cap, take the bit out and insert a new bit.

Note: New collets sometimes stick and hold the bits firmly in place after the chuck cap has been loosened.

To resolve this problem, loosen the chuck cap and then tap the chuck with a wrench, or tap it on the edge of the workbench.

The bit should now release easily. If a new collet is closed too tightly to insert the bit, take the collet out and expand it slightly by pushing the point end of a pencil into it. Expand it only enough to allow the easy entry of the bit shank.

Glass Engraving

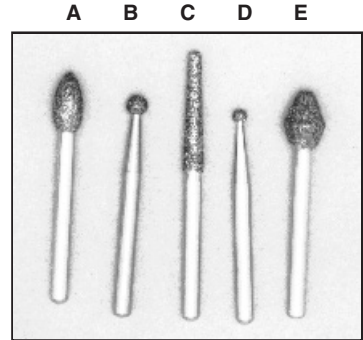
DIAMOND BITS FOR ENGRAVING PORCELAIN, GLASS, GLAZES, METAL

A. #6020	Flame	Detail, filling patterns.
B. #6021	Larger Ball	Preparatory work, outlining, stippling, sectioning.
C. #6022	Spear	Shading, used to obtain a uniform white surface in glass.
D. #6023	Small Ball	Fine engraving lines, contours.
E. #6024	Football	Shading, hatching

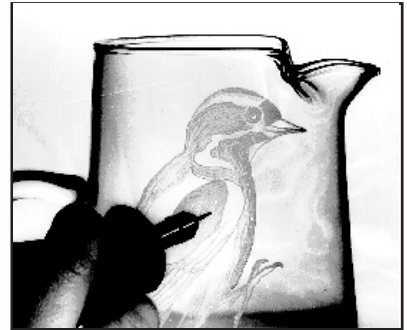
Above diamonds require 1/16" collet #482 to fit Dremels and other motor tools.

Any drill listed above	\$7.95
#6025 Set of 5	\$29.95
#482 Collet 1/16"	\$3.50

- Create detailed designs through an underglaze without chipping. Paint ceramic bisque black and engrave into bisque. The white bisque will show through, revealing the pattern.
- Fine detail cutting, scraffito, carving, and engraving on wood, glass, ceramic glaze and bisque, porcelain, jade, and hard woods.
- Engrave porcelain (china) plates. Etch your designs free hand or use a pattern. To use a pattern, first place graphite paper on the plate. Place the pattern on top of the graphite and then tape it down in place. Using a pencil, trace the pattern.
Remove the paper and you will have your pattern ready to etch.
- Etching with the diamond bit on the flexible shaft offers excellent control & flexibility.



#6020 #6021 #6022 #6023 #6024

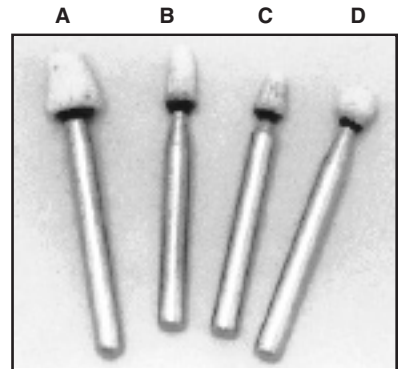


SMALL ENGRAVING STONES

For fine, more detailed decorative work.

- The smaller grinding surface allows the stone to do finer, more exacting decorative work.
- The glass engraving set consists of 4 smaller sized stones than contained in the ceramic set.
- This set is often ordered for delicate work on ceramics.

#9030	Small Engraving Stones Set	\$13.95
	Any Individual Size	\$ 4.95



#9031 #9032 #9033 #9034



PROPER USE OF BITS

A quality precision bit is totally predictable, giving you consistent results time after time. Quality in function and durability are important.

Cheaper bits will not work as well because of the special geometry of the bit and high quality of carbide used. The special fishtail point does not “dance” on glazed surfaces and, therefore, has the ability to accurately drill holes. Fishtail point will continue to drill after other types of drill points are dull. The special design allows the bit to cut using the side of the bit without chatter or chipping.

It has been our experience that the overwhelming number of complaints of poor results are caused by rushing the amount of time required to do the job. Be patient and carefully follow the instruction given with our products to achieve better results.

For our purposes, cutting bits and drill bits are one and the same. Cutting bits can not only drill straight in, but also provide a side cutting action in bisque and glazes. Drill bits can not only make a hole, but also provide side cutting action in greenware only. The cutting bits 1/8” shank is standard in all motor tools and will fit hand drills.

Even though breakage can occur due to the brittle nature of carbide, we have found that breakage can be minimized with proper technique.


- Always hold the Dremel (or other motor tool) firmly, close to the end as if holding a pencil.
- Steady the piece being drilled with one hand down on a table or work bench. The hand holding the Dremel should be positioned to rest against the piece being cut or rested on books or a box positioned on the table to give you stability and height over the piece.
- DO NOT hold your hand out in the air. The objective is to steady the Dremel and piece so that no vibration can occur.
- Lightly touch the bit to the glaze using an in and out motion until the glaze is broken. Then make small circles using the bit, continuing to bring the bit in and out of the work piece.
- Remember to bring the bit in and out of the piece to keep the hole clean of cutting residue and prevent the bit from binding and breaking.
- Use a bit smaller than the hole size you require. Drill open the hole, then enlarge the hole using the side of the bit to make the proper size hole.
- **Micro Drill Bits** are for use on greenware only. They will not open up a plugged glaze hole (Our cutting bit #4011, #4012, #4013 is designed for that purpose). Lightly touch the bit to the piece of greenware using an in and out “feather touch” motion. These bits are not recommended for use on fired porcelain, glazes or bisque.

- Even though the drill bit will work in hand drills, we do not recommend using hand drills because of their slower speeds which reduces the cutting action of the bits. Truebite® cutting bits were designed to be run at high speeds of 28,000 rpms. The standard pistol grip hand tool runs at only 1300 rpms. At slower speeds you are more apt to put pressure on the bit to make it work faster which can cause bit breakage.
- If after following the instructions, you have chatter and broken bits, your Dremel may have a bad collet or dust under the collet. Dust causes the bit to run uneven and results in chatter, chipping and possible breakage. If another motor tool is not available to test the bit, replace the collet in your Dremel. If this does not solve the problem, refer to page 3 for Dremel and Truebite® warranty.




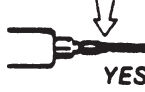


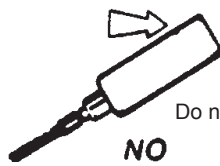


INSTRUCTIONS FOR USING BITS



Cutting Bit



Micro Drill

 <p>Drill holes in glass by etching glass using small circles.</p>	<div style="display: flex; justify-content: space-around;"> <div style="text-align: center;">  <p>YES</p> </div> <div style="text-align: center;">  <p>NO</p> </div> </div> <p style="text-align: right;">Do</p> <hr/> <div style="display: flex; justify-content: space-around;"> <div style="text-align: center;">  <p>YES</p> </div> <div style="text-align: center;">  <p>NO</p> </div> </div> <p style="text-align: right;">Insert the bit shank into motor tool 1/4" from cut-</p>
<p>For control - position motor tool firmly in hand as if holding a pencil.</p>	<div style="display: flex; justify-content: space-around;"> <div style="text-align: center;">  <p>YES</p> </div> <div style="text-align: center;">  <p>NO</p> </div> </div> <p style="text-align: right;">Do not hold from back of motor tool.</p>
<div style="text-align: center;">  <p>YES</p> </div>	<div style="text-align: center;">  <p>NO</p> </div> <p style="text-align: right;">Bit spins on excess material and heats work piece.</p>

Micro drills are for drilling new holes in glaze or cut out in greenware, not for opening holes filled with glaze! (Use same techniques as shown in cutting bit diagram). Lightly touch drill to glaze. Hold on piece till glaze is broken. When drilling bring drill in and out to keep hole clean and prevent bit from binding and breaking. (Micro Drills are not recommended for fired porcelain or glazed over holes).

HOW TO ORDER

CUSTOMER SATISFACTION

If you have a question or do not understand how our products work, simply call USA & Canada 1-800-676-8907 or FAX 607-785-2405. A Truebite® representative will answer your questions. If you have a question our representative cannot answer, please be patient. We will call you back after we confer with our experts to be sure that the information we give you is correct.

PHONE ORDERS: ACT NOW!

To order directly from Truebite Inc.®, for information or to contact your local representative, call toll free: 1-800-676-8907. After normal business hours (9:00 - 5:00 EST) Monday thru Friday your call will be answered by our answering machines.

FAX your order 24 hours a day: 607-785-2405.

American Express, Visa, or Mastercard accepted. Canadian or other out of country orders must be made payable in U.S. funds.

Minimum shipping and handling for each order is \$6.95. Orders to Alaska and Hawaii will pay actual shipping charges. \$25.00 minimum purchase required with each order.

MAIL ORDERS:

Print product name and price on paper or cut out the order form at the back of the catalog price sheet. Print your name, address, and phone number. Print American Express/Visa/Mastercard number and card expiration date. A \$25.00 minimum purchase required with each order.

FAST SHIPPING:

We make a great effort to ship quickly! Retail orders will receive priority. UPS shipments should take between 1 to 7 business days, depending on your location. Express delivery available upon request and at the expense of the customer at standard Express UPS rates.

BACK ORDERS:


We try to maintain an ample stock of all our products. We will advise you of any back orders and ship them within 48 hours after we receive the products, or we will let you know that you need to reorder at a later date.

SUBSTITUTES:

Truebite® reserves the right to substitute products of equal or greater value for all products subject to availability.

DEALER RETURNS:

Other than warranty returns, all returns are subject to a 15% restocking charge. Dealer/distributor is responsible for all return shipping charges. All products returned must be in new and resellable condition.



TRUEBITE, INC.

2590 Glenwood Rd.
Vestal, NY 13850

Toll Free (800) 676-8907
In USA and Canada
607-785-7664
Fax (607) 785-2405

Avoid Delays - Print All Information Carefully

if different from sold to or if sold to is a P.O. Box

Sold To _____	Sold To _____
Firm Name _____	Firm Name _____
Address _____	Address _____
City _____	City _____
State _____ Zip _____	State _____ Zip _____
Phone _____	Tax Resale # _____ State _____

Cash Check or Money Order to Truebite, Inc. C.O.D. Master Card Visa

Drop Ship

Card #

--	--	--	--	--	--	--	--	--	--


Signature _____ Expiration Date _____

Name of Item	Page No.	Item No.	Qty.	Item Price	Total
(Continue your order on any plain sheet of paper.)					
* Shipping: Insurance and handling - all orders \$6.95 Add an additional \$2.00 for shipping each Motor Tool.				Shipping	\$6.95
Salesperson _____	Total Amount Due				

Minimum Order \$25.00. All Orders Shipped Within 48 Hours.

Return Policy: If for any reason you are not satisfied with your purchase, just return it within 30 days of receipt for a prompt and courteous refund or exchange.

Return Defective Dremels to Dremel (800-437-3635) Not to Truebite® See Catalog for warranty information. Truebite® has no control over the use of our products and consequently, assumes no liability for any loss, damage or expense connected with their use.



We're more than just cutting bits . . .

Truebite, Inc. specializes in the development of new and innovative tools and techniques for solving difficult problems. We are committed to providing you with the best in tools, product service and technical support.

This catalog is designed to give you, the hobbyist, the maximum opportunity to achieve high quality results on your ceramic and porcelain pieces

Our pretested hobby tools have multiple uses and all come with a 30-day warranty.

Ed Calafut, President

VISIT OUR WEBSITE AT WWW.TRUEBITE.COM