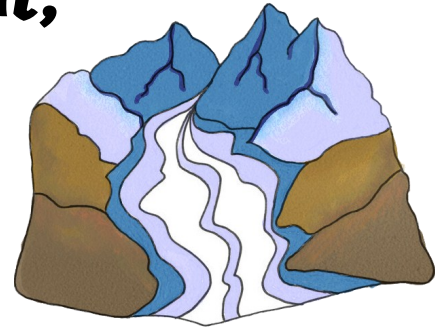


Weathering, Erosion, or Deposition?



Group Size: Pairs or Teams

Materials:

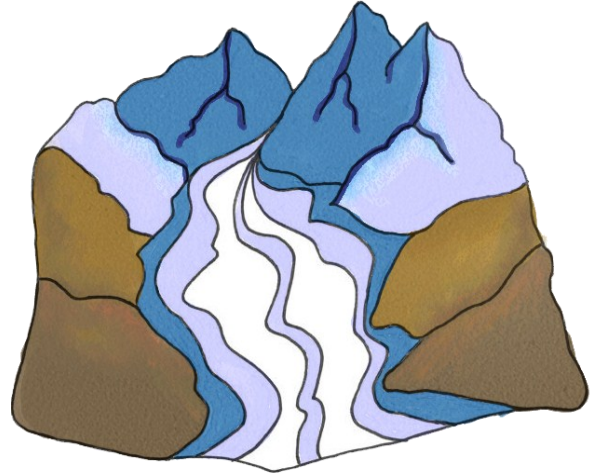
Weathering, Erosion, and Deposition definitions
Weathering, Erosion, and Deposition cards
Heading Cards and Answer Key

Directions

1. Review and discuss the meanings of weathering, erosion, and deposition. How are they alike and different?
2. Cut apart the 3 Weathering, Erosion, and Deposition heading cards with the arrows and the Answer Key. Turn the Answer Key face down and spread the heading cards out on a table in the middle of the team.
3. Cut apart the 16 the example cards. Shuffle the cards and place them face down in a pile.
4. One person flips over an example card and reads it aloud. He or she identifies the card as an example of weathering, erosion, or deposition. If everyone agrees, the card is placed face up on the appropriate heading card, right under the arrow. If some team members don't agree, review the meanings of these three terms and think about which term best describes the example on the card.
5. The next person flips over another example card and follows the directions in Step 3. Continue taking turns until all example cards are placed below a heading card.
6. Turn over the answer key and check your answers.


Weathering

The breaking down or disintegration of substances such as rocks and minerals by physical, chemical, or biological processes



Erosion

The movement of sediment or soil from one location to another by means of water, ice, or wind

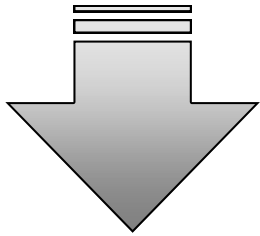


Deposition

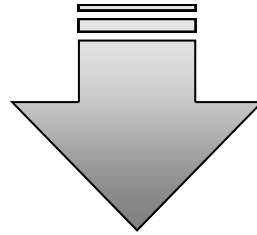
When particles carried by water, ice, or wind are deposited (dropped) in another location



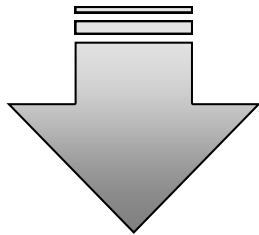
Weathering



Erosion



Deposition



Answer Key

Weathering

1, 7, 9, 11, 12, 14

Erosion

2, 4, 10, 13, 16

Deposition

3, 5, 6, 8, 15

Weathering, Erosion, or Deposition?

1

Flood water pounding against a canyon wall and wearing it down

2

Rain washing away soil from a hillside

3

Layers of sediment forming at the bottom of the ocean

4

A mudslide flowing down a steep hill

5

Glaciers dropping rock and sand to form terminal moraines

6

Waves dropping sand on the beach

7

Caves being formed by acid rain dissolving underground limestone

8

Deltas forming at the mouths of rivers

Weathering, Erosion, or Deposition?

9

Water getting into cracks, freezing, and breaking the rocks or pavement apart

10

Wind blowing sand from one location to another

11

Wind blasting sand at rock and carving out arches

12

Glaciers scraping rocks across the earth's surface

13

Muddy water being carried away by a fast-moving river

14

Rocks being made smooth by tumbling across a streambed

15

Ponds filling up with sediment and becoming marshes

16

Flood waters moving soil from one location to another



Thanks for downloading this freebie!

I hope you enjoy this freebie from **Laura Candler's Teaching Resources!** I love sharing my teaching resources, and you can find more of them by following me in these locations. Be sure to sign up for my Candler's Classroom Connections newsletter on Teaching Resources, too! ~ Laura Candler

Website: www.lauracandler.com

Pinterest: www.pinterest.com/lauracandler

Facebook: www.facebook.com/teachingresources

TpT Store: www.teacherspayteachers.com/Store/Laura-Candler

Corkboard Connections Blog: www.corkboardconnections.com

Candler's Classroom Connections: www.lauracandler.com/signup.php



Artwork Credits

My clipart comes from many sources including the stores below. If you like the artwork and design elements you see in my materials, visit these stores:

Digital Classroom Clipart

www.digitalclassroomclipart.com

Digital Swirls Creations

<http://www.teacherspayteachers.com/Store/Digital-Swirls-Creations>

Fancy Dog Studio

<http://www.teacherspayteachers.com/Store/Fancy-Dog-Studio>

Ginger Snaps Clip Art

<http://www.teacherspayteachers.com/Store/Ginger-Snaps-Clip-Art>