


Between Grades Pre K and K

Reading
eggs

SUMMER

Week 10

Reading Catch-up



Get Ready for
Kindergarten!

The
cat sat

www.readingeggs.com



Welcome to Week 10

Welcome to Week 10 of your targeted summer literacy program!

This program is for students between Pre-Kindergarten and Kindergarten. It reinforces the learning from Kindergarten and provides the essential skills your child needs to transition successfully into Kindergarten.

Over 10 weeks, your child will have the opportunity to engage in fun-filled, online learning activities, based on the **Reading Eggs** program. **Reading Eggs** uses the proven power of systematic synthetic phonics instruction to boost reading skills. It focuses on phonemic awareness and phonics practice.

Each week you'll receive a 20-page booklet. Inside you will find a set of carefully selected activity sheets that will allow your child to revisit, consolidate and build crucial reading and literacy skills. We've packed lots in so your child can enjoy the summer and get excited for Kindergarten!

We recommend you follow these simple steps to keep your child learning through the summer whilst still having fun.

- 1 Print the student pages for the week. Ensure your child has pencils and erasers to complete the worksheets.
- 2 Start by setting your child up on the online **Reading Eggs** program. Activities begin at **Lesson 10** and allow your child to progress at their own pace.
- 3 Encourage your child to read the recommended books from the **Reading Eggs** library.
- 4 Once each day's work is complete, fill in the incentive chart. There is also a certificate at the end of the week to celebrate your child's achievement.
- 5 Enjoy the learning. Keep it light.

We know your child will enjoy learning with **Reading Eggs** because it makes learning to read fun – and having fun is what summer is all about!



Welcome to Kindergarten

Week 10

Reading skills focus

- Revise the sounds **a, b, c, f, i, m, s,** and **t**
- Match the sounds **a, b, c, f, i, m, s,** and **t** to **upper** and **lowercase letters.**
- Identify words that begin with the sounds **a, b, c, f, i, m, s,** and **t**
- Identify and read the sounds **at** and **am.**
- Write words that end in the sounds **at** and **am.**
- Read and write the words **l, a,** and **am.**
- Recognize rhyming words.
- Blend sounds to read words.
- Build vocabulary.
- Listen to a book and read along

Online

Reading Eggs Lesson 10

- Revision of the letters and sounds **a, b, c, f, i, m, s,** and **t**
- Revision of the words: **am** and **l**
- Choose the correct words to make sentences.
- Identify rhyming words.
- Match lowercase and uppercase letters.
- Build vocabulary skills by matching pictures to spoken and written words.
- Blend sounds to read words.
- Listen to, follow the reading and read along with a book – **Reading Eggs Alphabet book 'A cat sat'**

Additional activities

Reading Eggs Songs

Replay songs #1 – #11 to revise all letters and sounds.

Reading Eggs Playroom

- Alphabet Activities: book and letter activities
- Bookshelf Songbook: Choose favorite songs. Identify the rhyming words
- Play Mat: Letter blocks

Reading Eggs Junior

Books



Reggie and Friends:
Where is Bear?




Find It!:
Animal Alphabet



Machines:
My First Transport



Rhyming Books:
Where is the Caterpillar?



Videos

Heidi Songs: Sounds and Letters

Reggie and Friends: The Farm

The Eggsperts: Star Jumps

Let's Make Something: Pom Pom Caterpillars

Activities

Memory, Sounds, Matching Game, Sound Buttons

Worksheets

Day 1: Letter tiles; Letters and sounds match

Day 2: Matching sounds; Initial sounds

Day 3: Check-up 1; Check-up 2

Day 4: Handwriting; Making words

Day 5: CVC words; Rhyming words


Bonus pages

- Certificate
- Sounds sort
- Sounds sort grid
- Read a book - **A cat sat**



Additional Reading Eggspress library books






- *Can a Cat Bat?*
- *Appley Daply's Nursery Rhymes*
- *Castle Alphabet*
- *How to make an ant farm*











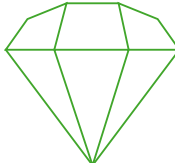

Week 10

Incentive chart for:

Color each one when you have completed each day's work.


Week 10	Monday	Tuesday	Wednesday	Thursday	Friday
Online Lesson	Lesson 10 The cat sat 	Lesson 10 The cat sat 	Lesson 10 The cat sat 	Lesson 10 The cat sat 	Lesson 10 The cat sat 

Worksheets					
------------	--	--	--	--	--

Day Done!					
-----------	---	---	--	---	---

Notes/thoughts/ideas

The alphabet



Letter tiles

- 1 Color and cut out each letter.
- 2 Say its name.
- 3 Say its sound.

m

s

i

t

a


b

c

f





Letters and sound match

- 1** Color and cut out each picture. **2** Say each picture's name.
3 Match it to its beginning letter sound. Use tiles from sheet 1.




Letters and sound match

- 1 Color and cut out each picture.
- 2 Say each picture's name.
- 3 Match the pictures that start with the same sound.



1 Match each picture to its beginning sound.




f

s

t

c

i



6

2 What sound does the word begin with? Write the letter.




















1 Write the letter. Color the pictures that begin with the letter.

m



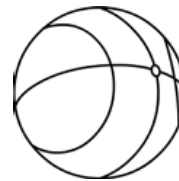

s




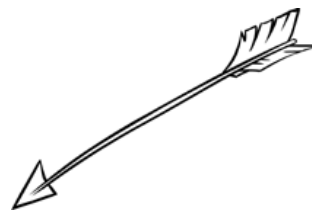


t















b



2 Join **a** things to Appley Ant.



1 Write the letter. Color the pictures that begin with the letter.


c				
f				
i				

2 Match.


M	t	I	c	B	B
m	T	C	b	s	b
C	m	i	S	f	S
c	M	a	A	F	s
T					I
t					i
A					F
a					f

1 Trace and colour.


a




b




c



f



i




m



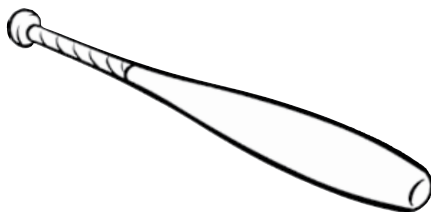
s



t



2 Label each picture. Write the word.



b




c

Making words

You will need these letter tiles from
Day 1, sheet 1a.

Make these words with the letter tiles.
Color the ☆ when you are done.

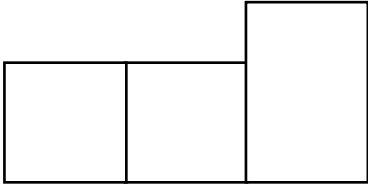

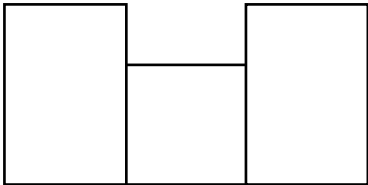

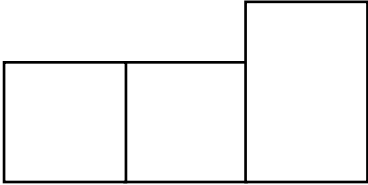
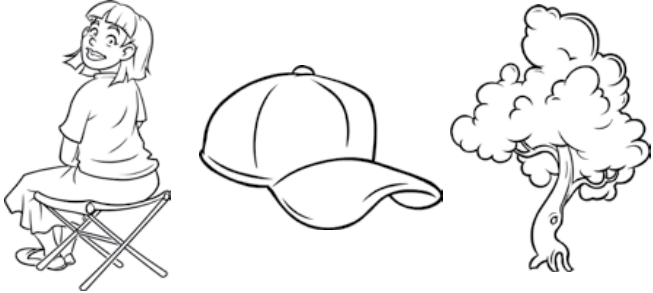
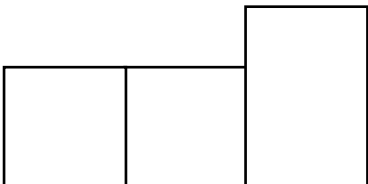

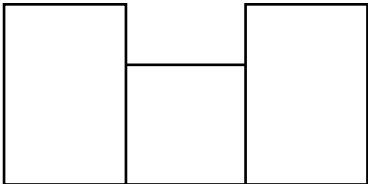



cat ☆ mat ☆

bat ☆



sat ☆ fat ☆

1 Complete.

Read	Write	Color
cat		
bat		
sat		
mat		
fat		

Rhyming words

1 Color the pictures that rhyme.



2 Complete each sentence with a word from the box.

bat cat



I am a

_____ .



I am a

_____ .

GREAT WORK



[Blank space for a name or message]

You know:



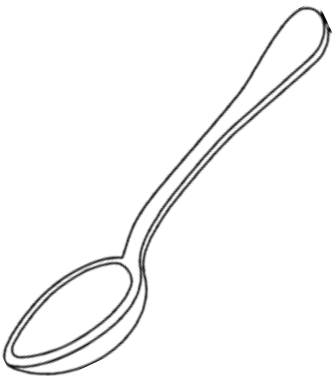

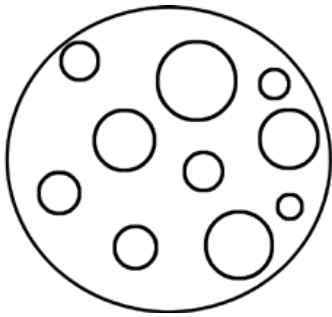
- the letters **a**, **b**, **c**,
f, **i**, **m**, **s**, and **t**
- the sounds **at**
and **am**
- the words **I**,
a, and **am**

“WINNER”



Sounds sort

- 1 Color and cut out the pictures.
- 2 Say each picture's name. What sound does it start with?
- 3 Match each sound to a letter. Paste them on the next page.



Sounds sort

You will need the pictures from **BONUS** sheet 2.

- 1 Match the beginning sound to a letter.
- 2 Paste them in the correct place.

m	s	a
Mm	Ss	Aa



- 1 Read the book.
- 2 Complete the activities.

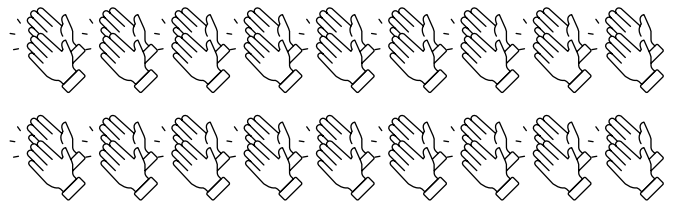
Activity 1

Draw a bat each time you read the book this week.

I read *A cat sat* _____ times!

Activity 2

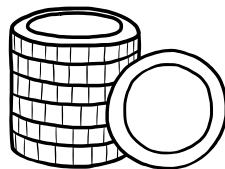
Clap each word as you read.



I counted _____ words.

Activity 3

Put a colored counter on each *at* word.



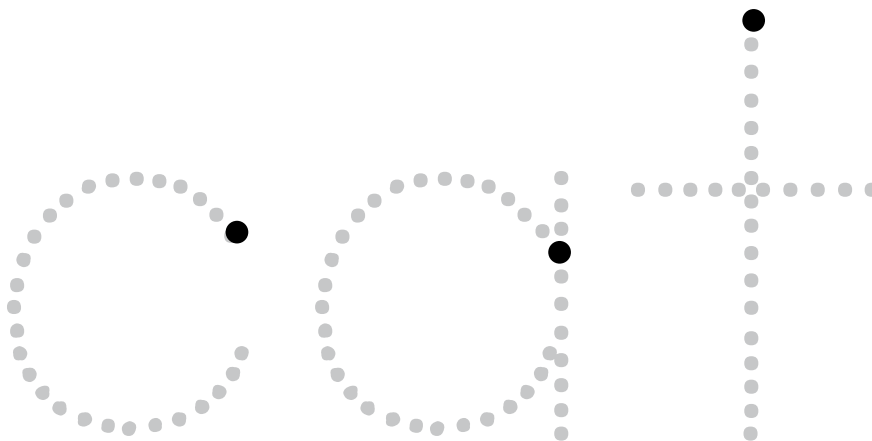
I know *at* words.

Activity 4

Draw each character doing a different action. Get an adult to help you label each.

I can read the letters *a, b, c, f, i, m, s, t*.


Trace.



Reading

eggs

Amazing!



Week 10 is
completed!



You are now ready
for Kindergarten

www.readingeggs.com