

WEEK 2 REMOTE LEARNING

Monday 11th January 2021

Maths

Today you are going to be multiplying a 2-digit number by a 1-digit number. You will first need to watch the video below before answering the following questions.

You should complete this activity on paper and then either upload to your folder/blog post for me to check and I can see your working out, or you can write the question and answer as a blog post for me to check. If you would like to write as a blog post, you will need to use the format:

1. $37 \times 2 =$ Your answer here

I will post the answers to this on Tuesday Morning's blog post.

Monday Video - <https://vimeo.com/489849543>

B
Copy and complete.

1	37	9	25
	$\times 2$		$\times 5$
2	24	10	97
	$\times 3$		$\times 4$
3	83	11	85
	$\times 5$		$\times 2$
4	66	12	69
	$\times 4$		$\times 3$
5	59	13	55
	$\times 2$		$\times 4$
6	47	14	93
	$\times 5$		$\times 2$
7	38	15	36
	$\times 4$		$\times 3$
8	96	16	64
	$\times 3$		$\times 5$

English

Today you are going to be looking at another text type; diary entries. Have a read through of some of the examples below and then answer the questions set on Purple Mash.

- What is a diary entry?
- Who is a diary written for?
- What is the purpose of a diary entry?
- What was each diary entry about?
- What did you notice?
- What is the same? What is different?

Look for the following:

- Who is the piece written to?
- What order are the events in?
- What tone is used?
- Does the author use thoughts & feelings or factual information?
- Which tense is used to record events?
- Which tense is used for thoughts/ feelings?
- Is the diary entry written in 1st or 3rd person?

Saturday 11.6.13

Dear Diary,

Today has been great! It was my birthday today and I got a lot of presents from my friends and family. My favourite was a big, green dinosaur. After I opened all my presents I went to my friend Paul's house and we played football.

Then my mum came to pick me up and take me to my Grandma's house for a birthday meal. Next we went to visit my sister, we had to drive for a very long time. My sister made me a yummy chocolate cake and I had two slices!

Finally we went back home to go to bed. It was past my bedtime and very dark!

Peter

Sunday 19.8.14

Dear Diary,

Today has been super! I am having a great time on holiday!

First we had breakfast on the beach, I had some toast. Then me and my family swam in the sea and played with a big football. After that I walked back to the hotel with my big brother, we played catch in the pool and had some orange juice.

Next I went shopping with my dad and I found a cool shark tooth necklace, I am wearing it now! Finally I walked back to the hotel with my dad to find the rest of my family. We had a nice meal and I fell asleep watching Frozen.

Daisy

Dear Diary,

As I woke up today I didn't feel well so I asked my ladies maids to get a bath ready for me. As I took the hot bath I felt my self getting better but I still insisted on having breakfast brought to my room so I could calmly eat and read my book.

Once I felt better I got dressed and headed downstairs to the kitchen. I informed the staff that for lunch I would like a beef stew prepared. I also informed the staff that we would be having company over tonight and a whole pig should be prepared in preparation for the dinner party I would be having later.

During the late morning and early afternoon I took butterscotch, my horse, out for a long ride around the land. This time of year is always my favorite since all the flowers are beginning to bloom. I also stopped by the village and said hello to some of the villagers. Once I returned home I began sewing the shirt I had promised to make my husband. It is my best work yet!

I then retired to my bedroom and began getting ready for all my guests to arrive. I wore my brand new purple ball gown and had my ladies maids put my hair up in an beautiful bun. Once people started arriving I stationed myself in the entrance in order to greet everyone. Dinner was delicious and I loved getting to catch up with all of my friends! Well I am very tired and am off to bed now!

Abotell
RECORDED WITH

Friday 30th November 2012

Dear Diary,

I had the best day EVER today. I woke up this morning, the sun was shining through the curtains and I could smell breakfast cooking downstairs. I jumped out of my bed, threw on my school clothes and skipped down to the kitchen.

A delicious breakfast of pancakes with syrup was waiting for me on the table and I gobbled it down as quick as a flash. I grabbed my school bag, shouted "Bye!" to my mum and dashed out of the door to school.

When I arrived at school, my teacher handed my homework back to me and a huge grin spread across her face. Guess what? I got 20 out of 20! I couldn't believe it! We had my best lessons in the morning (Literacy and Geography).

Before I knew it, it was lunchtime. The menu today was my favourite: Spaghetti Bolognaise followed by Chocolate pudding - yum! The afternoon flew by, and we ended the school day with a really fun game of Dodgeball, and we all cheered when my team won (of course).

After school, I came home and was met with the most amazing surprise: my mum told me that we were going out to the cinema and to Pizza Hut for dinner. We had a fantastic time!

I'm sitting on my bed writing this, remembering all the fun things that happened today. I hope tomorrow is just as good!

Ahmed

Guided Reading

Listen to chapter 5: How to make a Banana Sandwich-

<https://www.youtube.com/watch?v=8eqQYvdPYFO>

Predict what you think will happen next. Upload your thoughts and predictions to our class blog.

Spellings

This week we are learning and practising words ending with -gue and -que.

League , tongue , antique , unique

You can either practise using write, cover, check or try out the games on the spell zone link below:



https://www.spellzone.com/word_lists/games-59562.htm

Science

This week we will be learning about 'Forces'. Watch the clip and look at the following slides before attempting the Pushing and Pulling Activity Sheet. You need to identify and record examples of pushing and pulling.

<https://www.bbc.co.uk/bitesize/clips/zkw8q6f>

What Is a Force?



A force is a push or pull acting on an object as a result of the object's interaction with another object.

Forces can make objects stop or start moving.

Click the hockey player to watch a clip showing the effects of forces on different objects.

While you are watching, note down any examples of pushes or pulls that you see.

twinkl.co.uk

Pushes and Pulls


Did you spot these examples of pulling forces?




The rower pulls the oar.



The tug of war teams pull the rope.



A catapult is pulled back.



The string of the bow is pulled back.




Pulling the sledge.




The bell ringers pull the ropes.

Pushes and Pulls


Did you notice these examples of pushing forces?



The runner's feet push off the ground.




A person pushes the piano keys down.



The hockey stick pushes the ball.



The golf club pushes the golf ball.



The bat pushes the ball.



The woman pushes the pram.

Forces in Action



Think of an action that shows how forces move objects. You could choose an action from the clips you watched earlier or think of your own.



Work with a partner to create a freeze frame of the action you have chosen.

Show your freeze frames to the rest of your class. Can your classmates decide if you are demonstrating a pushing force or a pulling force?

Pushing and Pulling Forces

I can identify the forces acting on objects.

Pushes and pulls are forces. You can make something start or stop moving when you push or pull it.

Activity

Below are some pictures of children using pushing and pulling forces. Write down push or pull in the force box. Does the force cause something to start or stop moving? In the second box write start or stop.

1. Force:

Start or Stop?



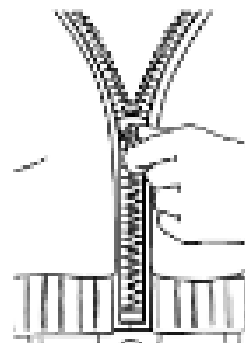
4. Force:

Start or Stop?



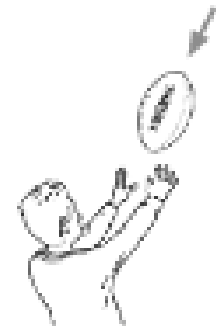
2. Force:

Start or Stop?



5. Force:

Start or Stop?



3. Force:

Start or Stop?



When you kick a football, what type of force do you use? Can you describe other sports or activities that involve pushing or pulling?



Tuesday 12th January 2021

Maths

Today you are going to continue multiplying a 2-digit number by a 1-digit number using the written method. You will first need to watch the video below before answering the following questions.

Similar to yesterday you should complete this activity on paper and then either upload to your folder/blog post for me to check and I can see your working out, or you can write the question and answer as a blog post for me to check. If you would like to write as a blog post, you will need to use the format:

1. $64 \times 4 =$ Your answer here

I will post the answers to this on Wednesday Morning's blog post.

Tuesday Video - <https://vimeo.com/489850121>

B
Copy and complete.

1	64	9	65
	$\times 4$		$\times 2$
	$\underline{\quad}$		$\underline{\quad}$
2	56	10	33
	$\times 5$		$\times 8$
	$\underline{\quad}$		$\underline{\quad}$
3	37	11	87
	$\times 3$		$\times 4$
	$\underline{\quad}$		$\underline{\quad}$
4	89	12	49
	$\times 2$		$\times 5$
	$\underline{\quad}$		$\underline{\quad}$
5	46	13	76
	$\times 8$		$\times 3$
	$\underline{\quad}$		$\underline{\quad}$
6	64	14	97
	$\times 5$		$\times 2$
	$\underline{\quad}$		$\underline{\quad}$
7	98	15	89
	$\times 4$		$\times 8$
	$\underline{\quad}$		$\underline{\quad}$
8	59	16	36
	$\times 3$		$\times 4$
	$\underline{\quad}$		$\underline{\quad}$

English

Today you will need to identify the features of a diary entry. Have a look through the PowerPoint slides below and make a list of key features on Purple Mash.

The diary & letters book



Sue Palmer

Diaries and Journals

- * personal record of events
- * in time order, with dates noted



(generally, chronological order)

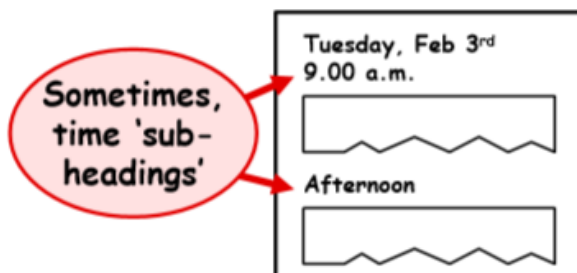
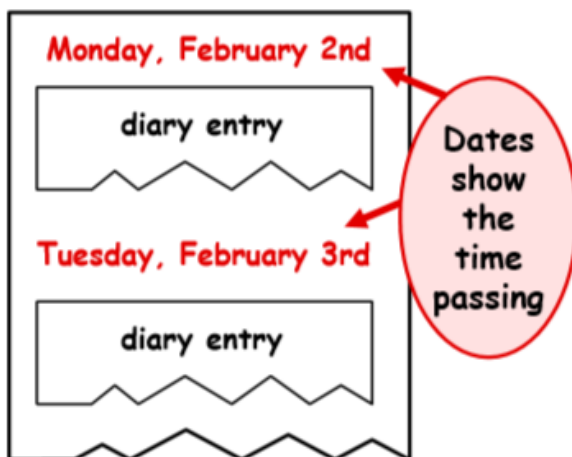
Audience & purpose

Yourself and/or
'posterity'

<ul style="list-style-type: none">• personal tone• writing for pleasure• exploring/expressing ideas	<ul style="list-style-type: none">• informative and clear• lively and engaging, e.g. humour insights
---	---

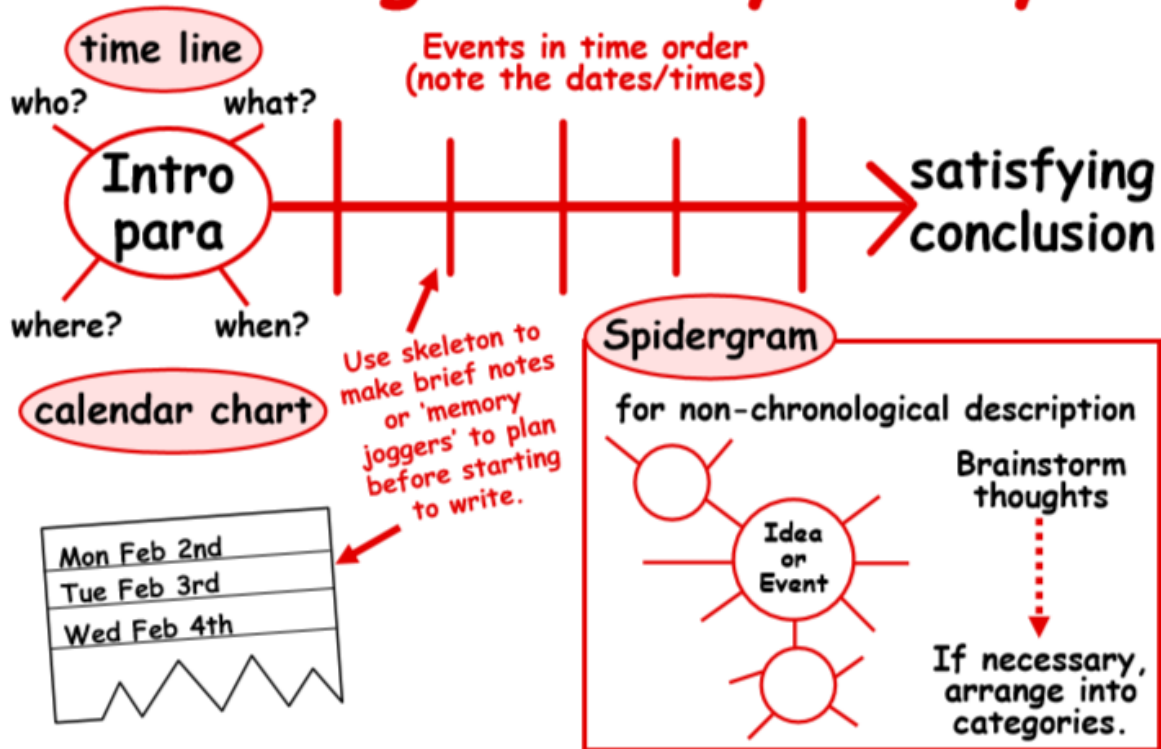
- * to record events
- * to comment on events
- * to explore own feelings and thoughts
- * to consider the feelings, motivation, ideas of others
- * to imagine further possibilities.

Conventions & language features

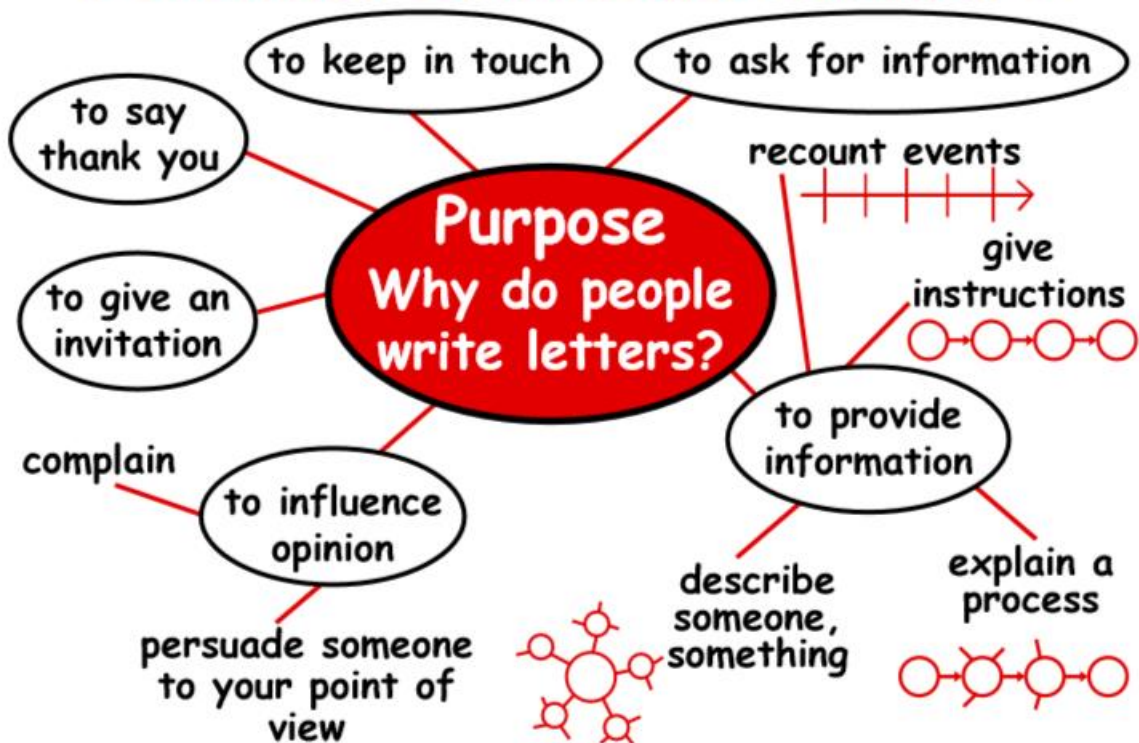


- * past tense to record events
- * present tense to describe thoughts, feelings, etc.
- * first person
- * lively use of language, e.g. 'powerful' verbs, adjectives and adverbs
- * conversational tone.

Planning a 'diary entry'



Personal & Formal Letters



Audience and Purpose

Audience - someone you know well*

personal

Purpose

- * to make contact
- * to communicate as necessary
- * to entertain and amuse e.g. anecdotes, humour
- * to show you are thinking about your reader e.g. enquiries about family, references to shared memories.

* the age and interests of your reader will affect style.

Audience - usually someone unknown or unfamiliar

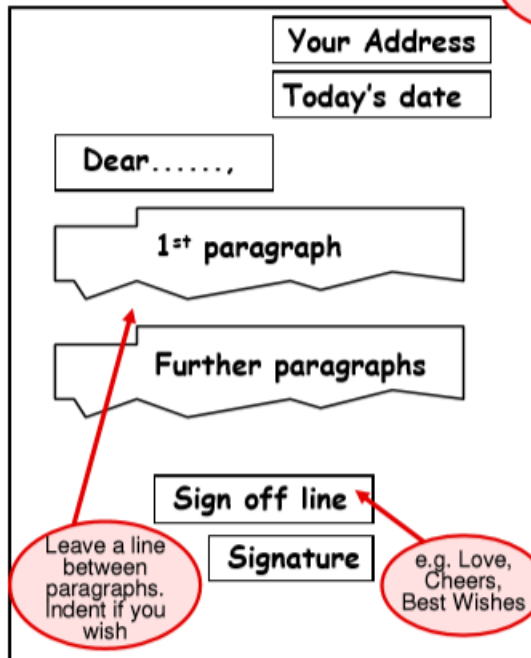
formal

Purpose

- * to introduce self
- * to explain reason for writing
- * to communicate as necessary
- * to state clearly any intended outcome of letter, i.e. what you want reader to do.

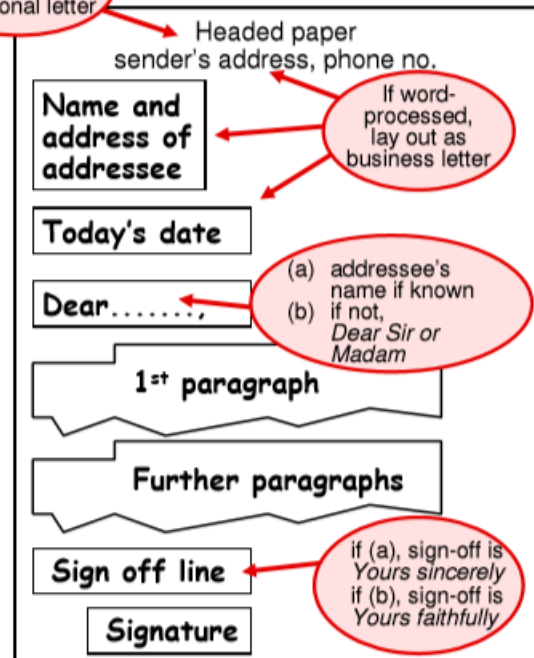
Conventions and layout

Personal Letter



If handwritten, lay out as personal letter

Formal Letter



Language features

Personal Letter

- * first person (I/me), addressing second person (you)
- * specific named people, places things (proper nouns)
- * lively use of language e.g. 'powerful' verbs, adjectives and adverbs.
- * informal connectives, as in spoken language e.g. **And...**, **But...**, *
- * conversational tone.

Formal Letter

- * clear use of language, e.g. conventional vocabulary, 'precise' verbs, adjectives and adverbs.
- * formal connectives, e.g. **Furthermore...**, **However...**,.
- * formal tone.

* In formal writing and, but, or and so can occur only in the middle of sentences. In speech or informal writing they sometimes occur at the start.

Conversational tone

- * contracted forms of words, e.g. **can't, isn't**
- * questions and exclamations
- * exaggerations (hyperbole)
- * conversational words and phrases, e.g. **Anyway,...** **After all,...** **By the way,...**
- * chatty 'asides' (anecdotes, comments in brackets).

Guided Reading

Listen to chapter 6: Tom becomes a Caveman-

<https://www.youtube.com/watch?v=8eqQYvdPYF0>. Summarise what happens in this chapter. Upload your summaries to our class blog.

Spellings

This week we are learning and practising words ending with -gue and -que.

League , tongue , antique , unique

You can either practise using write, cover, check or try out the games on the spell zone link below:

https://www.spellzone.com/word_lists/games-59562.htm

RE

Set by Mrs Fitter on Purple Mash.

Wednesday 13th January 2021

Maths


Today we are moving onto dividing a 2-digit number by a 1-digit number. Remember that division is the opposite operation of multiplication, therefore you can use your knowledge of times-tables and grouping to help you. You will first need to watch the video below before pausing the video when prompted and answering the questions below.

It would be great if you could upload to your folder/blog post for me to check and I can see your working out, or you can write the question and answer as a blog post for me to check. I will post the answers to this on Thursday Morning's blog post.

Wednesday Video - <https://vimeo.com/489844871>

Divide 2-digits by 1-digit (1)

1 There are 84 pencils to be shared equally into 4 pots.



a) Draw the pencils on the place value chart to show how they are shared.

Tens	Ones

b) Complete the number sentences.

8 tens \div 4 = tens 4 ones \div 4 = one

84 \div 4 =

c) How many pencils are in each pot?

2 Use a place value chart to work out the calculations.

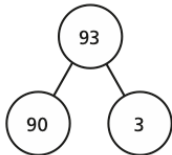
a) $39 \div 3 =$

b) $68 \div 2 =$

5 Work out the divisions.

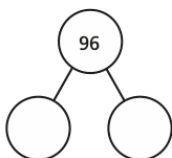
a) $93 \div 3 =$

b) $82 \div 2 =$



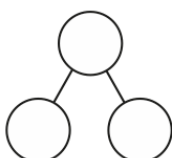
$96 \div 3 =$

$84 \div 2 =$



$99 \div 3 =$

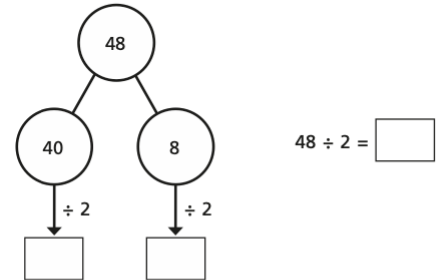
$86 \div 2 =$



3 Amir solves $48 \div 2$ on a place value chart.

Tens	Ones
10 10	1 1 1 1
10 10	1 1 1 1

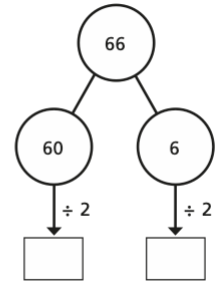
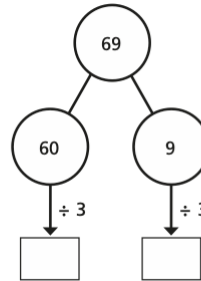
Complete the part-whole model to show what Amir has done.



4 Work out the divisions.

a) $69 \div 3 =$

b) $66 \div 2 =$



6



88 can be divided equally by 2 and by 4

Do you agree with Annie? _____

Explain why.

Can Annie divide 88 equally by any other 1-digit numbers?

7 Esther has 2 jars of mints.

Esther shares the mints equally between 3 bowls.

How many mints are in each bowl?



There are mints in each bowl.

How many different ways can you work out the answer?

English

Read the section of text you have been provided with below. This is from 'The boy who biked the world' that you have been listening to in guided reading.

Create a story S to sequence the events in this chapter of the book. You can do this on paper and then upload to Purple Mash or email to the school account.

THE MAASAI ARE MASSIVE

Tom forced himself to keep smiling as the chief handed him a bowl of steaming blood and milk.

Circled around him, on the hard red earth, in the shade of a thorny African tree, sat 10 tall Maasai warriors, dressed in red robes and dangling earrings. In their hands they held long, sharp spears. They were looking at Tom with dark, shining eyes. Tom's blue eyes looked back at them. The spears glinted in the hot sunshine.

Tom looked away from the men and down at the carved wooden bowl. The mixture of cow's blood and milk was warm and, as the disgusting smell of the blood reached Tom's nose, he had to fight his stomach not to be sick.

"Pretend it's strawberry milkshake!" he pleaded silently to his stomach with his smile super-glued to his face. "Just pretend it's a milkshake ..."

And with that he gulped down the whole pink bowlful in one go. The men raised their spears in the air and cheered. Tom put down the bowl and wiped his chin.

As the grinning chief patted Tom on the back, Tom sighed with relief. This short ceremony meant that Tom was now

ALASTAIR HUMPHREYS

welcome in the Maasai village. He would be safe here and everyone would look after him and make him feel welcome.

"That wasn't so bad after all!" he thought to himself. "Still, I should be used to swallowing weird food and drink by now."

The ceremony was over. "That's a funny sort of welcome," thought Tom. "Remind me never to be unwelcome here!" The men stood up and guided Tom back through the village. Their bare arms rippled with muscles. They walked together past huts built with branches, twigs, grass, and mud. Chickens scratched the dusty earth, searching for food. Tiny children stared in amazement at Tom, the strange new visitor to their village. The sun beat down. The men were all laughing and chattering together about Tom's performance drinking the traditional bowl of milk and blood. Tom could not understand their language but he saw that they were happy.

They led Tom to a flat piece of ground where he could set up his tent for the night. He felt happy. He was tired after another long day's ride. But he had made new friends in this village, and he had a good place to put his tent for the night. Plus, he was having a real adventure.

Tom thought of his friends back home, wondering what they were doing right now. What would they think if they knew that Tom had ridden his bicycle all the way to Africa?

He didn't think that they would believe him. Would you believe that someone could ride his or her bike all the way to Africa? But it was true, all true. Tom finished putting up his tent and unrolled his sleeping bag. Then he thought back to how all this began ...

Guided Reading- Listen to chapter 7: Salaam Aleikum-

<https://www.youtube.com/watch?v=8eqQYvdPYFO>. Answer the following questions that are set on Purple Mash:

- What made learning new words in Middle East more difficult for Tom?
- What does Salaam Aleikum mean?
- How do you reply to this in Arabic?
- Why did the Romans put their plans of building 'the ultimate temple' on hold?
- Write a short description of Petra.
- What inspired Tom to continue on with his journey?

Spellings

This week we are learning and practising words ending with -gue and -que.

League , tongue , antique , unique

You can either practise using write, cover, check or try out the games on the spell zone link below:

https://www.spellzone.com/word_lists/games-59562.htm

PE

Watch the following video:

https://www.youtube.com/watch?v=BpyLfR_-zmg&list=PLNiE-_zq9s4gPUoq-tC5DplbceLL4v2EA

Can you plan your own warm up activity to use next week?

Thursday 14th January 2021

Maths

Today we are moving onto the written method for division and will be using the "bus stop method" to help us divide a 2-digit number by a 1-digit number.

You will first need to watch the video below before completing questions from section Similar to previous days you should complete this activity on paper and then either upload to your folder/blog post for me to check and I can see your working out, or you can write the question and answer as a blog post for me to check.

You only need to complete Section B however I have included Section C as a challenge for you if you would like one 😊

Thursday - <https://www.youtube.com/watch?v=YkiNNKYm4iA>

B

Copy and complete.

- | | |
|---------------------|----------------------|
| 1 $3\overline{)57}$ | 9 $2\overline{)86}$ |
| 2 $5\overline{)80}$ | 10 $4\overline{)96}$ |
| 3 $2\overline{)82}$ | 11 $3\overline{)72}$ |
| 4 $4\overline{)88}$ | 12 $2\overline{)54}$ |
| 5 $5\overline{)95}$ | 13 $5\overline{)85}$ |
| 6 $2\overline{)76}$ | 14 $8\overline{)96}$ |
| 7 $3\overline{)93}$ | 15 $2\overline{)98}$ |
| 8 $4\overline{)72}$ | 16 $3\overline{)48}$ |

- 17 Fifty-two paint brushes are divided equally between four pots. How many brushes are in each pot?
- 18 Cleo saves 2p coins. She has saved 74p altogether. How many coins has she saved?
- 19 The 81 children in Year 3 are split into three equal classes. How many children are in each class?
- 20 How many 5 cm lengths can be cut from 90 cm of string?

C

Copy and complete.

- | | |
|----------------------|-----------------------|
| 1 $4\overline{)172}$ | 9 $2\overline{)112}$ |
| 2 $8\overline{)120}$ | 10 $6\overline{)108}$ |
| 3 $2\overline{)126}$ | 11 $5\overline{)145}$ |
| 4 $5\overline{)230}$ | 12 $8\overline{)152}$ |
| 5 $6\overline{)66}$ | 13 $7\overline{)98}$ |
| 6 $3\overline{)171}$ | 14 $6\overline{)90}$ |
| 7 $9\overline{)135}$ | 15 $3\overline{)228}$ |
| 8 $4\overline{)216}$ | 16 $9\overline{)117}$ |

- 17 Five cakes cost £1.75 altogether. What does one cake cost?



- 18 Footballs cost £8 each. A school pays £136 for its new balls. How many have been bought?
- 19 Three friends share a bingo prize of £204. How much do they each get?

English

Use your story S from yesterday to write a diary entry as Tom. Think about all the key features you have identified for a diary entry and make sure you included them in your writing. Use the template provided on Purple Mash to complete and hand in your entry.

Guided Reading

Listen to chapter 8: Tom and Mummy-

<https://www.youtube.com/watch?v=VvFsZlxIT60>. Can you produce 5 questions based on the chapter that we can add to our class blog? Ensure that your class members will be able to find evidence to support their answer from the text.

Friday 15th January 2021

Maths

Today we will be using what we have already learnt about our 2, 4, 5 and 10 times-table to help us answer questions about the number 100.

Today you will need to watch the video and ensure you have a pencil and paper to hand as you will need to pause the video and complete the questions. You may want to draw "chips & beans" to help you or you could even use items you have at home such as Lego blocks to represent the "chips & beans" if you prefer.

There are two reasoning questions below as an added challenge that I would love you to answer on the blog post. Remember as it is a reasoning question it is really important you explain your answer.

Friday - <https://vimeo.com/489848691>

Challenge

1.

Teddy answers the question $44 \div 4$ using place value counters.



Tens		Ones	
10	10	1	1
10	10	1	1

Is he correct?
Explain your reasoning.

2.



Dora thinks that 88 sweets can be shared equally between eight people.

Is she correct?

English

Use this checklist and the comments from your teacher to edit and improve your diary entry (on purple mash) from yesterday.

- Dear Diary
- Chronological order
- Personal
- Thoughts / Feelings
- Past tense record events
- Present tense- thoughts/ feelings
- First person
- Conversational tone

Guided Reading

Listen to chapter 9: The border guards-

<https://www.youtube.com/watch?v=VvFsZlxIT60>. After listening to this chapter brainstorm ideas for what you think will happen next. Write a short paragraph as if you are the author of 'the boy who biked the world' to continue Tom's journey. Upload your summary to Purple Mash.

Spellings

This week we are learning and practising words ending with -gue and -que.

League , tongue , antique , unique

You can either practise using write, cover, check or try out the games on the spell zone link below:

https://www.spellzone.com/word_lists/games-59562.htm

Creative


Today we will be learning about the Dutch artist Piet Mondrian. Look at the slides below to learn about primary colours, all about Piet Mondrian and his work. What do you notice about his work? Think about what is similar about each piece.

You can choose to use colouring pencils, pens or paints if you wish. Using black paint or tape first mark out your page with rectangles and squares as all of Mondrian's work used straight lines.

Once completed you can decide which boxes you wish to fill with either red, yellow or blue. Ensure the colours do not mix and keep the sharp black lines.

You can take a picture of your work and upload into your own folder or onto Friday's blog post.

Piet Mondrian



Red, yellow and blue are the primary colours.

Primary colours can't be made by mixing any other colour.



Piet Mondrian

Piet Mondrian was an artist who liked to use primary colours.



Composition No. III
by Piet Mondrian

Photo courtesy of Ken Wang (fflickr.com) - granted under creative commons licence - attribution

All About Piet Mondrian (1872 - 1944) Dutch

Piet Mondrian was born in the Netherlands in 1872. His father and uncle were both artists so he was introduced to art at a very young age.

Mondrian's first job was as a teacher but he enjoyed painting at the same time. His first paintings were called 'landscapes', which means that he painted things he could see in the countryside around where he lived.




All About Piet Mondrian

(1872 - 1944)
Dutch

Over time Mondrian became interested in abstract art. Abstract art doesn't show pictures of things but uses colours, lines and shapes to express how the artist is feeling.


Mondrian liked to paint using the primary colours with black lines and white spaces.



Self Portrait (c1900)
by Piet Mondrian

Photo courtesy of Keri Wang (886de.com) - granted under creative commons licence - attribution


twinkl.co.uk



Trafalgar Square (1939 - 1943)
by Piet Mondrian

Photo courtesy of Keri Wang (886de.com) - granted under creative commons licence - attribution


twinkl.co.uk



Composition No. III
1921 - 1925

Photo courtesy of Kent Wang @flickr.com - granted under creative commons license - attribution

twinkl.co.uk




Broadway Boogie Woogie
1942

Photo courtesy of Kent Wang @flickr.com - granted under creative commons license - attribution

Photo courtesy of Kent Wang @flickr.com - granted under creative commons license - attribution

twinkl.co.uk



**New York City
1942**

Photo courtesy of Ken Wang @flickr.com - granted under creative commons license - attribution

Photo courtesy of Ken Wang @flickr.com - granted under creative commons license - attribution

twinkl.co.uk

twinkl.co.uk