

Between Grades Pre K and K

Reading



SUMMER

Week 8

Reading Catch-up



Get Ready for
Kindergarten!

Ff

www.readingeggs.com



Welcome to Week 8

Welcome to Week 8 of your targeted summer literacy program!

This program is for students between Pre-Kindergarten and Kindergarten. It reinforces the learning from Kindergarten and provides the essential skills your child needs to transition successfully into Kindergarten.

Over 10 weeks, your child will have the opportunity to engage in fun-filled, online learning activities, based on the **Reading Eggs** program. **Reading Eggs** uses the proven power of systematic synthetic phonics instruction to boost reading skills. It focuses on phonemic awareness and phonics practice.

Each week you'll receive a 20-page booklet. Inside you will find a set of carefully selected activity sheets that will allow your child to revisit, consolidate and build crucial reading and literacy skills. We've packed lots in so your child can enjoy the summer and get excited for Kindergarten!

We recommend you follow these simple steps to keep your child learning through the summer whilst still having fun.

- 1 Print the student pages for the week. Ensure your child has pencils and erasers to complete the worksheets.
- 2 Start by setting your child up on the online **Reading Eggs** program. Activities begin at **Lesson 8** and allow your child to progress at their own pace.
- 3 Encourage your child to read the recommended books from the **Reading Eggs** library.
- 4 Once each day's work is complete, fill in the incentive chart. There is also a certificate at the end of the week to celebrate your child's achievement.
- 5 Enjoy the learning. Keep it light.

We know your child will enjoy learning with **Reading Eggs** because it makes learning to read fun – and having fun is what summer is all about!



Welcome to Kindergarten

Week 8

Reading skills focus

- Hear and identify the sound **f**, and match to letters **F** and **f**.
- Identify words that begin with **f**.
- Write letter **f**.
- Revise the sound **at**.
- Build vocabulary.
- Listen to a book and read along.



Online

Reading Eggs Lesson 8

- Letters and sounds focus: **Ff**
- Identify the sound **f** in isolation, and in words.
- Recognize **f** in different fonts in upper and lower case.
- Build vocabulary skills by matching pictures to spoken and written words.
- Blend sounds to read words that end with the sound **at**.
- Listen to, follow the reading and read along with a book – **Reading Eggs Alphabet book 'f'**

Additional activities

Reading Eggs Songs

#10 Floating Flobbies and #11 Five new words

Reading Eggs Playroom

- Alphabet Activities: book and letter activities
- Bookshelf songbook: Five Little Ducks, Five Little Monkeys
- Dress Up Corner: Fairy and Firefighter

Worksheets

Day 1: Make letter **f**; The letter **f**

Day 2: I spy ... **F**; Letter **Ff** maze

Day 3: Track and trace **Ff**; Handwriting **Ff**

Day 4: Letters and sounds; Initial sounds **Ff**

Day 5: Vocabulary; Letter **F** puzzle

Reading Eggs Junior

Books



Alphabet I Spy:
Ff



Reggie and Friends:
Feeling Sick



Find It!:
On the Farm



Bella:
Bella Makes a Friend



Videos

Heidi Songs: The F Song

Animal Alphabet: Frogs and Flamingos

Reggie's Boxes: Letter F

Reggie and Friends: Fruit Salad

Eggsperts: Fix It

Let's do Science!: Fizzy Dough

Quiggle: Quiggle Flies In

Activities

Matching game, Memory, Sorting

Bonus pages

- **Ff** certificate
- Track and Trace **Ff**
- Beginning and end sounds
- Syllables
- Read a book - **f**



Additional Reading Eggspress library books

- *F is for fish*
- *What begins with Ff?*
- *Funny fish*
- *Fins*








Week 8




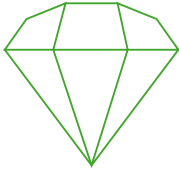

Incentive chart for:

[Empty rounded rectangular box for name]

Color each one when you have completed each day's work.

Week 8	Monday	Tuesday	Wednesday	Thursday	Friday
Online Lesson	Lesson 8 Ff	Lesson 8 Ff	Lesson 8 Ff	Lesson 8 Ff	Lesson 8 Ff


Worksheets					
------------	--	--	---	--	--

Day Done!					
-----------	---	---	--	---	---

Notes/thoughts/ideas

Make letter f


- 1 Use playdough to make letter **f**.
- 2 Decorate letter **f** using pencils, crayons, paint, stickers, or collage.
- 3 Decorate the page with pictures or drawings of things that start with the sound **f**.



1 Say the letter sound.



f

fff



2 Color things that begin with f.

f



f

5



f

6



3 Match each letter to a picture.

f


m

b

f

i

c



I spy things beginning with




Follow and color the letter **F** and **f** to solve the maze.

START

F	o	Y	F	f	f	F	f	f	F	Q
f	B	c	f	d	I	d	D	d	F	c
F	f	F	f	o	u	w	i	E	f	b
d	Y	d	w	m	k	C	t	d	f	a
T	e	n	U	E	f	f	F	f	F	t
u	a	o	A	e	f	d	E	o	C	q
G	p	b	f	f	F	W	r	E	B	M
m	D	E	F	e	B	h	L	m	e	E
x	i	e	f	f	F	f	F	f	F	B
S	d	E	p	D	K	R	n	H	f	j

FINISH




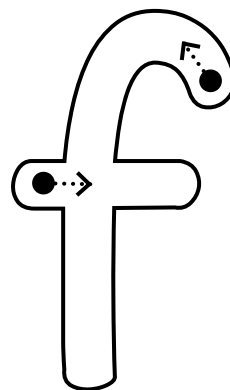
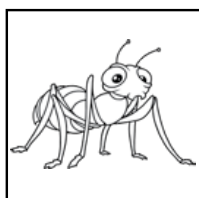
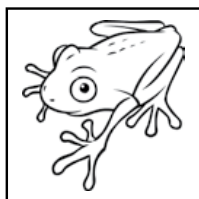

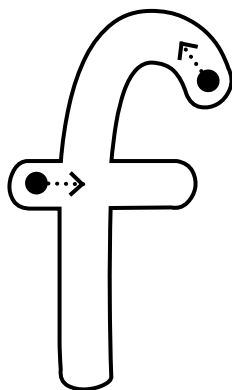


4 _____ rogs

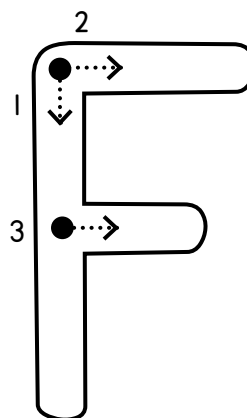

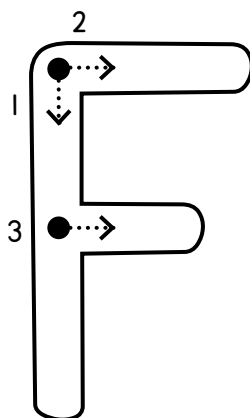
I know the letter

Ff

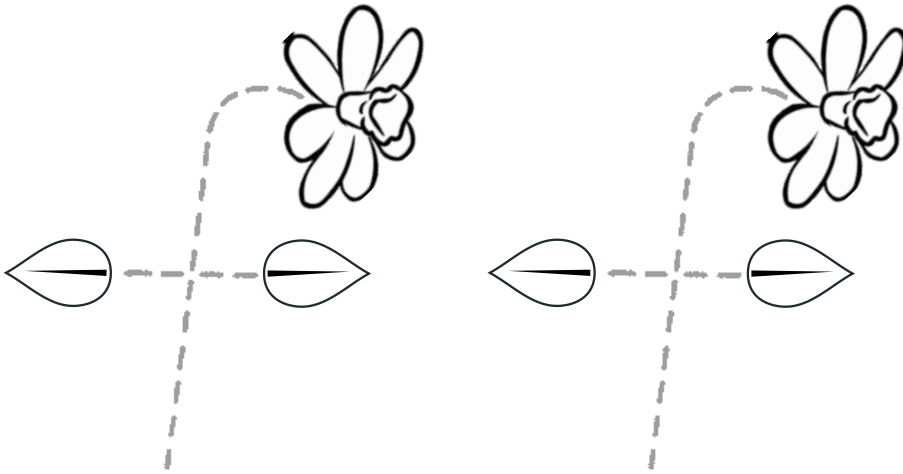
- 1 Say the sound **f**.
- 2 Track with your finger.
- 3 Circle the pictures that start with **f**.



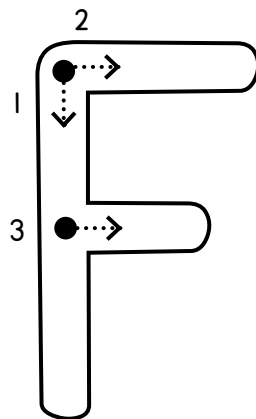
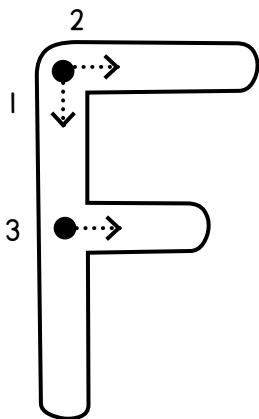
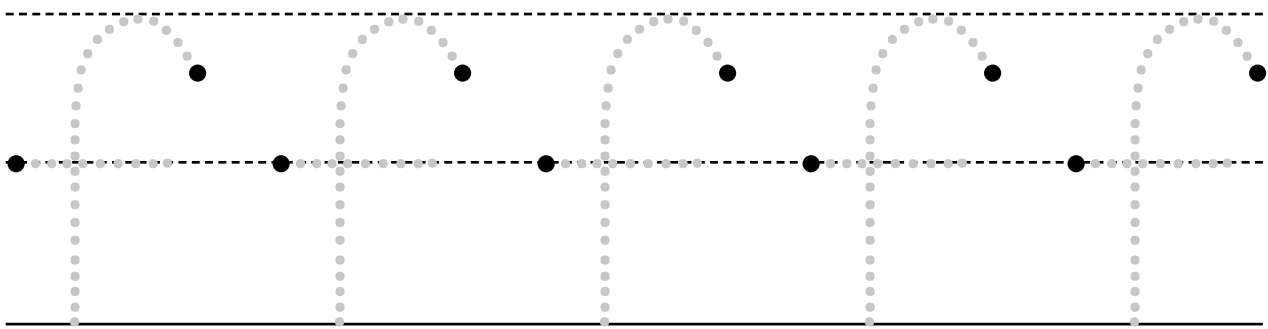
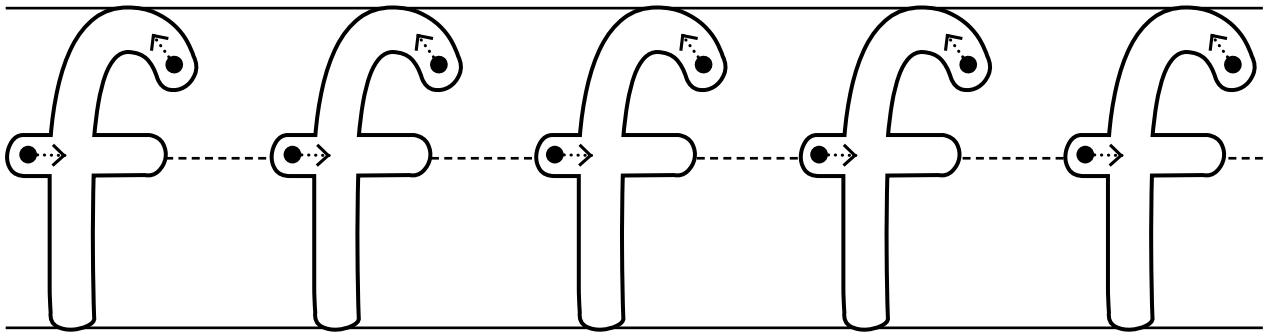
- 4 Say the sound **F**.
- 5 Track with your pencil.
- 6 Circle the pictures that start with **F**.



1 Finish the flowers.



2 Trace and write.



Circle
your best
letter.

- 1 Say each picture's name. What sound does it start with?
- 2 Circle the matching letter.



h	f	o
---	---	---



i	a	f
---	---	---



f	s	k
---	---	---



z	c	f
---	---	---

3 Match.

4 Match.


f

h	l	f
---	---	---


F

v	F	N
---	---	---

1 Add f. Read the word.



 f rog



 ish



 oot



 ly



 lag



 ive



 inger



 ootball

2 Draw funny faces on the fish.




1 Read the word. Color the picture that matches.

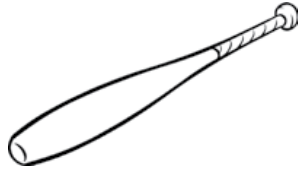
bat



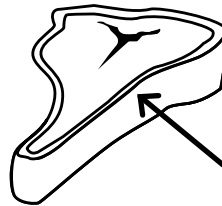
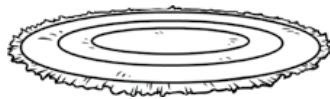
mat



bat



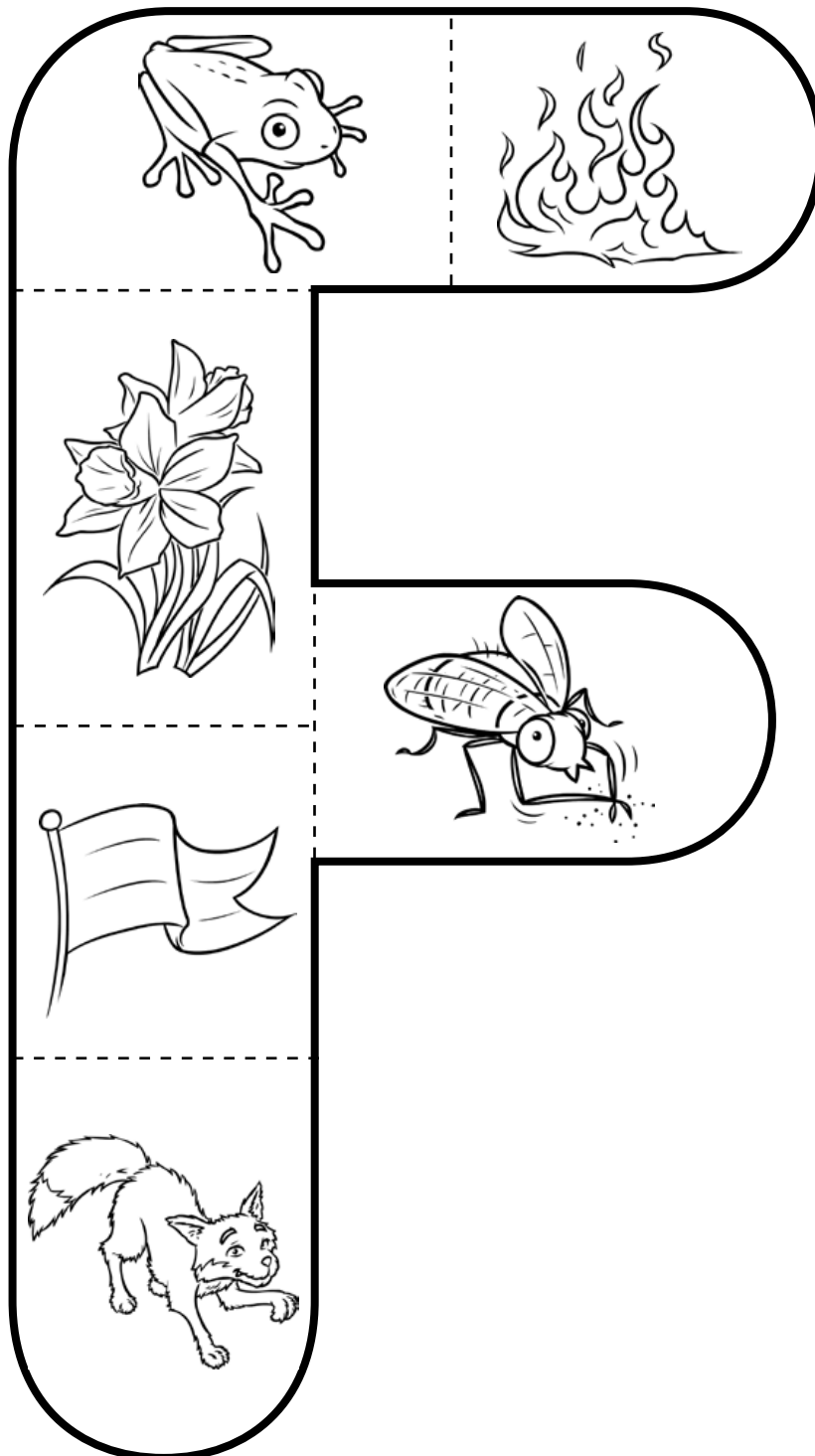
fat



2 Draw a **bat**.

Letter F puzzle



- 1 Say each picture's name. What sound does it start with?
- 2 Cut out the puzzle pieces.
- 3 Match the pieces to make letter F.





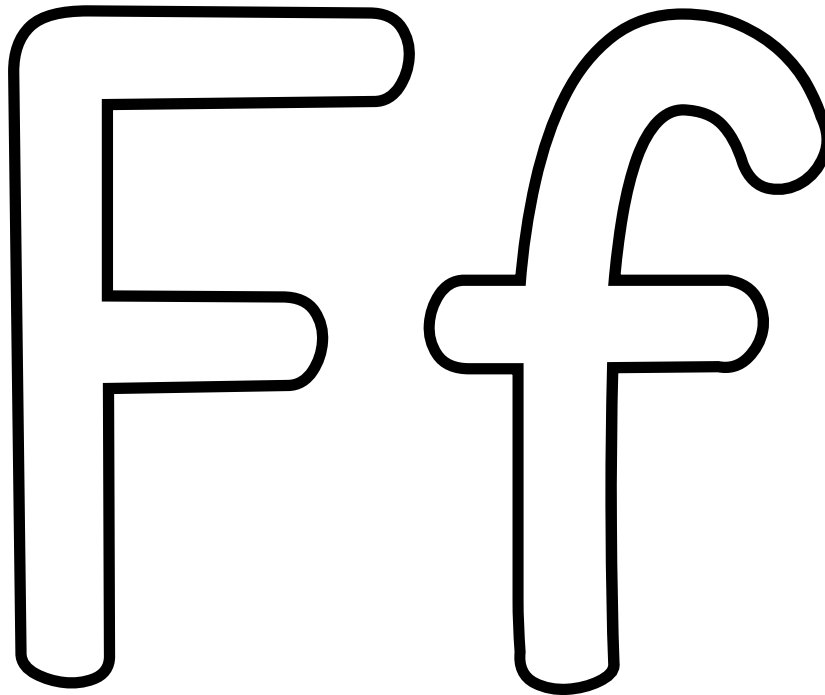
Fantastic!

What **fun** you've had
with the letter **F**.




- 1 Track with your finger.
- 2 Trace with colored crayons.
- 3 Say the sound **f**.

A B C D E **F** G H I J K L M N O P Q R S T U V W X Y Z




fire



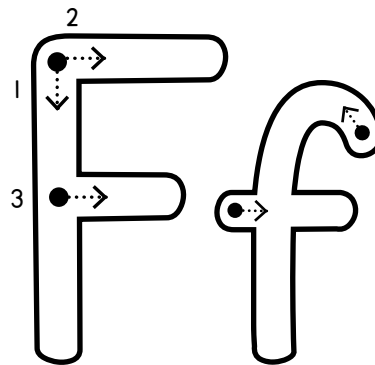
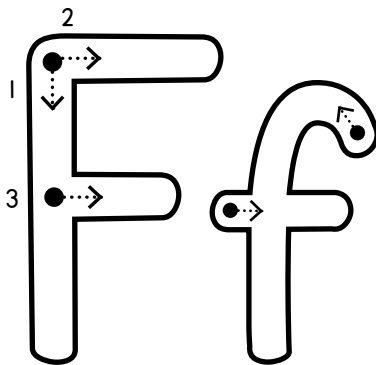
fish



fruit



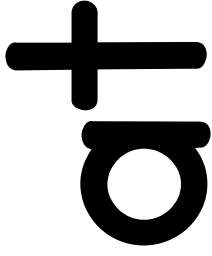












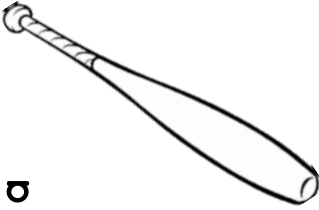



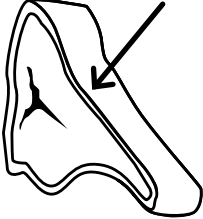
fox



a b c d e **f** g h i j k l m n o p q r s t u v w x y z

Beginning and end sounds

- 1 Cut out each tile. 2 Group the beginning and end sounds.
- 3 Pick a tile from each group. 4 Sound out. Blend. Read the word.

Syllables

1 Say each word. Clap the 'beats' (syllables). 2 Color the number.



1

2


3



1

2

3



1

2

3



1

2


3



1

2


3



1

2

3



1

2

3



1

2

3



- 1 Read the book.
- 2 Complete the activities.

Activity 1

Write a *f* each time you read the book.

I read f _____ times!

Activity 2

Stamp your feet as you read each *f* word.



I counted _____ f words.

Activity 3

Draw around your hand.
Write an *f* word on each finger.

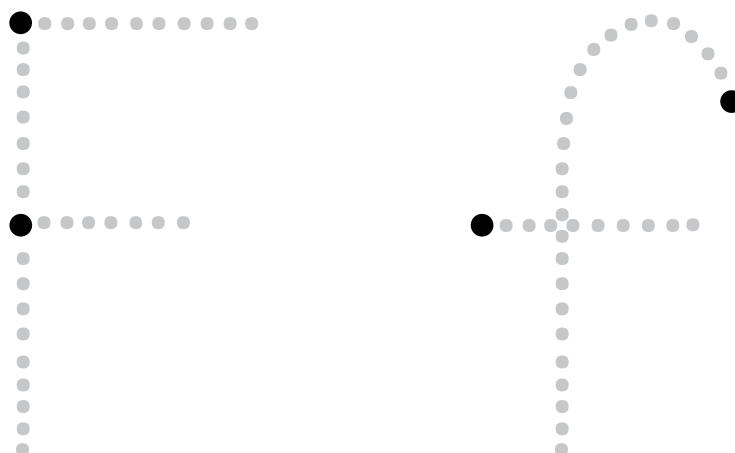
I can name _____ things that start with f.

Activity 4

Draw two animals that have feathers.

I can read the letter f!

Trace.



Fabulous!



Now hop
on over to
Week 9!

