

Monday 9th August 2021

Welcome 2P!

Here is what we are doing today.

Take a picture of your work and submit it through the classwork tab

When	Tasks for today				
Morning English	Reading Read any PM e-reader of your choice or your home reader or book of your choice. Record yourself reading. Write or video your answers to these questions: <ul style="list-style-type: none">❖ What is the title of your text?❖ Which part of the text did you enjoy the most? Why?❖ What do you think readers will like about this text?❖ Would you recommend this text to others? Why? Spelling Look, Cover, Write and Check each of your spelling words 3 times, for example: <table border="1" data-bbox="412 753 1557 821"><tr><td>home</td><td>home</td><td>home</td><td>home</td></tr></table> Writing Complete the information report cut and paste. Then, <u>underline</u> all the adjectives (feeling words). Make sure the information is underneath the correct heading.	home	home	home	home
home	home	home	home		
Break					
Middle Mathematics	Number of the Day Use the sheet provided. Choose the number that you usually work with. Option 1: 44 Option 2: 143 Multiplication Complete the activity sheet on arrays. Try to remember what a row is and what a column is Fast finishers Login to Studyladder and complete an activity.				
Break					
Afternoon	PDHPE Create your own obstacle circuit! Please read the attached worksheets for more information.				

Reading Task

What is the title of your text? _____

Which part of the text did you enjoy the most? Why?

What do you think readers will like about this text?

Would you recommend this text to others? Why?

Spelling- Look Cover Write Check

inside			
cross			
less			
mouse			
nonsense			
castle			
muscle			
circle			
cereal			
chance			

Wednesday:

Emus

Cut and past the information into the correct boxes. ✂

Emus enjoy eating whatever they can find. They like to eat grains, flowers and berries. Emus also like to eat insects that they dig up from the ground.

An emu is a bird that is native to Australia.

Emus have a long, sharp beak, which they use to eat their food. They are covered in soft grey feathers. Emus have small ears and two sets of eyelids. They have talons on each foot, and they use these for fighting and protecting themselves from dangerous animals. Emus cannot fly but still have wings. They are tall birds and grow up to 2 metres.

Emus are the largest birds in Australia and the second largest bird in the world.

Emus can be found all over Australia. They live in grasslands, woodlands and forests. Emus prefer to live in places where there is enough food to eat and water to drink.

Emus




Classification: What are they?

Appearance: What do they look like?

Diet: What do they eat?

Habitat: Where do they live?

Interesting facts:





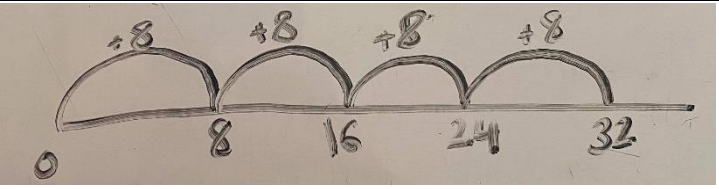
Number of the Day

Choose one of the numbers and complete the questions underneath for that number

My number is _____

1. Write the number in words?	
2. What is 5 more than the number?	
3. What number is 20 less than the number	
4. Add 12 to the number	
5. Round the number to nearest 10	
6. Is it an odd number or even number?	
7. Complete the pattern (add 3 to the number):	
8. Write some addition facts related to the number.	

Multiplication Strategy

Equal Groups	Arrays	Repeated Addition	Number Line Skip Counting
4 groups of 8  4×8	 rows = 4 columns = 8	$8 + 8 + 8 + 8$	
Equal Groups 4 groups of 2	Arrays	Repeated Addition	Number Line Skip Counting
Equal Groups 7 groups of 5	Arrays	Repeated Addition	Number Line Skip Counting
Equal Groups 2 groups of 5	Arrays	Repeated Addition	Number Line Skip Counting

At assembly, a class of students was lined up in 5 rows and there were 7 students in each row. How many students are there in that class?

PDHPE Week 5 - Create a Fitness Obstacle Course

****Make your obstacle course easy, achievable and SAFE!****

Online:

Watch the video Home Obstacle Course

<https://www.youtube.com/watch?v=sCjg6LmO-mE>

At Home:

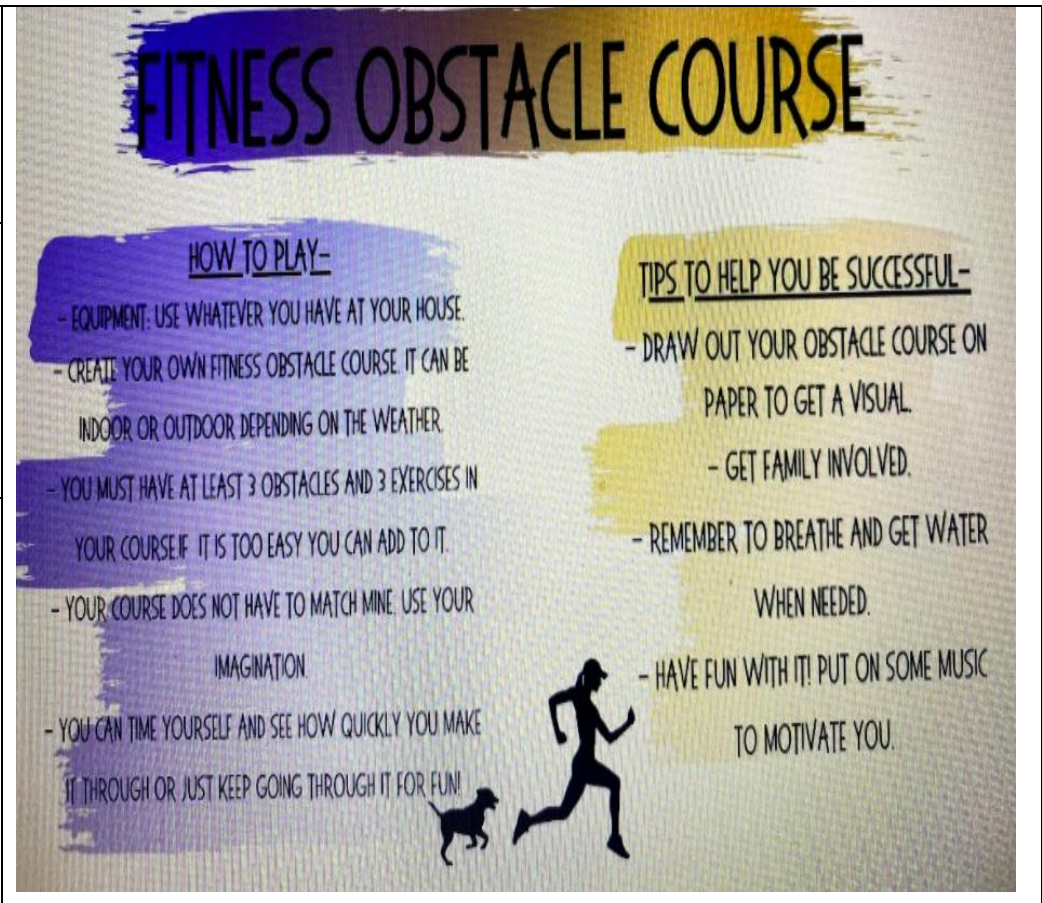
Read the instructions and look at the examples of indoor and outdoor obstacle courses to get some ideas

Activity:

Create your own Fitness Obstacle Course.

You must include at least:

- 3 obstacles and 3 exercises
- Upload photos/video to Google Classroom



Get creative and have some fun!



Obstacle ideas

- kids foldout lounge
- cushions
- blankets
- chair/table
- bucket
- basket
- balls/toys
- bicycle/scooter
- slide
- beam
- hoop
- tunnel

Exercise ideas

- hop
- jump
- crawl
- ride
- climb
- run
- slide
- swing
- dance
- slide
- balance
- jog

Tuesday 10th August 2021

Welcome 2P!

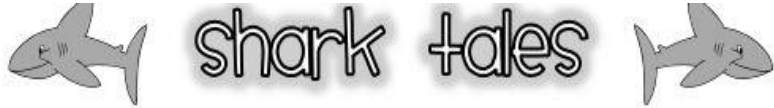
Here is what we are doing today.

Take a picture of your work and submit it through the classwork tab

When	Tasks for today
Morning English	Reading Read any PM e-reader of your choice or your home reader or book of your choice. Record yourself reading. Write or video your answers to these questions: *What is this text about? *What happened in this text? *What is a new word or term that you learnt and what does it mean? Spelling- Alphabetical Order Organise your words in Alphabetical order (ABC). If you don't know how to do this, write your words in different colours (Rainbow writing). Writing- Read the information about Sharks. Sort the information into the correct <u>subheadings</u> . Remember to try to use key words instead of full sentences.
Break	
Middle Mathematics	Number of the Day Use the sheet provided. Choose the number that you usually work with. Option 1: 24 Option 2: 776 Multiplication Complete the activity sheet on arrays Fast finishers Login to Studyladder and complete an activity.
Break	
Afternoon	Science Pick two or more items to mix together in your home. What does it feel like? Does it smell like anything? What does it look like? Use the worksheet to help you.

Tuesday Writing

Read the information on *sharks* and in your own words, write the correct information in the boxes on the next page.



Sharks are fish who live in the ocean. Sharks have lived on earth since before the dinosaurs!



Most sharks are carnivores, or meat eaters. They eat fish, and sea mammals like seals, and dolphins.

Some sharks are scary and dangerous, but some are nice and gentle. These are the largest sharks.



Sharks have very sharp teeth and they lose them up to 7 times a year! They have over 30,00 teeth in their life. Sharks can't stop swimming or they will sink.

Sharks never sleep and never stop swimming. Sharks have been around for 4 million years. There are over 400 different kinds of sharks. Sharks have rows and rows of sharp teeth. When one falls out a new one grows. Some sharks have as many as 3000 teeth. Sharks don't have bones. They are made of cartilage that is flexible and strong. Sharks have eyes on the sides of their heads that help them to see in front and behind them easily.



Animal Report Jot Notes (One Fact)

Appearance

What does the animal look like? What is the animal's covering (fur, feathers, etc.)? How big is the animal? What color is it?

Habitat

Where does the animal live? What shelter does the animal live in?

Name of Animal

Diet

What does the animal eat? Where does the animal get its' food?

Predators

What enemies does the animal have? How does the animal protect itself?



Other Interesting Facts

What are other interesting facts about the animal?



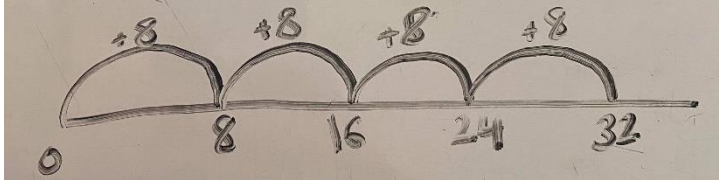
Number of the Day

Choose one of the numbers and complete the questions underneath for that number

My number is _____

1. Write the number in words?	
2. What is 5 more than the number?	
3. What number is 20 less than the number	
4. Add 12 to the number	
5. Round the number to nearest 10	
6. Is it an odd number or even number?	
7. Complete the pattern (add 3 to the number):	
8. Write some addition facts related to the number.	


Multiplication Strategies

Equal Groups	Arrays	Repeated Addition	Number Line Skip Counting
4 groups of 8  4×8	 rows = 4 columns = 8	$8 + 8 + 8 + 8$	
Equal Groups 6 groups of 2	Arrays	Repeated Addition	Number Line Skip Counting
Equal Groups 4 groups of 10	Arrays	Repeated Addition	Number Line Skip Counting
Equal Groups 6 groups of 3	Arrays	Repeated Addition	Number Line Skip Counting

In our classroom, there are 5 watercolour palettes. There are 4 paints on each palette. How many paints are there altogether?

Science: Week 4

Pick two or more items to mix together in your home. What does it feel like? Does it smell like anything? What does it look like?

Items Mixed (Draw and label)	Observation
 A photograph showing two items: a clear glass filled with white milk on the left, and a jar of Hershey's Cocoa with a red lid and a tin of Hershey's Cocoa on the right. The tin is labeled 'SINCE 1864 HERSHEY'S COCOA NATURAL UNSWEETENED'.	<ul style="list-style-type: none">• Watery• Brown liquid• Feels very smooth• Smells like chocolate• Tastes very sweet

Wednesday 11th August 2021

Welcome 2P!

Here is what we are doing today.

Take a picture of your work and submit it through the classwork tab

When	Tasks for today
<p>Morning</p> <p>English</p>	<p>Spelling- Sentence writing Choose 5 words and write a sentence for each of them. Challenge: Try to use more than one word in each sentence.</p> <p>Writing- Information report on Sharks Using your information report plan on Sharks, write an information report about Sharks. Don't forget to use adjectives and <u>subheadings</u></p> <p>Reading Library Lesson with Mrs Gee at 11:20 <u>If you are online</u> - watch the book Mrs Gee reads for you on google classroom and complete the activity. If you can, take a photo and upload it.</p> <p><u>If you are working on paper</u> - Weekdays on ABC Kids: 9:00am, 11:30am, 3:30pm Watch an episode of ABC kids, listen carefully to the story being read.</p> <ol style="list-style-type: none">1. Pick one activity off the grid to complete each week.2. Colour the activity in once you've done it so you don't do it twice.
<p>Break</p>	
<p>Middle Mathematics</p>	<p>Number of the Day Use the sheet provided. Choose the number that you usually work with. Option 1: 16 Option 2: 229</p> <p>Multiplication Complete the multiplication activity sheet provided</p> <p>Fast finishers Login to Studyladder and complete an activity.</p>
<p>Break</p>	
<p>Afternoon</p>	<p>Geography- The Rainbow Serpent Read the story of the Rainbow Serpent and answer the questions about the text.</p>

Spelling- Sentences

1.

2.

3.





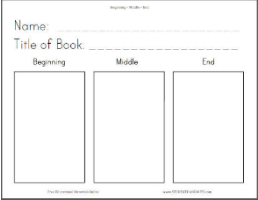

4.

5.



What can I do when I have watched or listened to a story?

Choose a new activity each time.



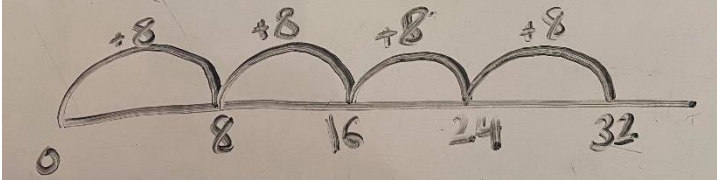
<p>Draw your favourite part of the story.</p> 	<p>Create a new Front Cover for the book.</p> 	<p>Retell the story to someone at home.</p> 
<p>Make a mask to be one of the characters in the story.</p> 	<p>Draw 3 pictures to show the beginning, middle and the end of the story.</p> 	<p>What could happen next if the story kept going? Draw the picture.</p> 

Number of the Day

Choose one of the numbers and complete the questions underneath for that number


My number is _____	
1. Write the number in words?	
2. What is 5 more than the number?	
3. What number is 20 less than the number	
4. Add 12 to the number	
5. Round the number to nearest 10	
6. Is it an odd number or even number?	
7. Complete the pattern (add 3 to the number):	
8. Write some addition facts related to the number.	

Multiplication Strategies

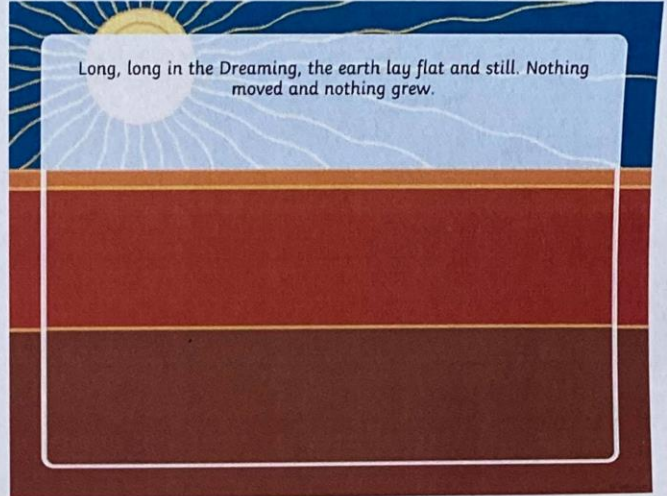
Equal Groups	Arrays	Repeated Addition	Number Line Skip Counting
4 groups of 8  4×8	 rows = 4 columns = 8	$8 + 8 + 8 + 8$	
Equal Groups 2 groups of 10	Arrays	Repeated Addition	Number Line Skip Counting
Equal Groups 3 groups of 7	Arrays	Repeated Addition	Number Line Skip Counting
Equal Groups 9 groups of 3	Arrays	Repeated Addition	Number Line Skip Counting
Miss Daniele has 4 piles of black t-shirts. In each pile, there are 7 black t-shirts. How many shirts are there altogether?			

Geography- The Rainbow Serpent: Read the story and answer the questions below

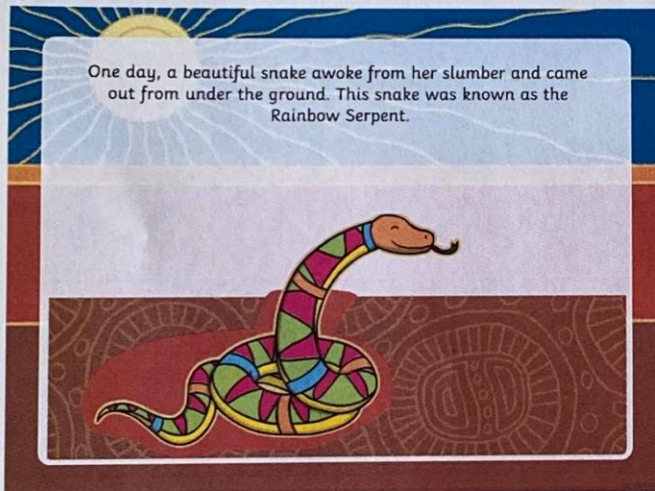
1.



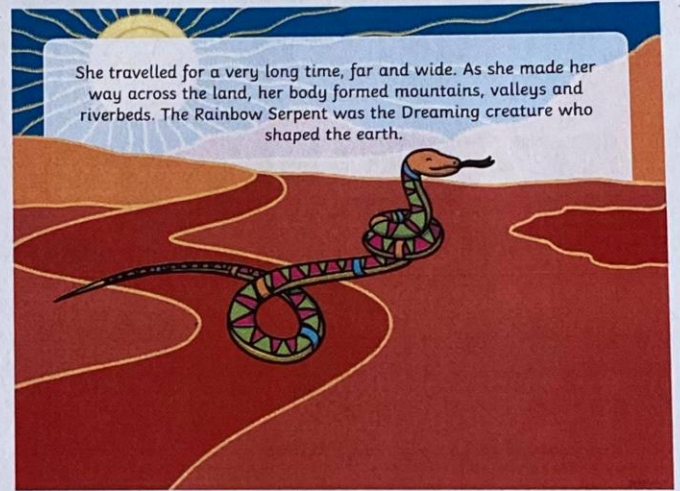
2.




3.



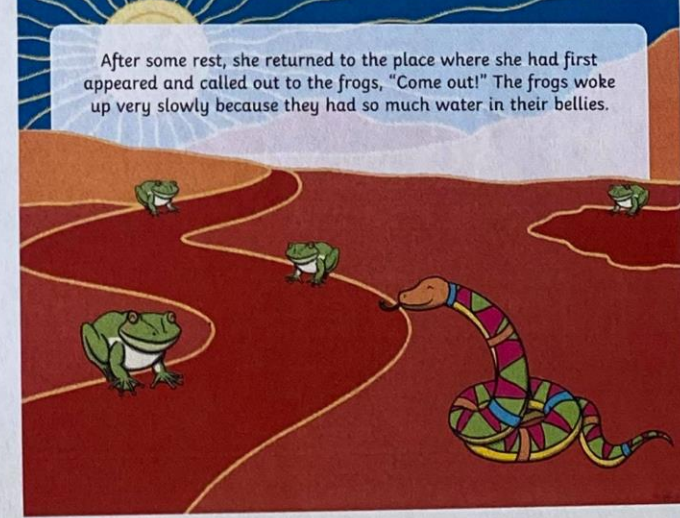
4.



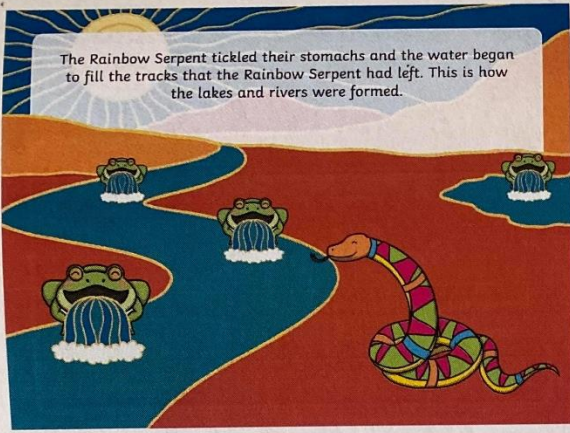
5.



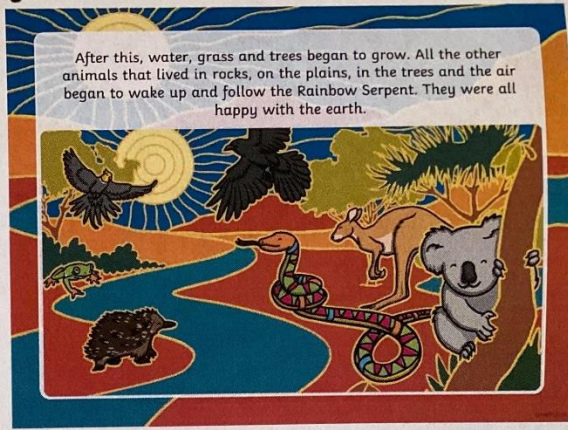
6.



7.




8.

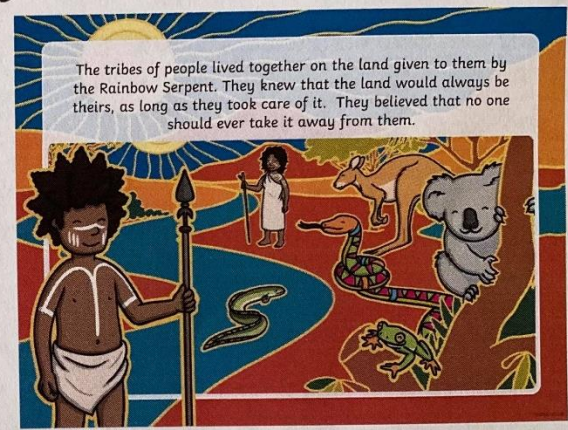


After reading the story answer these

9.



10.



questions:

What are the natural features shown in this story?

What were the first natural features that the rainbow serpent made?

What was the rainbow serpent's job on the land?

How were the lakes and rivers formed?

What does the story of the Rainbow Serpent teach us about taking care of the Earth?

Thursday 12th August 2021

Welcome 2P!

Here is what we are doing today.

Take a picture of your work and submit it through the classwork tab

When	Tasks for today
Morning English	Reading Read any PM e-reader of your choice or your home reader or book of your choice. Record yourself reading. Write or video your answers to these questions: *What was the purpose of this text? *Who is the audience for this text? *How could this text have been better? Spelling- Silly sentences Choose at least 3 of your spelling words and write a silly sentence for each. Challenge: Write 5 sentences, using more than one word in each. Example (home): On my way <u>home</u> , I saw an enormous dingo flying in the sky. Writing- Read the information about seahorses, and fill out the information report template.
Break	
Middle Mathematics	Number of the Day Use the sheet provided. Choose the number that you usually work with. Option 1: 26 Option 2: 179 Multiplication Complete the multiplication activity sheet provided Fast finishers Login to Studyladder and complete an activity.
Break	
Afternoon	PDHPE Looking after ourselves by eating a healthy, well balanced diet is important. There are 5 food groups that should make up our diet. Have a look at the Australian Guide to Healthy Eating to see what these 5 food groups are and the food from each. Ask yourself these questions: <ul style="list-style-type: none">• Do you eat something from each of the food groups every day?• What is your favourite food? What food group does it come from? Activity Make a healthy delicious lunch box trying to use a range of food (remember the 5 food groups). You can draw and label your food. Take a photo and share it with your teacher if you can. Optional extra: complete the word search on healthy eating

Reading Task

What was the purpose of this text?

Who is the audience for this text?

How could this text have been better?

Spelling- Silly Sentences

Sentence 1

Sentence 2

Sentence 3

Challenge (optional)- 2 more sentences



The seahorse lives in a coral reef. A coral reef has food for seahorses. It has shelter and space to move. A coral reef is a good habitat for seahorses.



The seahorse is a fish. It lives in the water. It breathes through gills. The seahorse has fins. But the seahorse is different from other fish. It does not have scales. The seahorse has skin that covers bony plates.



How did the seahorse get its name? The seahorse's head looks like a horse's head. It has a bent neck and long snout. The seahorse uses its snout to eat. It does not have any teeth. It sucks up tiny animals like shrimp.



The seahorse can see very well. Each eye can look a different way. The seahorse can search for food and watch for predators at the same time.



Look closely. The seahorse has a tiny fin on its back to help it swim. It swims very slowly. Strong waves can take the seahorse far away. Its tail holds on to plants to stay safe.



Some fish like to eat the small seahorse. It has a trick to stay safe. The seahorse can change colors to blend in.

The male seahorse has a pouch. The female lays eggs in the pouch. The male carries the eggs until they are ready to hatch. When it is time, he squeezes out the babies.



The baby seahorse is called a fry. It looks just like the parents, except it is very tiny. The parents do not help the baby. It has to live on its own. The baby seahorse finds food and shelter.



Seahorses are unique animals. They are endangered because people take them from the wild. It is better to let them stay in their habitat.



Animal Report Jot Notes (One Fact)

Appearance

What does the animal look like? What is the animal's covering (fur, feathers, etc.)? How big is the animal? What color is it?

Habitat

Where does the animal live? What shelter does the animal live in?


Name of Animal

Diet

What does the animal eat? Where does the animal get its' food?

Predators

What enemies does the animal have? How does the animal protect itself?



Other Interesting Facts

What are other interesting facts about the animal?

Number of the Day

Choose one of the numbers and complete the questions underneath for that number

My number is _____

1. Write the number in words?

2. What is 5 more than the number?

3. What number is 20 less than the number

4. Add 12 to the number



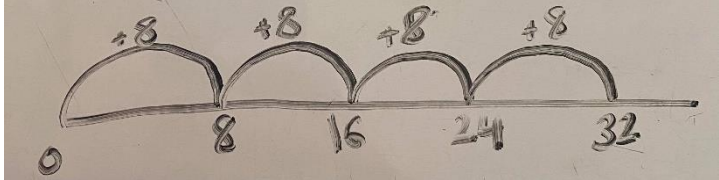
5. Round the number to nearest 10

6. Is it an odd number or even number?

7. Complete the pattern (add 3 to the number):

8. Write some addition facts related to the number.

Multiplication Strategies

Equal Groups	Arrays	Repeated Addition	Number Line Skip Counting
4 groups of 8  4×8	 rows = 4 columns = 8	$8 + 8 + 8 + 8$	
Equal Groups 8 groups of 5	Arrays	Repeated Addition	Number Line Skip Counting
Equal Groups 10 groups of 3	Arrays	Repeated Addition	Number Line Skip Counting
Equal Groups 10 groups of 2	Arrays	Repeated Addition	Number Line Skip Counting

Miss Papdi has 7 jars of lollies and in each jar, there are 5 lollies. How many lollies does she have?

Australian Guide to Healthy Eating

Enjoy a wide variety of nutritious foods from these five food groups every day.

Drink plenty of water.



Grain (cereal) foods, mostly wholegrain and/or high cereal fibre varieties



Vegetables and legumes/beans



Lean meats and poultry, fish, eggs, tofu, nuts and seeds and legumes/beans



Milk, yoghurt, cheese and/or alternatives, mostly reduced fat



Fruit



Use small amounts



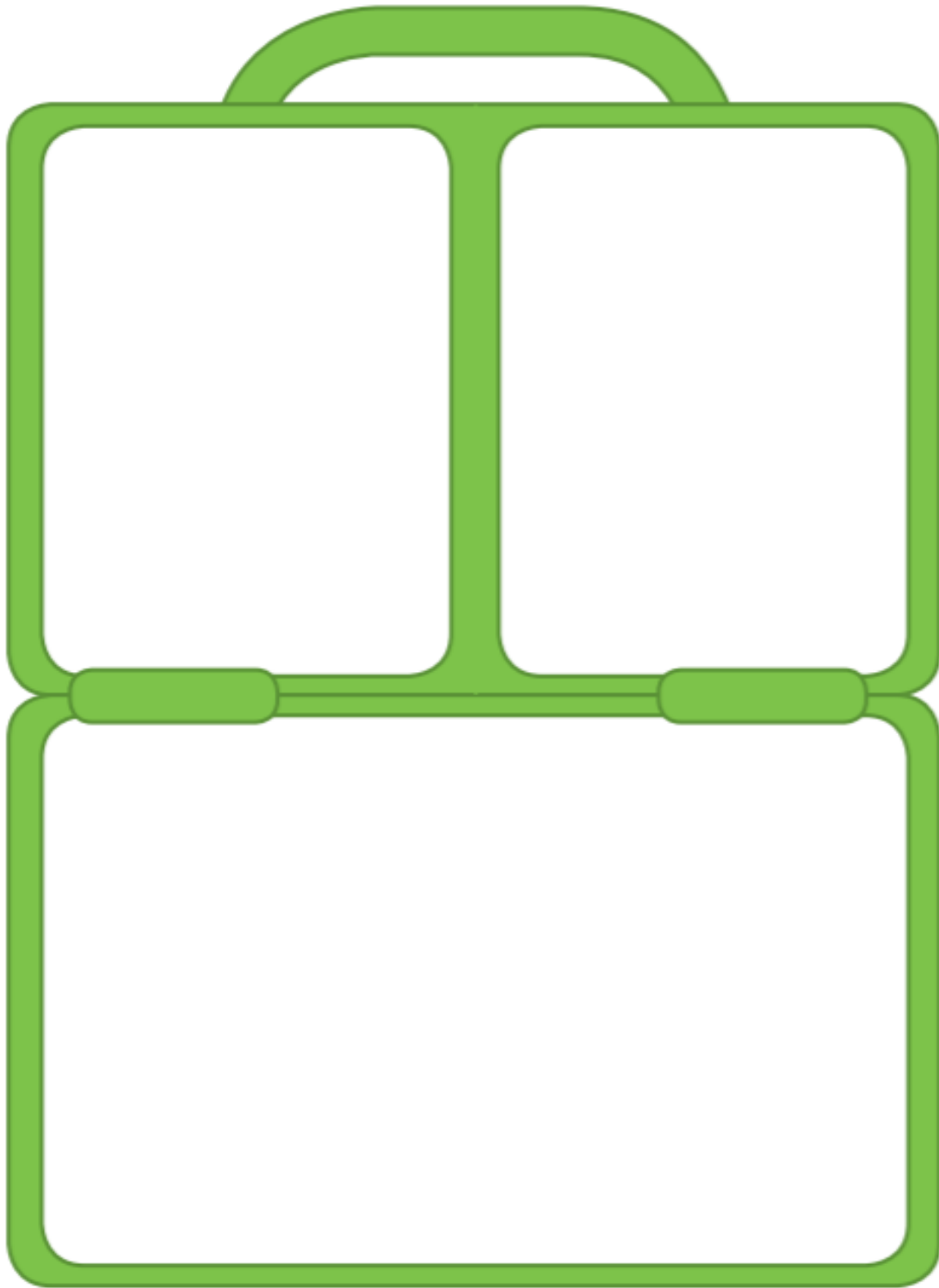
Only sometimes and in small amounts



A Healthy Lunchbox

Can you choose different food to go in this healthy lunchbox?

Draw what healthy food you could take for your school lunch.



Healthy Eating

a b o n e s g x i j v p
o f k p q s s s u v e r
c a l c i u m w a h g o
b y v n o g t a s l e t
o x y i a a c t f a t e
d i e t t r o e r r a i
y v s a l a d r u s b n
k i n a r a m s i p l r
s t t v w s y i t b e d
h e a l t h y l n n s j
m i n e r a l s y s a b
s p e x e r c i s e m n

body
bones
calcium
diet

exercise
fat
fruit
healthy

minerals
protein
salad
salt

sugar
vegetables
vitamins
water

Friday 13th August 2021

Welcome Year 2P!

Here is what we are doing today.

Take a picture of your work and submit it through the classwork tab

When	Tasks for today
Morning English	Technology with Ms Palmer at 9:00am <u>If you are online</u> - Ms Palmer will post work for you in google classroom. <u>If you are working on paper</u> - complete the computer worksheets Reading Read any PM e-reader of your choice or your home reader or book of your choice. Record yourself reading. Write or video your answers to these questions: * Who is the main character? Describe them * Do you like this character? Why/Why not Spelling- Vowels Write out your spelling words, writing the vowels in a different colour. Example: home- home Writing- write an information report about Seahorses.
Break	
Middle Mathematics	Number of the Day Use the sheet provided. Choose the number that you usually work with. Option 1: 53 Option 2: 211 2D Shapes - Upload to Google Classroom Design a Crazy Cubby House using a variety of 2D shapes -Plan your design using the template, then draw it on the grid paper and colour it -If possible, use a ruler to draw your design Fast finishers Login to Studyladder and complete an activity.
Break	
Afternoon	CAPA- Art If you are working online, watch this video (link below) and follow the step-by-step instructions on how to draw a frog. Then colour it in. https://10minutesofqualitytime.com/draw-frog-step-step-kids/?epik=djOyJnU9cVZtb3BZQmZkVUdpU180Z1lhbXhJTXluWkJrdklRTEQmcD0wJm49TE90OU1JdUtIbElmMFNnOUVrbOJDdyZOPUFBQUFBROVBem1z OR If you are working on paper, follow the step-by-step picture instructions to help you draw a of a frog. Then colour it in.

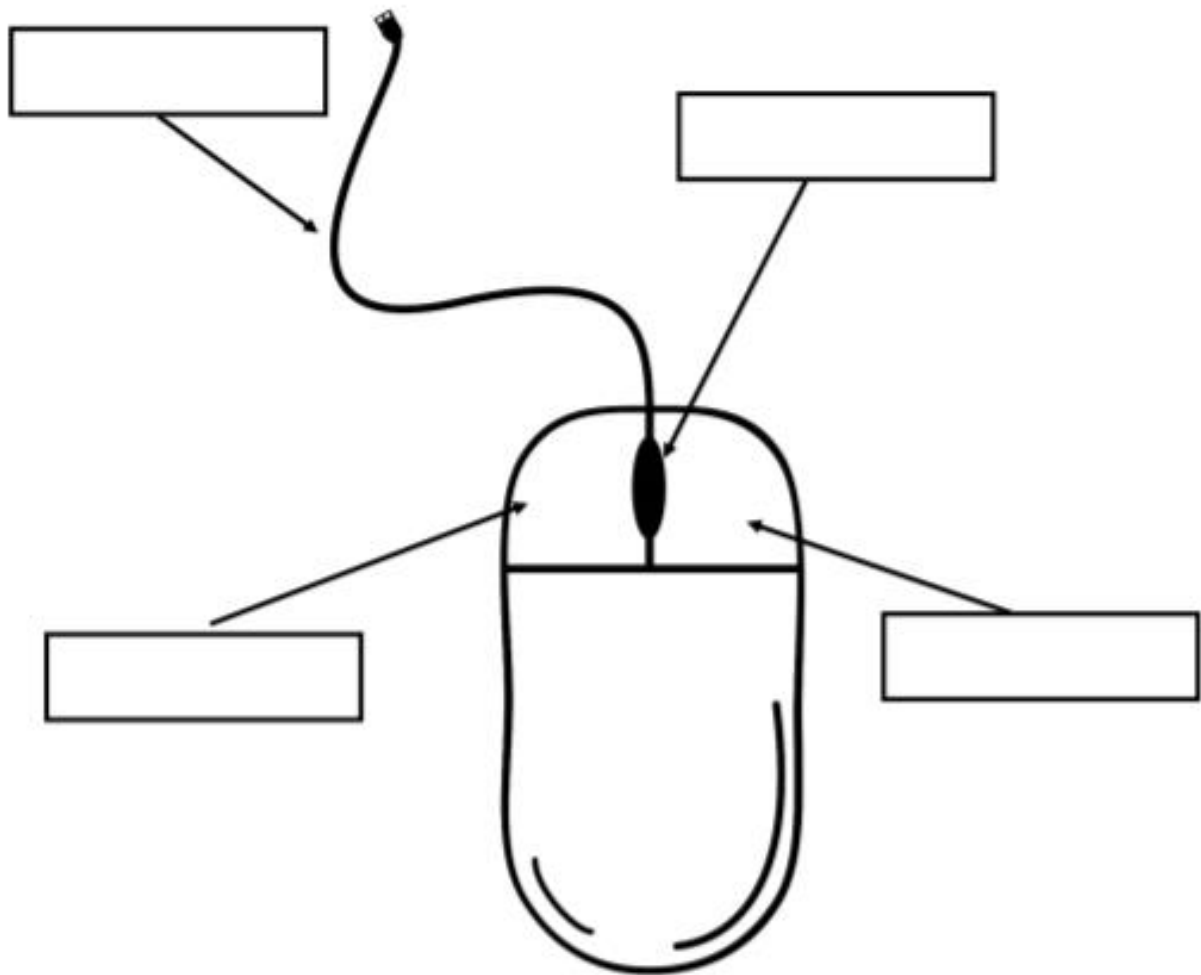
Computer Mouse Worksheet

Name: _____

Date: _____

Color and label the parts of computer mouse. Choose the answer below.

scroll wheel right click button mouse cord left click button



Fill in the Keys on the Keyboard:

Control function keys arrows number keys spacebar fullstop escape



Number of the Day

Choose one of the numbers and complete the questions underneath for that number

My number is _____

1. Write the number in words?	
2. What is 5 more than the number?	
3. What number is 20 less than the number	
4. Add 12 to the number	
5. Round the number to nearest 10	
6. Is it an odd number or even number?	
7. Complete the pattern (add 3 to the number):	
8. Write some addition facts related to the number.	

2D Shapes - Year 2

Planning My Design

1. Use this table to plan your ideas for your crazy cubby house. There is extra space at the bottom of the table for you to add more interesting features of your own.

Which interesting features could my cubby house have?	Which 2D shapes could I use for these features?
an inside play area	.
a roof	
doors	
windows	
a fence	

2. Decide which colours you will use for each 2D shape. Add these to the sentences below. There is extra space at the bottom for you to add more 2D shapes if you wish.

I will colour the squares in _____.

I will colour the rectangles in _____.

I will colour the circles in _____.

I will colour the triangles in _____.


I will colour the _____ in _____.

I will colour the _____ in _____.

2D Shapes - Year 2







Drawing My Design

Draw and colour your crazy cubby house design on the grid paper below.



How to Draw a Frog!

Step By Step



Draw your FROG here

