

Kindergarten, Here I Am!

**ACTIVITIES TO DO WITH
YOUR KINDERGARTENER**



I Like Kindergarten!

My First Day of School

Kindergarten
is FUN!

Welcome!

Reading to your child is one of the most important ways to help your child succeed in school. The *Kindergarten, Here I Am!* Activity Guide introduces you to authors and illustrators who have written many books that are fun and interesting for kindergarteners. Each month you'll learn about a children's author or illustrator; each week you'll learn about one of that author's books.

You can find these books in your local library or your child's teacher may have them available to borrow. If you don't already have one, you may want to get a free library card for yourself and your child. After you complete a registration card and show proof of address, both of you can get a card that will open the doors to new books and opportunities to read together.

The activities that are described in *Kindergarten, Here I Am!* are fun to do even if you don't have the books described on each page. Find other stories about the topics or just do the activities by themselves. Any way you play, they're sure to help your child develop skills for future learning by sharing time together.

The activities are linked to the Pennsylvania Early Learning Standards for Kindergarten. These standards are being used in kindergarten classrooms across the State as a framework for curriculum and assessment in the classroom. The standards are listed in the box with an icon used throughout the calendar.

When you and your child do activities together, you are building a child's knowledge and experience. You can use this key to know which skill areas you are helping to develop. Activities can be done in any order. Choose the ones that your child would like to do first. Best of all, this is a way to have fun with your child while learning.

TO ORDER THIS ACTIVITY GUIDE...
go to www.childcorepublishing.com or
email: fulfill@wavelinedirect.com

- 
- 😊 Approaches to Learning through Play
 - 📱 Creative Thinking and Expression
 - 🍏 Health, Wellness and Physical Development
 - 📖 Language and Literacy Development:
Reading, Writing, Speaking and Listening
 - ▲ Mathematics Thinking and Expression
 - 👨👩 Partnerships for Learning:
Families, Learning Environments and Communities
 - 🔍 Science Thinking and Technology:
Exploration, Inquiry and Invention
 - ✋ Social Emotional Development
 - 🏠 Social Studies Thinking: Connecting
"Me" to My Community and the Larger World

This activity book is made possible through the support of...



*Dear Kindergarten Student,
Your mission is to "Catch
the Learning Bugs!"*

*The learning bugs have landed
on your calendar. Every month there
is a unique critter located somewhere
on the page. Can you find the bug?
These bugs love learning and hope you
do, too! Each month, you'll be learning
lots of new ideas and participating
in fun activities with your parents.
These activities will help you get
ready for the learning that you'll be
doing in Kindergarten!*

*Will you accept this mission?
Good luck and good learning!*

*Love,
The Learning Bugs*



Kindergarten Here I Am Supporting Authors

Jan Brett

Marc Brown

Eric Carle

Tomie dePaola

Mem Fox

Don Freeman

Kevin Henkes

Ezra Jack Keats

Steven Kellogg

Leo Lionni

Mercer Mayer

Robert Munsch

Jack Prelutsky

Dr. Seuss

Don and Audrey Woods





JUNE

Kevin Henkes

Kevin Henkes (pronounced HENK-us) was born in November, 1960. Kevin started drawing at a young age. He really liked when people told him he was good at it! He has published more than 30 books. He likes to experiment with words, ink and paint. Learn more about Kevin at: www.kevinhenkes.com












OTHER RESOURCE SITES:

<http://www.superlaugh.com/behappy>

OTHER BOOKS BY KEVIN HENKES:



Jessica
Bailey Goes Camping
Julius Baby of the World
Sheila Rae, The Brave

-  Approaches to Learning through Play
-  Creative Thinking and Expression
-  Health, Wellness and Physical Development
-  Language and Literacy Development: Reading, Writing, Speaking and Listening
-  Mathematics Thinking and Expression
-  Partnerships for Learning: Families, Learning Environments and Communities
-  Science Thinking and Technology: Exploration, Inquiry and Invention
-  Social Emotional Development
-  Social Studies Thinking: Connecting "Me" to My Community and the Larger World

A Weekend With Wendell

Wendell spends the weekend with Sophie. Sophie isn't enjoying it too much until the very end of the weekend when she learns that Wendell can be fun.



- 📱 With your child, color or paint a rainbow. Talk about all the colors in the rainbow. What colors are missing?
- 👤 Allow your child to invite a friend to spend the night. Talk about rules and expectations for the sleepover. Think about the things they will do together.
- 👤 Develop a menu for the sleep over party. Take your child grocery shopping for the items you'll need.
- 🏠 Model positive problem solving for your child. Use positive words in your household to resolve conflicts.

OTHER BOOKS ABOUT SLEEPOVERS...

Sleepover by Jonahan London

Arthur's First Sleepover by Marc Brown

Good Night, Sleep Tight, Don't Let the Bedbugs Bite! by Diane deGroat

Wemberly Worried

Wemberly is good at worrying. She worries about her first day at school until she meets Jewel. Her new friend makes the day go much better.



- 👤 Ask your child what worries him or her. What can you do to feel better when you are worried?
- 📱 Watch and listen to the *Don't Worry Be Happy* song at www.superlaugh.com/1/behappy.htm.
- 👤 Visit the school your child will be attending. Ask to take a tour, meet the principal, classroom teacher.
- 👤 Talk to your child about things that make him/her nervous, scared, excited, sad and happy. Tell your child things that make you feel those ways too.

OTHER BOOKS ABOUT WORRIERS...

Ira Sleeps Over by Bernard Waber

Countdown to Kindergarten by Alison McGhee

If I Were in Charge of the World and Other Worries: Poems for Children and Their Parents, Vol. 1 by Judith Viorst

Owen

Owen loves his blanket. His parents try to help him prepare to leave it behind when school begins. Everything fails until they come up with a way to make everyone happy.



- 📱 Owen's fuzzy blanket is very special to him. Take a photograph or draw a picture of your child's favorite item. Let him put the picture in his backpack and take it to school.
- 📱 Make Mouse Stick Puppet. Use paper and cut out an oval. Have your child color the oval to look like a mouse. Use a q-tip or stick to make it a puppet. Ask your child to perform a play using the puppet.
- 👤 Devise a plan of where your child's special object will remain when he/she begins to go to school.
- 📱 Learn about mice with your child. Make a list of what you already know and a list of what you want to learn. Find out some interesting mice facts together.

OTHER BOOKS ABOUT SPECIAL BLANKETS...


Kiki's Blankie by Janie Bynum

Franklin's Special Blanket by Paulette Bourgeois

Bye-Bye, Old Buddy by Deborah Robison

Chrysanthemum

Chrysanthemum loves her name until she starts going to school and the children make fun of it. Then she meets the music teacher who has a wonderful name, too!



- 📱 Play the name game with your child. Take turns saying as many names as you and your child can think of. Start with a name that starts with an A, then a B. Write it on paper so that the child can see the names and letters.
- 📱 Talk about the names of your family members and if they were named after someone. For example, if someone in the family has a middle name that was someone else's first name, etc. What name would your child choose for herself?
- 📱 Help your child practice writing his first and last name. Use the model that he uses in school.
- 😊 Draw a picture of each person in the family and help your child write each person's name under the picture.

OTHER BOOKS ABOUT NAMES...

The Name Jar by Yangsook Choi

But Names Will Never Hurt Me by Bernard Waber

A My Name Is Alice by Jane Bayer and Steven Kellogg

JULY

Tomie dePaola

Tomie dePaola (pronounced Tommy da-POW-la) was born on September 15, 1934. He has written and illustrated over 200 books and has won many awards for his work.

Tomie's mother read to him everyday and he decided that he wanted to write stories and draw pictures when he was four years old. He learned art at the Pratt Institute in Brooklyn, New York. Tomie also likes to sing and dance. He now lives in New London, New Hampshire with his new Airedale dog, Bronte. You can learn more about Tomie at: www.tomie.com










OTHER RESOURCE SITES:

stepbystepcc.com/bubbles.html
(bubble songs and poems)

OTHER BOOKS BY TOMIE dePAOLA:

Bill and Pete
Strega Nona
Nana Upstairs & Nana Downstairs
Now One Foot, Now the Other



-  Approaches to Learning through Play
-  Creative Thinking and Expression
-  Health, Wellness and Physical Development
-  Language and Literacy Development: Reading, Writing, Speaking and Listening
-  Mathematics Thinking and Expression
-  Partnerships for Learning: Families, Learning Environments and Communities
-  Science Thinking and Technology: Exploration, Inquiry and Invention
-  Social Emotional Development
-  Social Studies Thinking: Connecting "Me" to My Community and the Larger World


The Cloud Book

Learn about the types of clouds, how they help you learn about the weather, and the stories behind some of their shapes.

- 🔍 Go outside, lie on your backs and look at the clouds. Observe the clouds, looking for animals, shapes and objects.
- 📖 Fold a sheet of blue or black construction paper in half, and then open back up. Squeeze some white tempera paint or white icing onto one side of the folded paper. Fold the paper closed and gently rub. Guess what cloud shape will appear when you unfold the paper. Unfold the paper and see what you made!
- 🔍 Create a daily weather chart. Use the calendar at the end of this activity book and draw a picture of a sun, clouds, fog, rain, snow or wind on each calendar block. At the end of the month, count up how many days for each type of weather event.
- 📖 Draw a picture of the outdoors, glue cotton balls to the picture for clouds in the sky.

OTHER BOOKS ABOUT CLOUDS...

Little Cloud by Eric Carle
It Looks Like Spilt Milk by Charles G. Shaw
Weather Forecasting by Gail Gibbons



The Bubble Factory

Two adventuresome twins accompany their grandfather to the bubble factory where they see how bubbles are made. They slip away and fall into a bit of trouble...

- 🔍 Buy bubble soap or make your own using the recipe. First, have your child try to blow bubbles using just water. Talk about what might happen if you add the bubble soap. (See recipe in back of this Activity Guide.)
- 🔍 Use plastic rings from 6 packs of soda, pipe cleaners bent into shapes, berry baskets, fly swatters, hangers. You can try to make a square bubble by using a quart size milk carton with both ends cut off (note to parents – all bubbles are round, regardless of the shape of the bubble maker)
- 📖 A song to sing together while you blow bubbles or take a bath, *Pop! Goes the Bubble*. (See Songs, Fingerplays & Poems in back of this Activity Guide.)
- 🔍 Explore the direction of the wind and its connection to bubbles. Go outside and ask your child if he or she can feel the air on their face or hand. Use the wands and bubble solution and talk about what happens to bubbles when bubbles land on different objects or surfaces.

OTHER BOOKS ABOUT BUBBLES...

The Magic Bubble Trip by Ingrid Schubert
Pop! A Book About Bubbles by Kimberly Brubaker Bradley
Bubble Trouble by Joy N. Hulme



The Popcorn Book

Kids get together to pop up some pop corn and the little story of their “adventure” is quite funny. Learn about the history of popcorn, too.

- 📖 Make and enjoy popcorn while you read a story! Talk about the different ways that you can make popcorn. Talk about the sounds, the taste, the feeling of popcorn.
- 📖 Sing the *Popcorn Song* together. (See Songs, Fingerplays & Poems in back of this Activity Guide.) Can you make up your own verse?
- ▲ Make patterns with popped and unpopped corn. Have your child make a pattern of popped, unpopped, unpopped, popped, unpopped, unpopped, etc.
- 🔍 Fill up a clear cup with popcorn. Then add plenty of water to cover the popcorn. Lay a plastic lid that’s bigger than the cup on top. After about 24 hours the lid will raise up and sometimes it will fall off completely. The water level will have gone down. This lets the children see that the kernels will take in the water necessary to pop. The popcorn can be planted or put in a baggie garden and they will grow.

OTHER BOOKS ABOUT POPCORN...

Popcorn! by Elaine Landau and Brian Lees
Popcorn by Frank Asch Corn is Maize by Aliko



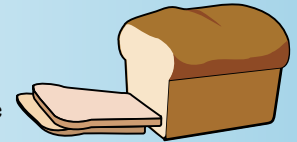
Tony’s Bread

The baker daughter spends her days eating candy and weeping by the window. Learn how she helped to name bread that is shaped like a flower pot!

- 🍏 Make bread. Use your favorite recipe or go to your grocery store and buy refrigerated or frozen bread or rolls. Enjoy with butter or jelly.
- 🔍 Make butter. Put a ½ pint of cold whipping cream or heavy cream in a 2 cup plastic or glass jar. Put a marble in the jar. Have your child shake the jar back and forth for 20 minutes. You can put on dancing music to make the shaking fun. When the cream starts to form yellow clumps, listen for the marble to stop rattling, and the butter is done. Spread on your bread and taste it.
- 🏠 Visit a local bakery or ask for a tour of your grocery stores’ bakery.
- 🔍 Make a yeast-air balloon to observe how yeast helps bread rise. (See Recipe in back of this Activity Guide.)

OTHER BOOKS ABOUT MAKING BREAD...

Bread, Bread, Bread by Ann Morris
Bread Is for Eating by David Gershator
Everybody Bakes Bread by Norah Dooley






AUGUST



Ezra Jack Keats



Ezra Jack Keats's first painting job was at the age of 8 when he painted a sign for his father's store. He won many awards for his drawing in school but was unable to go to college because he had to work to support for his family. Keats wrote about his own childhood experiences and about his community. You can learn more about Ezra at: www.ezra-jack-keats.org

Illustrations from *The Snowy Day* and *Whistle for Willie* appear with the special permission of the Ezra Jack Keats Foundation.












OTHER RESOURCE SITES:

www.paonebook.org

OTHER BOOKS BY EZRA JACK KEATS:




Goggles!
A Chair for Peter
Pet Show

-  Approaches to Learning through Play
-  Creative Thinking and Expression
-  Health, Wellness and Physical Development
-  Language and Literacy Development: Reading, Writing, Speaking and Listening
-  Mathematics Thinking and Expression
-  Partnerships for Learning: Families, Learning Environments and Communities
-  Science Thinking and Technology: Exploration, Inquiry and Invention
-  Social Emotional Development
-  Social Studies Thinking: Connecting "Me" to My Community and the Larger World

A Letter To Amy

Peter is having a birthday party, and he's asked all of his friends to come. But Amy is a special friend because she is a girl—so Peter decides to write her a special invitation.



- 📖 Help your child write a letter to a friend or a family member. Put a stamp on the envelope and mail it.
- 🏠 Visit the local post office. Take a look at the stamps, post office boxes, and boxes people use to send packages. Talk about why people use the post office.
- 🔍 Go outside on a windy day to see what the wind feels like. What happens to the leaves on the trees in the wind? What does it feel like when the wind blows?
- 🏠 With your child watch for the postal carrier. See what time he or she comes each day. Have your child help you get the mail.

OTHER BOOKS ABOUT BIRTHDAYS AND LETTERS...

Happy Birthday to You, You Belong in a Zoo by Diane deGroat
Happy Birthday, Miss Piggle Wiggle by Betty MacDonald
Dear Mrs. LaRue: Letters from Obedience School by Mark Teague

The Snowy Day

Peter wakes up to find out that snow has fallen!

- 📖 Help your child write a list of things that you can do outside on a snowy day (ex: make snow angels, build a snow fort, and go sledding).
- 🔍 In the winter, bring icicles or snow into your house. Discuss what will happen. Keep track of how long it takes to melt. Put some of the melted water in a pan on the stove and watch it boil and evaporate.
- 🔍 Put a glass of water in the freezer. Ask your child to predict what will happen. Check it in a few hours and discuss what happened.
- 🏠 Pull out a variety of clothes from your family's closets (ex: t-shirt, mittens, sweatpants). Talk about what clothes you wear in the summer and the winter and why you need them.



OTHER BOOKS ABOUT SNOW...

There Was a Cold Lady Who Swallowed Some Snow! by Lucille Colandro
Snowballs by Lois Ehlert
Katie and the Big Snow by Virginia Burton

Whistle for Willie

Peter wants to learn to whistle. Wouldn't it be the perfect way to call his dog Willie? Peter tries and tries to whistle. Peter tries so hard that his cheeks hurt.



- 🍏 Talk about something your child could not do before but can do now (ex: when he was four he could not write his name, now that he is five he can). Discuss what your child needed to do to gain this skill.
- 🍏 Go outside and play an outdoor game with your child. (ex: tag, hopscotch)
- 🔍 Go outside with your child once in the morning, once in the afternoon, and once in the evening to look for your shadow. What does it look like? Do you see it every time you go outside?
- 👨👩 Find something in your home that reminds you of your dad. Is it a hat? A favorite coat? Find something in your home that reminds you of your mom, sister or any other member of your family. Don't forget your pets!

OTHER BOOKS ABOUT PETS...

Boy, A Dog, and A Frog by Mercer Mayer
Are You My Mother by P.D. Eastman
Stray Dog by Marc Simont

Maggie and the Pirate

One day Maggie's pet cricket, Niki, is stolen, cage and all! The only clue is a note: THE PIRATE WAS HERE.




- 📖 Help your child write a note. The note could be to remind them to do something (ex: put away their toys) or could be written to someone else.
- 🏠 Have your child draw a map of your house or other special place. Help them add labels to the map (ex: kitchen, my room).
- 📖 Discuss with your child how it feels to have lost or misplaced something. How did it feel? What did you do to find your missing item?
- 🔍 Go outside on an insect hunt and look for as many bugs as you can. Draw pictures of what you see. Do any of the bugs look alike? Do they look different?

OTHER BOOKS ABOUT PIRATES...


Just what Mama Needs by Sharlee Mullins Glenn
Roger, the Jolly Pirate by Brett Helquist
Do Pirates Take Baths? By Kathy Tucker

SEPTEMBER



Mercer Mayer

Mercer Mayer has published over 300 books. He likes to write stories about things that happened to him when he was a little kid. He and his wife, Gina, live in New York and write the Little Critter stories together. You can learn more about Mercer at: www.littlecritter.com



OTHER BOOKS BY MERCER MAYER:

Just Me
Bubble Bubble
This is My Family
A Monster Followed Me to School
Hiccup
Me, Too



- 😊 Approaches to Learning through Play
- 📖 Creative Thinking and Expression
- 🍏 Health, Wellness and Physical Development
- 📖 Language and Literacy Development: Reading, Writing, Speaking and Listening
- ▲ Mathematics Thinking and Expression
- 👨👩👧 Partnerships for Learning: Families, Learning Environments and Communities
- 🔍 Science Thinking and Technology: Exploration, Inquiry and Invention
- 👤 Social Emotional Development
- 🏠 Social Studies Thinking: Connecting “Me” to My Community and the Larger World

I Was So Mad

Little Critter never gets to do anything he wants—even tickling the goldfish and keeping frogs in the bathtub are off limits. His family finally makes him “so mad” that he decides to run away.



- 👉 Ask your child to tell you about a time when he/she was feeling angry, mad or upset. What did they do to feel better?
- 😊 When driving in the car or riding on a bus with your child, play the “What if” game. For example, “What if you tried to get out of your car seat? What if you put your arm out of the window? What might happen?”
- 👉 Have your child organize a non-competitive game in the neighborhood. Organize a kickball game and do not keep score.
- 👉 Little Critter did not make some good choices in this book. Describe a time when children might have to make a choice (choosing to share a toy or making a healthy food choice) and have the child draw a picture of a good choice.

OTHER BOOKS ABOUT ANGER AND RUNNING AWAY...

How to Take the Grrrr Out of Anger by Elizabeth Verdick and Marjorie Lisovskis
Mad Isn't Bad: A Child's Book About Anger (Elf-Help Books for Kids)
by Michaelene Mundy and R. W. Alley
Polly's Running Away Book by Frances Thomas and Sally Gardner

Just A Mess

It's time for Little Critter to clean his room.



- 😊 Give your child various “throw away” items that are found in your house, such as paper towel rolls, old mail, lids, etc. Ask him or her to arrange the items into a sculpture or to create a masterpiece. Encourage him/her to describe what she/he made.
- 👉 Help your child to practice following directions through acting out situations. For example, ask your child to follow a simple direction such as “put away your toys”. Then discuss what would happen if the directions weren't followed, such as the toys being taken away, etc.
- 👉 Give your child materials to imitate you doing daily chores like cooking or cleaning. Talk about what you are doing.
- 👉 Explain to your child how to change from one activity to another. Give your child warnings when getting ready to do a new activity. For example, “In five minutes we will have to clean up so we can get dinner ready.”

OTHER BOOKS ABOUT MESSSES...

Monster Mess! by Margery Cuyler and S.D. Schindler
Mouse Mess by Linnea Asplind Riley
Don't Want To Clean My Room: A Mess of Poems About Chores
by Hope Vestergaard

Just Me and My Puppy

Little Critter learns all about taking care of a pet.



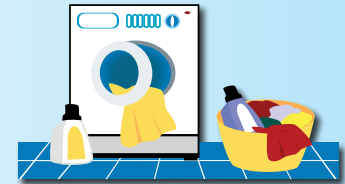
- 🔍 With your child, talk about different types of pets that people have. Talk about what pets need and how people take care of pets. Visit a pet store.
- 😊 Visit the Humane Society. Make a list of how to take care of a pet.
- 👉 If your child does not have a pet, help out a neighbor, friend or relative who does have a pet for an afternoon or evening. Have your child feed, water and take care of the pets needs.
- 🔍 Play “Who's my Baby?” Name an animal and ask your child to tell you the names of the baby. For example, dog-puppy, cat-kitten. Then ask your child to name the adult and you name the baby.

OTHER BOOKS ABOUT PETS...

Puppies! Puppies! Puppies! by Susan Meyers and David Walker
The Pigeon Wants a Puppy by Mo Willems
Taking Care of Pets by Susan Ring

I Am Helping

Little Critter helps out around the house.



- 👉 Little Critter helps members of his family. Draw a picture of how you and your child help each other.
- 😊 Have your child help you sort laundry by colors. Ask your child to put the clean laundry in the basket and assist in putting the clothing away.
- 😊 Talk about how your family's schedule has changed since kindergarten started. Have the child make a list of how she/he will have to help get himself or herself ready. For example, have your child put out his clothing for the next day, brush his teeth, etc.
- 😊 Ask your child help your plan for a family meal. Allow him to find the items in the grocery store, help cook and set items on the table and clean up.

OTHER BOOKS ABOUT MAKING BREAD...

The Berenstain Bears Lend a Helping Hand by Stan and Jan Berenstain
Helping Out by George Ancona
Herman the Helper by Robert Kraus, Jose Aruego, and Ariane Dewey

OCTOBER

Jack Prelutsky










Jack Prelutsky is the author of more than three dozen collections of original verse. Jack has had lots of jobs. He's been a cab driver, a busboy, a photographer, a furniture mover, a potter, and a folk singer. He collects frogs in every shape, size, and form – except living! There was a time when Jack couldn't stand poetry, but decided he wanted to make poetry delightful. You can learn more about Jack at: www.jackprelutsky.com

OTHER RESOURCE SITES:

www.teacher.scholastic.com/writewit/poetry/jack_home.htm

OTHER BOOKS BY JACK PRELUTSKY:

The New Kid on the Block
It's Halloween
Something Big Has Been Here

-  Approaches to Learning through Play
-  Creative Thinking and Expression
-  Health, Wellness and Physical Development
-  Language and Literacy Development: Reading, Writing, Speaking and Listening
-  Mathematics Thinking and Expression
-  Partnerships for Learning: Families, Learning Environments and Communities
-  Science Thinking and Technology: Exploration, Inquiry and Invention
-  Social Emotional Development
-  Social Studies Thinking: Connecting "Me" to My Community and the Larger World

Read Aloud Rhymes for the Very Young

A collection of 200 short poems including some by Jack Prelutsky



(Poem name in parentheses)

- After your child wakes up in the morning, sing a song. If you can't think of a song to sing, turn on the radio and sing along. (*Singing-Time*)
- Have a picnic inside or outside. With your child, pack a lunch to eat. Lay a blanket on the ground and eat your lunch. (*The Picnic*)
- With your child, talk about what your ears do. Listen for sounds throughout the day and keep a list. (*Ears Hear*)
- Start hopping with your child! See how fast, far, and long you can hop. (*Just Watch*)

OTHER SILLY POEM BOOKS...

Silly Street by Jeff Foxworthy
Runny Babbit: A Billy Sook by Shel Silverstein
Where the Sidewalk Ends by Shel Silverstein

It's Raining Pigs & Noodles

A collection of more than 100 crazy and hilarious poems.

(Poem name in parentheses)

- Have your child take a sip of water and another beverage. Have them decide which they like better and tell you why. (*I Took a Sip of Water*)
- Go on a litter walk. Take a walk outside with your child and pick up any trash that you see. (*We Are Plooters*)
- Imagine your own perfect pie. Pick what ingredients would go into it. Make a name for your pie. Have each word in the name of the pie start with the same letter (example: Molly's Marinara Mulberry Pie). (*Percy's Perfect Pies*)
- Look thru books and magazines to find pictures that rhyme. (*Could be any poem-Non-specific*)



OTHER RHYMING AND POEM BOOKS ABOUT ANIMALS...

My Dog May Be a Genius by James Stevenson and Jack Prelutsky
Pizza, Pigs, and Poetry by Jack Prelutsky
Mr. Brown Can Moo! Can You? Dr. Seuss's Book of Wonderful Noises by Dr. Seuss

I'm Glad I'm Me: Poems About You

Poems about people. (Poem name in parentheses)

- Go outside one night to look at the stars. Talk about what you can see. If you can't see the stars, discuss what might prevent you from seeing them (ex: clouds in the sky, bright city lights) (*A Million Candles*)
- Sing, *Head, Shoulders, Knees, and Toes* with your child. (*Be Glad Your Nose Is On Your Face*)
- Have your child draw a picture of him or herself. Write a sentence of what they like about themselves. (*I'm Glad I'm Me*)
- Have your child ask a family member or family friend what kind of job they have. Have the family member explain what they do in their job. (*When I Grow Up*)

OTHER BOOKS ABOUT BEING ME...

Of All the People in the World to Be... I Am Glad that... I Am Me! by Trudie L. Hayes
I'm Glad You Got to See Me by Norman A. Richards
Top-Secret Personal Beeswax: A Journal by Junie B. (And Me!) by Barbara Park

What A Day It Was At School

A book about school. (Poem name in parentheses)

- Make a maraca by putting rice, beans, or pasta into a plastic bottle or container. Turn on the radio and shake the maraca to the music. (*We're Shaking Maracas*)
- Read a library book that your child has brought home from the school library or go to the public library to pick out a book and read. (*It's Library Time*)
- Visit the school nurse and ask her to share what she does during the day. (*I'm Off to the Infirmary*)
- Think of rhyming words with your child. Tell your child a word and have him or her tell you a word that rhymes. See how many words you can think of. (*Could be any poem-Non Specific*)



OTHER BOOKS ABOUT SCHOOL...

School by Emily Arnold McCully
Sideways Stories from Wayside School by Louis Sachar, Adam McCauley (Illustrator), Adam McCauley
Time for School, Mouse! by Laura Numeroff

NOVEMBER

Don and Audrey Wood

Don and Audrey Wood were married in 1969. Audrey decided to be an artist, like her father, in first grade. Both Don and Audrey were involved in the theater as young people. They have one son, Bruce, and live in Hawaii. You can learn more about Audrey at: www.audreywood.com












OTHER RESOURCE SITES:

www.paonebook.org

OTHER BOOKS BY DON AND AUDREY WOOD:

King Bidgood's in the Bathtub
Little Penguin's Tale
Merry Christmas, Big Hungry!
Weird Parents
Heckedy Peg

-  Approaches to Learning through Play
-  Creative Thinking and Expression
-  Health, Wellness and Physical Development
-  Language and Literacy Development: Reading, Writing, Speaking and Listening
-  Mathematics Thinking and Expression
-  Partnerships for Learning: Families, Learning Environments and Communities
-  Science Thinking and Technology: Exploration, Inquiry and Invention
-  Social Emotional Development
-  Social Studies Thinking: Connecting "Me" to My Community and the Larger World



The Napping House

A flea causes problems to all the rest of the creatures who are trying to take a nap.




- 📖 Talk to your child about sleeping words. A nap is a short sleep. What other words describe what happens when we sleep: (ex: snore, snooze, doze, etc).
- ▲ Draw and color a house using only the following shapes: square, rectangle, triangle, and circle.
- 📖 There is a tremendous storm in this story. Act out your own rain storm following the simple steps. (See Songs, Fingerplays & Poems in back of this Activity Guide.)
- 📱 The snoring granny had trouble sleeping. Maybe a lullaby could have helped her. Sing “Are You Sleeping” with your child. You can even sing it in French! (See Songs, Fingerplays & Poems in back of this Activity Guide.)

OTHER BOOKS ABOUT SLEEPING...

Good Night Moon by Margaret Wise Brown
Going to Bed Book by Sandra Boynton
It's Time to Sleep, My Love by Eric Metaxas

Silly Sally

Silly Sally is joined by various animals as she travels to town—backwards and upside down.



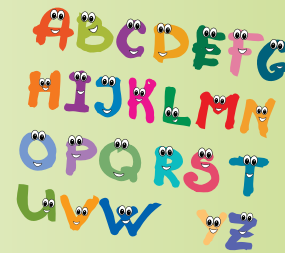
- 📖 Make up your own funny names just like Silly Sally's for each member of your family. For example, your brother Christopher can be “Crazy Christopher.”
- 📖 Play Simon Says with your child using directional words and a ball. Give directions such as “Simon Says put the ball on your head,” or “Simon Says put the ball behind your back.”
- 📖 Silly Sally meets interesting creatures on her walk to town. Create and write your own sentence with rhyming words. For example: On the way she met a duck, a silly duck, that gave her luck.
- 📖 Silly Sally walks and dances and plays. Act out some of your own rhyming actions. For example, dance a jig like the pig.

OTHER BOOKS ABOUT SILLY ANIMALS...

Flamingos on the Roof by Calef Brown
Rhinoceros Tap: 15 Seriously Silly Songs by Sandra Boynton
What Do You Hear When Cows Sing? And Other Silly Riddles by Marco Maestro

Alphabet Mystery

Little x is missing from Charley's Alphabet, and the other lowercase letters go off to solve the mystery of his disappearance.



- 🍎 Play hide and seek with your child. Have your child hide somewhere in the house, count to ten, and then go find him or her. Switch roles and hide while your child looks for you.
- 📖 Pick a letter of the alphabet and help your child write it on a piece of paper. Draw pictures of words that begin with that letter of the alphabet.
- 📖 Go on a letter hunt. Write letters of the alphabet on pieces of paper and hide them. Have your child go and find them. After they have found all the letters, identify the letters.
- 📖 Sing the alphabet song with your child. Sing it again, but this time, sing it yourself and have your child listen. While you are singing it, skip a letter. Tell you child to listen carefully and see if they can identify the missing letters.

OTHER BOOKS ABOUT MYSTERIES...



A Mountain Alphabet by Margriet Ruurs
ABC Mystery by Doug Cushman
Just in Case: A Trickster Tale and Spanish Alphabet Book by Yuyi Morales

Piggies

Ten little piggies dance on a child's fingers and toes before finally going to sleep.



- 🍎 With your child, chant the Piggy Wig and Piggie Wee fingerplay. (See Songs, Fingerplays & Poems in back of this Activity Guide.)
- ▲ Have your child count how many fingers he or she has. Next have your child count how many fingers you have. Finally, count how many fingers you have all together.
- 🏠 Have your child draw a picture of a pig. Talk about who takes care of pigs and what pigs need to live.
- 📱 Have your child pretend to be a piggy. Have them pretend to be a “hot piggie,” a “cold piggie,” “a dirty piggie,” and a “silly piggie.”

OTHER BOOKS ABOUT PIGS...

Ziggy Piggy and the Three Little Pigs by Frank Asch
Old Woman and Her Pig: An Appalachian Folktale by Margaret Read Macdonald, John Kanzler (Illustrator)
The Three Little Brown Piggies by Fred Crump

DECEMBER

Jan Brett

Jan Brett has over thirty three million books in print as an author and illustrator of children's books. When she was a child she decided to be an illustrator. She loves going to museums. She lives in a seacoast town of Massachusetts with her husband and Buffy, her pet hedgehog. You can learn more about Jan at: www.janbrett.com



OTHER RESOURCE SITES:

http://janbrett.com/activities_pages.htm

OTHER BOOKS BY JAN BRETT:



Hedgie Blasts Off
Trouble with Trolls
Berlioz the Bear
Honey..Honey..Lion!

Beauty and the Beast
The Owl and the Pussycat
The Twelve Days of Christmas
Mother's Day Mice

- 😊 Approaches to Learning through Play
- 📱 Creative Thinking and Expression
- 🍏 Health, Wellness and Physical Development
- 📖 Language and Literacy Development: Reading, Writing, Speaking and Listening
- 📐 Mathematics Thinking and Expression
- 👨👩👧 Partnerships for Learning: Families, Learning Environments and Communities
- 🔍 Science Thinking and Technology: Exploration, Inquiry and Invention
- 👐 Social Emotional Development
- 🏠 Social Studies Thinking: Connecting "Me" to My Community and the Larger World

The Mitten

Nicki drops his mitten in the snow and several animals find it a comfortable place to sleep until the bear sneezes!



- 📖 Sing the *Mitten Song* or recite the *Mitten Poem* together. (See Songs, Fingerplays & Poems in back of this Activity Guide.)
- ▲ Gather several large adult mittens. Place a small object – such as a toy car, plastic animal, toy doll, or pinecone – inside each mitten. Ask your child to try to figure out what is inside each mitten by feeling the object from the outside of the mitten. Then have your child reach into the mitten and feel the object inside. Afterward, reveal the object and talk about how it felt inside and outside.
- 🔍 Empty or Full - In the story, the mitten is full of animals. Look around your house to find things that are empty and full – a can of soup and an empty soup can, a box of cereal and an empty box of cereal or a roll of paper towels and the empty roll.

OTHER BOOKS ABOUT WINTER CLOTHES...

The Hat by Jan Brett
A Mountain of Mittens by Lynn Plourde
Yoon and the Christmas Mitten by Helen Recorvits

Town Mouse and Country Mouse

Town Mouse and Country Mouse trade houses, but discover they like home the best.

- 🏠 Talk about the differences between a town and a country. If you live in the town or city, take a drive to the country. If you live in the country, visit a town. Talk about whether you would rather live in the country or a city and why.
- 😊 In the borders of the book there are many small things that would make nice collections. For example, marbles, noodles, buttons, coins, stamps, rocks. Help your child start a collection of something they like.
- ▲ Look for the coins on the pages in the book or use real coins. Teach your child the names and value of each coin. Count the pennies by 1's, Nickels by 5's and Dimes by 10's. Play store and give prices to small toys around your home.
- 📖 In the story, the town mice and the country mice are couples that stay together no matter what. Talk about friendship and how to choose a friend, be a good friend, and what loyalty means. Sing *Side By Side*. (See Songs, Fingerplays & Poems in back of this Activity Guide.)

OTHER BOOKS ABOUT MICE...

Don't Be Afraid, Amanda by Lillian Moore
The City Kid & the Suburb Kid by Deb Pilutti
Madison Moves to the Country by Melanie Martin



Three Snow Bears

An Inuit version of the Three Bears



- ▲ Get out different sizes of bowls, spoons, pillows, toys, cups, plates, shoes, etc. Sort them by small, medium and large.
- 🔍 Use a thermometer. Explore the temperatures of liquids found throughout your home. (water from the sink, milk in the refrigerator, water in a puddle, hot water from the microwave)
- 🏠 Find the Arctic and Antarctic on a map or globe. Find Pennsylvania, and then talk about how far away we are from those cold places and what their weather is like.
- 🔍 Talk with your child about textures. Find pictures or items around your house that are smooth, rough, slippery and bumpy, etc. Ask your child to find other objects that are the same texture.

OTHER BOOKS ABOUT BEARS...

Snow Bears by Martin Waddell
Classic Fairy Tales by Scott Gustafson
Polar Bears by Gail Gibbons

Gingerbread Baby

A young boy and his mother bake a gingerbread baby that escapes from their oven and leads everyone on a chase.



- 🔍 Make a Gingerbread Boy cookie for each person in your family. (See Recipe in back of this Activity Guide.)
- 🏠 Sequence your day. Make a chart of all your child does from morning until night. (Ex. Morning: get out of bed, put on slippers, eat breakfast, brush teeth, comb hair, Afternoon: eat lunch, etc.)
- ▲ Make 10 paper gingerbread men to decorate and add the right number of buttons to each page. If you have lots of buttons, real buttons can be used, or, crayons can be used to draw the buttons. Page 1 = one button, page 2 = 2 buttons, etc.
- 📖 Learn the poem *Up, Down, Fast, Slow* and act it out with your child. (See Songs, Fingerplays & Poems in back of this Activity Guide.) Talk about opposites. Write opposite pairs on paper strips or cards, and then help your child to match the opposites together. (ex. hot/cold, in/out, up/down, day/night, north/south)

OTHER BOOKS ABOUT GINGERBREAD...

The Gingerbread Girl by Lisa Campbell Ernst
Snipp, Snapp, Snurr and the Gingerbread by Maj Lindman
The Matzoh Ball Boy by Lisa Shulman

JANUARY

Don Freeman

Don Freeman is the author and illustrator of many famous books. He studied art and often showed city life and the theatre world of N.Y. in the 1930's and 40's in his books. His wife, Lydia, co-authored some of his books. You can learn more about Don at: www.donfreeman.info/




Illustration from *Corduroy* by Don Freeman (right), copyright © 1968 by Don Freeman; Illustration from *A Rainbow of My Own* by Don Freeman (below), copyright © 1966 by Don Freeman and Illustration from *Norman the Doorman* by Don Freeman (below), copyright © 1959 by Don Freeman, renewed © 1987 by Lydia Freeman. All illustrations used by permission of Viking Penguin, A Division of Penguin Young Readers Group, A Member of Penguin Group (USA) Inc., 345 Hudson Street, New York, NY 10014. All right reserved.

OTHER BOOKS BY DON FREEMAN:




A Pocket for Corduroy
Space Witch
Tilly Witch
Pet of the Met

- 😊 Approaches to Learning through Play
- 📱 Creative Thinking and Expression
- 🍏 Health, Wellness and Physical Development
- 📖 Language and Literacy Development: Reading, Writing, Speaking and Listening
- 📐 Mathematics Thinking and Expression
- 👨👩👧 Partnerships for Learning: Families, Learning Environments and Communities
- 🔍 Science Thinking and Technology: Exploration, Inquiry and Invention
- 👐 Social Emotional Development
- 🏠 Social Studies Thinking: Connecting “Me” to My Community and the Larger World

Corduroy

A toy bear sits on a toy shelf waiting for a home.

- 🔍 Discuss the differences between real bears and stuffed bears. For example, a stuffed bear can be hugged, but not a real bear.
- 📖 Have a Teddy Bear Tea Party. Have your child gather some stuffed animals or dolls or figures. Pretend to serve tea and sandwiches at a table like a grown-up tea party.
- ▲ Corduroy needs a button. Give your child extra buttons to sort by color, size or number of holes. Which group has the most? Which has the least?
- 📖 Play *We're Going on a Bear Hunt*. (See Songs, Fingerplays & Poems in back of this Activity Guide.)



OTHER BOOKS ABOUT BEARS...

Bears by Ruth Krauss and Maurice Sendak
Legend of the Teddy Bear by Frank Murphy
Winnie the Pooh by A. A. Milne

A Rainbow of My Own

In this story, the little boy imagines all the things he can do with a rainbow, like jump rope or use it as a hammock.

- 😊 Ask your child to tell you some things she could do if she had a rainbow of her own.
- 🍎 Play Hide and Seek with your child. Have fun finding places to hide inside or outside! Take turns hiding and seeking.
- 🔍 Place some water in a glass. Find a window that the sun is shining through. Hold the glass in the sunlight. A rainbow should appear. Where is it? Can you make it move? Can you make it larger or smaller?
- 🍎 The child and the rainbow in the book play leapfrog. Play leapfrog with your child.



OTHER BOOKS ABOUT RAINBOWS AND IMAGINATION...

Rainbows by David Whitfield
The Rainbow Fish by Marcus Pfister
Cloudy with a Chance of Meatballs by Judi Barrett and Ron Barrett

Norman the Doorman

Norman, the doorman of a mouse hole in an art museum, uses his own art talent to create a sculpture and enter a contest.



- 📖 Ask your child to create a piece of art using any materials they would like to use. Display the art on the refrigerator or a shelf. Add more art as your child creates it to make an art museum at home.
- 😊 Norman built his home inside a knight's suit of armor. Ask your child to think about a place she might like to make a home. Would she like to sleep in a tree house or a castle? Encourage her to be as creative as possible.
- 😊 The doorman uses a flashlight as part of his job. Use a flashlight and shine it on the wall. Use your hands to make shadows on the wall. Can you make animal shapes?
- 📖 Find some pictures of art work or look at some art in your home. Encourage your child to talk about the colors, shapes and lines she sees in the art work.

OTHER BOOKS ABOUT DOORMEN AND ART...

Doorman by Edward Grimm
The Amazing Trail of Seymour Snail by Lynn E. Hazen
Art Lesson by Tomie dePaola

Monster Night at Grandma's House

Toby has bad dreams while sleeping at Grandma's house.

- 🍎 In the story, Toby and Grandma ate corn-on-the-cob every night. What would your child like to eat every night for dinner? Ask your child to tell you why it's important to eat lots of different foods.
- ▲ Talk about your child's bedtime routine. What happens first, next and last? For example, take a bath, brush teeth, put on pajamas.
- 👤 What does your child dream about? If he has bad dreams, talk about them together. Reassure him that dreams are not really happening.
- 📖 Enjoy listening for old and new sounds in and around your home. Use words such as shake, pound, thump, and rattle to describe new sounds that you can make by using any two household items. For example: put some rice in a container and shake it, pound your fist on a table, listen to a family member's heart go thump.



OTHER BOOKS ABOUT DREAMS...

Dreams by Ezra Jack Keats
There's a Nightmare in My Closet by Mercer Mayer
What a Bad Dream by Mercer Mayer

FEBRUARY

Steven Kellogg

Steven Kellogg was born on October 26, 1941. As a child he loved picture books. He drew all of the time. He attended the Rhode Island School of Design. He has written and illustrated more than 100 books. He lives in upstate New York with his wife, Helen. Learn more about Steven at: www.stevenkellogg.com

Illustrations from *A Penguin Pup for Pinkerton*, *Best Friends*, *Johnny Appleseed* and *The Missing Mitten* appear with the permission of Steven Kellogg.












OTHER RESOURCE SITES:

<http://bit.ly/29vpdes>

OTHER BOOKS BY STEVEN KELLOGG:

Jimmy's Boa and the Big Splash Birthday Bash
Island of the Skog
The Day the Goose Got Loose
Pecos Bill
Is Your Mama a Llama?
Jack and the Beanstalk

-  Approaches to Learning through Play
-  Creative Thinking and Expression
-  Health, Wellness and Physical Development
-  Language and Literacy Development: Reading, Writing, Speaking and Listening
-  Mathematics Thinking and Expression
-  Partnerships for Learning: Families, Learning Environments and Communities
-  Science Thinking and Technology: Exploration, Inquiry and Invention
-  Social Emotional Development
-  Social Studies Thinking: Connecting "Me" to My Community and the Larger World



Johnny Appleseed

The story of John Chapman and his adventures in the wilderness.



- 🍏 Have an apple party with your child. Eat something made with apples (ex: a peeled apple, applesauce, apple cake). How many kinds of treats can be made from apples?
- 🏠 In the story, Johnny Appleseed owned many nurseries in Ohio, Pennsylvania, Kentucky, Illinois, and Indiana, where he grew his beloved apple trees. Have your child look at a map and discuss north, south, east and west by showing them where these states are in the United States.
- 🔍 Cut an apple horizontally through the middle. Talk about the shape that you find. Can your child find the star? Pick out the seeds. Plant them in a cup. Talk about what seeds need to grow, such as water, sunlight and dirt.
- 🔍 Johnny Appleseed was a good neighbor. Make a list of some things that you and your child could do to be a good neighbor.

OTHER BOOKS ABOUT JOHNNY APPLESEED...

American Tall Tales by Mary Pope Osborne
Johnny Appleseed: The Legend and the Truth by Jane Yolen
Johnny Appleseed and Other Poems by Vachel Lindsay, George M. Richards

The Missing Mitten Mystery

Annie and Oscar have had a busy day playing in the snow. Annie has lost her mitten. They look high and low and imagine all the places it could be...



- ▲ Discuss the word pairs and what things come in pairs. Discuss what would happen if one was missing, such as shoes, earrings, socks, etc.
- ▲ Practice counting things by twos with your child by counting socks when you are folding wash, body parts such as two arms, two eyes, etc.
- 🔍 Discuss the four seasons of winter, spring, summer and fall. Make a list of what activities you have done in which season. For example, in winter we sled, in summer we swim, etc.
- ▲ Have your child organize a closet. Provide boxes and bags to organize the items. Talk about the things that need to be kept and what can be done with the items you don't need anymore (recycle, give to charity, trash).

OTHER BOOKS ABOUT MITTENS...

Junie B. Jones Is Not a Crook by Barbara Park
One Mitten by Kristine O'Connell George
Andrew's Magnificent Mountain of Mittens by Deanne Lee Bingham

Best Friends

Kathy feels lonely and betrayed when her best friend goes away for the summer and has a wonderful time.



- 👥 Ask your child what she might do if a friend moves far away. How would she feel? Make a list with your child of how you could keep in touch (write a letter, write an email, send a picture)
- 😊 Play "Make believe". Pretend that your child has a made up animal or pet. For example, if your child pretends he/she has a horse, pretend what he/she would have to do to take care of it.
- 🔍 The animal in the story is a dog. Ask your child if it is covered with fur, feathers or scales. Name other animals that have the same characteristics.
- 😊 Louise and the girl telling the story are best friends. Ask your child about his best friends and what kinds of activities they like to share together.

OTHER BOOKS ABOUT FRIENDS...

Best Friends for Frances by Russell Hoban and Lillian Hoban
Frog and Toad are Friends by Arnold Lobel
Owen & Mzee: Best Friends by Craig Hatkoff, Isabella Hatkoff, Paula Kahumbu and Peter Greste

A Penguin Pup for Pinkerton

Pinkerton, the Great Dane, wants to raise a penguin. Unfortunately, he mistakes a football for a penguin egg.



- 🔍 The girl in the story learns about penguins in her classroom. Go to the library and find some picture books on penguins. Discuss facts about these fascinating birds.
- 🔍 Help your child feel how cold it is in Antarctica. Put ice cubes in a sandwich size lunch bag and have them hold it in his/her hands. How does it feel?
- 📱 Listen to the Penguin Song at www.dltkteach.com/rhymes/penguin/index.htm
- 📱 Create a penguin! Using black and white fingerpaint, stamp the pad of your thumb into the white paint to make a "tummy" on a piece of paper. Stamp the pad of your index finger into the black paint to make wings on either side of the tummy. Stamp the tip of your pinkie finger into the black paint and make a black fingertip head on. Add details using paint or markers.


OTHER BOOKS ABOUT PENGUINS...

Penguins! by Gail Gibbons
Tacky the Penguin by Helen Lester, Lynn M. Munsinger (Illustrator)
If You Were a Penguin by Wendell and Florence Minor

MARCH

Dr. Seuss

Theodor Seuss Geisel, better known to the world as the beloved Dr. Seuss, was born March 2, 1904 in Springfield, Massachusetts. Ted thanks his mother for both his ability and desire to create the rhymes for which he became so well known. Ted worked as a cartoonist for several magazines before writing and illustrating more than 44 children's books.












OTHER RESOURCE SITES:

www.seussville.com



OTHER BOOKS BY DR. SEUSS:

Red Fish, Blue Fish, One Fish, Two Fish
The Grinch Who Stole Christmas
Green Eggs and Ham

-  Approaches to Learning through Play
-  Creative Thinking and Expression
-  Health, Wellness and Physical Development
-  Language and Literacy Development: Reading, Writing, Speaking and Listening
-  Mathematics Thinking and Expression
-  Partnerships for Learning: Families, Learning Environments and Communities
-  Science Thinking and Technology: Exploration, Inquiry and Invention
-  Social Emotional Development
-  Social Studies Thinking: Connecting "Me" to My Community and the Larger World

The Cat in the Hat

On a rainy afternoon, a large cat in a striped hat comes to visit and creates all sorts of mischief.



- 📖 Make a list of things to do on a rainy day, such as bake cookies, read books, or play a board game.
- 👤 The fish in the story is very worried when the Cat comes to stay at the house because he doesn't follow the rules. Create a poster of rules to have at your house when friends come to visit. List rules like Walk, Use Inside Voices, Keep your Hands and Feet to Yourself, Be Respectful. Have a discussion about the rules for being home alone and talking to strangers.
- 👤 Children should have daily jobs. Working together as a family helps build responsibility. Make a poster with chores for each family member. Some jobs are daily jobs, some are weekly. Decide who can be responsible for each chore and keep track of when each job is completed.
- 🍏 See how many things you can balance at once. Have a balancing relay race - who can go the fastest balancing a paper cup on top of a paper plate, then add other items and keep going?

OTHER BOOKS ABOUT CATS AND CREATIVITY...

The Cat in the Hat Comes Back by Dr. Seuss Fire Cat by Esther Averill
I Can Lick 30 Tigers Today! and Other Stories by Dr. Seuss

Dr. Seuss's ABC

A fun alphabet book.



- 📖 Practice writing letters. Trace letters in shaving cream or whipped cream. Make them out of rice, play dough, pipe cleaners, noodles or straws.
- 📖 Create an imaginary animal. Draw it and name it. Use the same letter for its whole name like ones in the book such as Zizzer Zazzter Zuzz, Quacking Quackeroo, Fiffer-Feffer-Fuff. Try to invent one for each letter of the alphabet.
- 📖 Work with your child to create an ABC book. Write a letter on each page and cut pictures out of magazines that start with each letter. For example, put an apple and an alligator on the A page, a bear and a bee on the B page.
- 📖 Play "I Spy" with your child. Call out a letter and see if your child can find something in your house that starts with that letter's sound.

OTHER BOOKS ABOUT THE ALPHABET...

Chicka Chicka, Boom Boom by John Archambault
ABC NYC: A Book About Seeing New York by Joanne Dugan
Alphabeep: A Zipping, Zooming ABC by Debora Pearson

Wacky Wednesday

This is a fun book to study the pictures and find all the crazy mixed up things that happen one Wednesday morning.



- ▲ Help your child to learn the days of the week. Then add words to each name that start with the same letter. EX. Munching Monday, Terrific Tuesday. Teach your child the months of the year. Do the same activity, for example, Jumping January, Fantastic February.
- ▲ Ask your child to search for sets of things that are found in your home or outside. For example, find 1 rock, 2 forks, 3 balls, etc.
- 😊 Have a family Wacky Day. Everyone can dress in funny clothes, wear 2 different socks, put your shirt on backwards, wear a funny hat, etc. Eat lunch for breakfast, take a backwards walk and talk with silly voices.
- 📖 The book is filled with rhymes. If you have a copy of Wacky Wednesday, help your child to listen and repeat the rhymes. Make a list of rhyming words and look at the letters that are the same in each word. For example, all and wall, three and gee, cracky and wacky, school and fool, bass and class. Work together to think of more rhyming pairs, like bed and spread, spoon and moon.

OTHER BOOKS ABOUT WACKY WEEKDAYS...

Just Wacky! by Andy Griffiths
Cookie's Week by Cindy Ward, Tomie dePaola (Illustrator)
Today Is Monday by Eric Carle

Maybe You Should Fly a Jet

A rhyming book all about jobs.



- 🏠 "What do you want to be when you grow up?" If you have a copy of the book, talk about all of the different occupations mentioned. Let your child pick an occupation they are interested in. Explore more about this occupation. Talk about what you have to do to learn that job. For example, a fireman must go to a training school and learn how to drive a truck.
- ▲ Work together with your child to create a paper airplane. Practice flying your planes and see how far your planes can go!
- 😊 Help your child to role play a job. Set up a space for a pretend post office, grocery store, restaurant, etc., in your home. Encourage your child to use items and toys around the house. Invite your child's friends to join in the role play.
- 📖 Develop a list of word families with your child. Start with the -et family. List all the words, both real and silly, that are in that family. (jet, vet, pet, get, wet, set, etc.) Think other groups of word families. For example, -ab (cab, tab...), -at (cat, rat...), -ot (hot, pot...)

OTHER BOOKS ABOUT JOBS...

Curious George Takes a Job by H. A. Rey
Fox on the Job by James Marshall
The Biggest Job of All by Harriet Ziefert

APRIL

Leo Lionni

Leo Lionni was born in Holland and lived in Italy for most of his life. As a child he spent a lot of time in museums teaching himself to draw. He has written over 40 books. The first one was a book he made for his grandchildren when he was riding on a train. He has won many awards for his books. Learn more about Leo at: www.randomhouse.com/kids/lionni/

OTHER BOOKS BY LEO LIONNI:

Fish Is Fish

Swimmy

The Alphabet Tree

Matthew's Dream

The Biggest House in the World

Alexander and the Wind-Up Mouse

Little Blue and Little Yellow:

A Story for Pippo and Ann and Other Children

- 😊 Approaches to Learning through Play
- 📖 Creative Thinking and Expression
- 🍏 Health, Wellness and Physical Development
- 📖 Language and Literacy Development: Reading, Writing, Speaking and Listening
- 📐 Mathematics Thinking and Expression
- 👨👩👦 Partnerships for Learning: Families, Learning Environments and Communities
- 🔍 Science Thinking and Technology: Exploration, Inquiry and Invention
- 👤 Social Emotional Development
- 🏠 Social Studies Thinking: Connecting "Me" to My Community and the Larger World

A Color of His Own

A little chameleon is distressed that he doesn't have his own color like other animals.

- 📖 Using crayons, markers, paint, etc. draw a picture of an animal and label its color.
- ▲ Eat a snack of animal crackers. Sort the crackers into groups by animal and count the number in each group.
- 🔍 The colors in the rainbow include red, orange, yellow, green, blue and purple. Can your child find things around the house that are those colors? Which color can he find the most?
- 👤 Ask your child, "If you could be a color, which one would you pick." Encourage them to tell you why they chose that color. For example, they might choose blue because it is the color of the sky and it makes them happy.



OTHER BOOKS ABOUT COLORS...

My Many Colored Days by Dr. Seuss


Los colores/Colors: A Bilingual Book by Dorling Kindersley Publishing

Mixed-Up Chameleon by Eric Carle

Inch by Inch

A clever inchworm measures everything he can to keep from being eaten.

- 👤 Take a walk outside or sit in your backyard and watch the birds. When you are finished, draw a picture of one that you saw. Have your child take it into school the next day to share with his or her class.
- ▲ Using paper clips or pennies measure the length of your kitchen table. How many paper clips or pennies did it take? You can also use other objects, such as shoes, jelly beans, or your hand, to measure the table. Does it take more hands or paper clips to equal the length of the table?
- ▲ Guess how many paper clips or pennies it will take to measure the length of your shoe. Then use the paper clips or pennies to find out how many it actually takes. Was your guess too high or was it too low?
- ▲ Look for the letter "i" in a magazine, newspaper or book. How many times can you find it? Look for the first letter of the child's name next.



OTHER BOOKS ABOUT MEASUREMENT...

What in the World Is an Inch? by MaryElizabeth Salzmann

The Dog: Is a Paw a Foot? All About Measurement by Kris Hirschmann

Inch Book by Elise Richards

On My Beach There Are Many Pebbles



Take a look. Are those ordinary pebbles you see, lying on an ordinary beach? Or are they hearts, numbers, and the faces of friends?

- 🔍 Give your child a bag to go outside and collect pebbles. When you come back in, see how many ways you can sort them (size, color, shape, etc). Discuss how some are alike and some are different.
- 📖 Using the pebbles your child collected, arrange them to create their own "pebble person."
- 🏠 Look through magazines, books, or newspapers to find pictures of beaches. Talk about what you see with your child (water, sand, shells, pebbles, etc.).
- 👤 On a large piece of paper, have each member in your family draw and decorate his or her own "personality pebble." Feel free to use any objects (glitter, buttons, macaroni, etc.) to make each pebble special. Talk about how each pebble shows the personality of each family member and talk about how each pebble is different.

OTHER BOOKS ABOUT PEBBLES...

Sylvester and the Magic Pebble by William Steig

Pebble: A Story About Belonging by Susan Milord

Three Pebbles and A Song by Eileen Spinelli

Frederick

Frederick stores up something special for the long cold winter. He shares his poems and stories with his family.

- 🏠 Talk about jobs that your family does. How do these jobs help others? What would happen if someone didn't do their job?
- 📖 Frederick creates a poem for the other mice. Can your child create a poem about the season? What words rhyme with spring? What other poems can your child tell you?
- 🏠 Divide a piece of paper into four sections. Label each section for a different season of the year. In each section, draw a picture of what your family could do or did during that season.
- 📖 Create an acrostic poem with your child using the word "winter." Choose a word or phrase to describe winter that starts with each letter in the word. Look at this example for fall:
Football
Autumn
Leaves
Light wind



OTHER BOOKS LIKE FREDERICK...

Families by Susan Kuklin

A Day's Work by Eve Bunting

A Poet's Bird Garden by Laura Nyman Montenegro

MAY

Eric Carle

Eric Carle was born in America but moved to Germany when he was six. He moved back to America when he was a young man. Eric uses collages of tissue paper to illustrate his books and sometimes adds a surprise. He has written and illustrated more than 70 books. To learn more about Eric go to: www.eric-carle.com












Illustration from *The Very Hungry Caterpillar* by Eric Carle (left), copyright © 1969 and 1987 by Eric Carle; Illustration from *From Head to Toe* by Eric Carle (below), copyright © 1997 by Eric Carle; Illustration from *The Tiny Seed* by Eric Carle (below), copyright © 1970 by Eric Carle and Illustration from *Rooster's Off to See the World* by Eric Carle (below), copyright © 1972 by Eric Carle are all used with permission from The Eric Carle Studio.

OTHER RESOURCE SITES:

www.picturebookart.org

OTHER BOOKS BY ERIC CARLE:

Walter the Baker The Mixed-Up Chameleon
Have You Seen My Cat? The Very Hungry Caterpillar
The Very Busy Spider The Grouchy Ladybug
The Very Quiet Cricket The Very Lonely Firefly
Does a Kangaroo Have a Mother, Too?

-  Approaches to Learning through Play
-  Creative Thinking and Expression
-  Health, Wellness and Physical Development
-  Language and Literacy Development: Reading, Writing, Speaking and Listening
-  Mathematics Thinking and Expression
-  Partnerships for Learning: Families, Learning Environments and Communities
-  Science Thinking and Technology: Exploration, Inquiry and Invention
-  Social Emotional Development
-  Social Studies Thinking: Connecting "Me" to My Community and the Larger World



From Head to Toe

What do the animals do? Can you? Of course you can!

- 🍎 Make a list of your favorite animals. Play Animal Charades with your family. Take turns choosing an animal, act out the animal's movement and see who can guess what animal is being demonstrated.
- 🔍 Help your child find pictures of animals in magazines, old calendars, or newspapers. Have your child practice cutting them out with a child safe scissors. Work together to group them according to differences and similarities (those with fur, those with scales, those with wings, etc).
- 🍎 Explore parts of the body. Make a "Life Sized Me." Have your child lay down on several sheets of newspaper or another large sized paper. Trace the outline of your child and cut out. Use a crayon or marker to label all the parts of your child's body. Talk about each part.
- 🍎 Make an "I Can Do It" book. Draw or take pictures of your child doing different activities. (Ex. I can paint. I can count to _____. I can hop on one foot. I can run. I can hop.) Read it together, and add more pages when your child learns new tasks.

OTHER BOOKS ABOUT OUR BODIES...

Even More Parts: Idioms from Head to Toe by Tedd Arnold
I Like Myself! by Karen Beaumont
My Body: Head to Toe by Lisa Bullard



Pancakes, Pancakes!

Jack starts from scratch by cutting and grinding the wheat for flour to help make his breakfast pancake.

- 🔍 Discuss with your child where foods come from (ex. Milk comes from a cow, eggs from a chicken).
- 🔍 Visit or talk about a farm and the animals that provide food. Talk about which animals are found on a farm and which animals are found in the wild.
- 🍎 Make and enjoy eating pancakes with your child.
- 🍎 Sort food from your family's refrigerator and pantry into two groups: foods that come from plants and foods that come from animals.



OTHER BOOKS ABOUT PANCAKES...

If You Give a Pig a Pancake by Laura Numeroff
Curious George Makes Pancakes by Margret Rey, H. A. Rey
Pancakes for Breakfast by Tomie dePaola

The Tiny Seed

A tiny seed goes on an adventure until it becomes a giant flower! A simple description of a flowering plant's life cycle through the seasons.

- 🔍 Together with your child, plant flower or vegetable seeds in a soil filled cup or in the ground. Talk about what living things needs to grow. (Minerals/food, Air, Water, Sun) Remember to water and tend your plant. Watch it grow and change. If you planted in a cup, you may need to transplant it into the ground after it grows.
- 🏠 Visit a greenhouse or nursery or a garden to see all the different kinds of vegetable and flower plants.
- 🔍 Cut open some fruits and vegetables and look for the seeds. Talk about why fruits and vegetables are part of a healthy diet.
- 🔍 Make a plant diary on paper or in a notebook. Pick a tree, bush or plant on your walk, or in your yard or neighborhood. Draw a picture of the plant or tree. Visit the plant throughout the year to observe and discuss the changes, and record the changes in your diary.

OTHER BOOKS ABOUT GROWING PLANTS...

Seeds by Ken Robbins
A Place to Grow by Stephanie Bloom
From Dirt To Showers How Seeds Become Flowers by Kristin Morine



Rooster's Off to See the World

Rooster sets off to see the world and is soon joined by many animals. All the animals decide to return home and rooster does, too.

- 📱 Ask your child to think about animals that travel on land, in water, or on land and water. Draw a picture of land and water and have your child draw a picture of the animals on the picture according to where they travel. Talk about why they live in that habitat.
- 📱 Make a list of animals. What is the sound or movement each animal makes? (Ex. Rooster –scratch the ground and crow, Cat – meow and creep, Dog – Bark and jump, etc.)
- ▲ Make different animals using playdough. You can use commercially made or home made playdough. (See Recipe in back of this Activity Guide.)
- ▲ Rooster travels with many different animals in this story. Make up some simple addition problems using animals for your child to solve. For example, rooster met two frogs. How many animals are there now?



OTHER COUNTING BOOKS...

Olivia Counts by Ian Falconer
Fish Eyes: A Book You Can Count On by Lois Ehlert
Mouse Count by Ellen Stoll Walsh

JUNE

Mem Fox

Mem Fox lives in far away Australia but grew up in Africa! She has been a writer for many years and also taught college students how to teach reading and writing. She writes books about Australia and uses lots of rhymes because she loves language. You can learn more about Mem at: www.memfox.com

Illustration from *Wilfred Gordon McDonald Partridge* (below) written by Mem Fox, illustrated by Julie Vivas, copyright © 1984. Reprinted by arrangement with Kane Miller, A Division of EDC Publishing, Tulsa, OK.

- 😊 Approaches to Learning through Play
- 📱 Creative Thinking and Expression
- 🍏 Health, Wellness and Physical Development
- 📖 Language and Literacy Development: Reading, Writing, Speaking and Listening
- 📐 Mathematics Thinking and Expression
- 👨👩👧 Partnerships for Learning: Families, Learning Environments and Communities
- 🔍 Science Thinking and Technology: Exploration, Inquiry and Invention
- 👤 Social Emotional Development
- 🏠 Social Studies Thinking: Connecting “Me” to My Community and the Larger World

OTHER BOOKS BY MEM FOX:

Hunwick’s Eggs
Feathers and Fools
The Magic Hat

Time for Bed
Boo for a Goose



Koala Lou

“There was once a baby koala, so soft and round that all who saw her loved her. Her name was Koala Lou. The emu loved her. The platypus loved her. And even tough little Koala Klaws next door loved her. But it was her mother who loved her most of all . . .”



- 🍏 Create an exercise routine you and your child can do together. Use the calendar in the back to keep track of how many minutes your child exercises each day.
- 📖 Create a family tree. Draw a picture of a stick tree and put the names of family members on the branches to show your child how everyone is related.
- 📖 Create a pet diary. Have your child choose a favorite stuffed animal and together write in the diary about the child's adventures with the stuffed animal.
- 📱 Sing Kookaburra with your child (www.alldownunder.com/oz-u/songs/kookaburra-song-9.htm) along with the website.

OTHER BOOKS ABOUT KOALA BEARS...

- Koala by Edana Eckart
- A Koala Is Not a Bear! by Hannelore Sotzek
- Coco the Koala by Vera de Backker

Hattie and the Fox

“Hattie was a big black hen. One morning she looked up and said, ‘Goodness gracious me! I can see a nose in the bushes!’ . . .”



- 🔍 Make a list of farm animals your child knows. When you are driving in a car, put a checkmark by the animals you see or have your child draw pictures of the animals.
- 📖 Play “I Spy”. Say, “I spy something with my little eyes something that starts with ‘h’ or ends with an ‘n’”.
- 📖 Play “Guess the Animal sound”. Make an animal sound and have your child guess what animal you are trying to imitate.
- 📖 Learn the Nursery Rhyme “Hickety Pickety, My Black Hen” with your child. Practice saying the rhyme throughout the day. (See Songs, Fingerplays & Poems in back of this Activity Guide.)

OTHER BOOKS LIKE HATTIE...

- Louise, the Adventures of a Chicken by Kate DiCamillo
- Rosie's Walk by Pat Hutchins
- My Lucky Day by Keiko Kasza

Possum Magic

“Once upon a time, but not very long ago, deep in the Australian bush, there lived two possums. Their names were Hush and Grandma Poss. Grandma Poss made bush magic...”



- 🏠 Show your child where Australia is on a map and discuss how you would travel to Australia. How long will that trip take?
- 🏠 Find out facts about Australia. Compare and contrast Australia to where you live. For example, what animals are in both places, weather, seasons, etc.
- 📖 Discuss the word marsupial with your child. (A marsupial is an animal with a pocket used to carry their young.) Marsupials are found in Australia. Kangaroos, koala bears, wombats, wallabies and Tasmanian devils are marsupials found in Australia. Find pictures of different marsupials to share with your child.
- 👨👩 Find a book at your local library that shows how to do magic tricks. Have your child learn a magic trick to perform for the whole family.

OTHER BOOKS ABOUT AUSTRALIA...

- Australian ABCs by Heiman
- Colors of Australia (Colors of the World) by Lynn Ainsworth Olawsky
- Australian Animals by Carolyn Arnold

Wilfrid Gordon McDonald Partridge

“There was once a small boy called Wilfrid Gordon McDonald Partridge and what's more he wasn't very old, either. His house was next door to an old people's home and he knew all the people who lived there...”



- 😊 Create a box of memories. Use an old shoe box and have your child decorate the outside. Use it as a special place for your child to collect things.
- 👤 Make a food treat or make a card and take your child to visit an elderly neighbor or a nursing home patient. Ask your child to describe to the adult how the treat or the card was made.
- 📖 Play the game “I am going to Grandma and Grandpa's house and I am going to take a/an_____”. The first player picks an object that starts with an “a”. The next player picks an object that begins with “b”. Continue until you reach “z”.
- 📖 Wilfrid asks lots of questions to learn more about a subject. What topic is your child interested in? Help him create a list of questions and then work together using books, internet and the library to find the answers.

OTHER BOOKS LIKE WILFRID...

- Miss Rumphius by Barbara Cooney
- The Old Woman Who Named Things by Cynthia Rylant
- All the Places to Love by Patricia MacLachlan

Robert Munsch

Robert Munsch was born in Pittsburgh, Pennsylvania. He grew up with 8 brothers and sisters. He wrote poetry all through elementary school. When he worked in a daycare, he told his children stories at naptime. He has written over 40 books and many of them are silly. Learn more about Robert at:

www.robertmunsch.com

Illustrations from *I Have To Go* (below), *Smelly Socks* (right & below), *Andrew's Loose Tooth* (below), and *Moira's Birthday* (below) written by Robert Munsch, illustrated by Michael Martchenko are printed with permission by Robert Munsch.

JULY



OTHER RESOURCE SITES:

<http://bit.ly/29y67un>
www.starfall.com

OTHER BOOKS BY ROBERT MUNSCH:



50 Below Zero

Mortimer

Purple Green and Yellow










Thomas' Snowsuit

Love You Forever

Pigs!

The Paper Bag Princess

We Share EVERYTHING!

-  Approaches to Learning through Play
-  Creative Thinking and Expression
-  Health, Wellness and Physical Development
-  Language and Literacy Development: Reading, Writing, Speaking and Listening
-  Mathematics Thinking and Expression
-  Partnerships for Learning: Families, Learning Environments and Communities
-  Science Thinking and Technology: Exploration, Inquiry and Invention
-  Social Emotional Development
-  Social Studies Thinking: Connecting "Me" to My Community and the Larger World

I Have To Go

This is a funny story about a little boy who always has to go to the bathroom. Every time he's bundled up and ready to go, he tells his parents, "I have to go!"

- ▲ Parents often say "Wait a minute," but young children don't have a concept of time. Start the timer or clock and do different activities in a minute. (Ex. Stand on one foot, clap your hands, hold your breath, run in place, don't speak, write your name over and over, say or write the ABC's, etc.)
- ✎ It is important for your child to develop independent dressing skills. Practice buttoning, zipping and snapping clothing, coats, etc. and tying shoes.
- 🍏 Keeping your body clean is an important part of being healthy and helping you to feel good about yourself. Help your child learn how to bathe, dress, take care of teeth and wash hands.
- 📖 Practice rhyming words with your child. From the book, pick out words, like "NO," and think of rhymes that fit, like "so" and "go." Rhyme with "BED", "RAN"

OTHER BOOKS LIKE I HAVE TO GO...

Time by Pam Scheunemann

Oh, David! by David Shannon

Who's in the Bathroom? by Jeanne Willis



Andrew's Loose Tooth

Andrew's tooth is loose and no one can help him remove it, not even the Tooth Fairy.

- 👤 Schedule a dental appointment. Ask the dentist to explain what he does during an examination, share his equipment, and demonstrate proper care of teeth to your child, including how to brush properly.
- ▲ Use the calendar at the end of this activity book to chart how many times each day your child brushes their teeth.
- 📖 Sing Toothbrush songs and poems. Chant Brush Your Teeth and Sing The Toothbrush Song. (See Songs, Fingerplays & Poems in back of this Activity Guide.) Have your child come up with other rhymes for the chant www.canteach.ca/elementary/songspoems38.html and www.tooter4kids.com/DentalHealth/teeth_poetry.htm
- 🍏 Look in the refrigerator and cupboards to sort foods by those that are healthy and those that are not healthy for your teeth and body. Make a grocery list of healthy foods that you can buy on your next trip to the grocery store.

OTHER BOOKS ABOUT LOOSE TEETH...

Little Rabbit's Loose Tooth by Lucy Bate

Dear Tooth Fairy by Pamela Duncan Edwards A Tooth Is Loose by Lisa Trumbauer



Smelly Socks

Tina loves her brand-new socks so much that she's never ever going to take them off! But when her wonderful socks start to get smelly, her friends have to take action!

- 📖 Play "I Spy" with your child. Look for colors around the house. "I spy something green." Your child can guess items until they pick the right one. Take turns looking and guessing
- 📖 Create your own word patterns with fun words, having them come up with words that come next. Example – "Splish, Splash, Splish, Splash, Splish, _____ What comes next?" "Splash!" or "Wash, scrub, wash, scrub, wash _____ What comes next?"
- 📖 Play the Opposite game. All your child has to do is say the opposite of the word that you give him. For example: you say "up" your child says, "down."
- ▲ Play "Where Is the Sock?" Place the sock in different places around your home. Ask "Where is the sock?" Use prepositions to answer the question, such as under, below, over, above, on, and before to describe the location of the sock.

OTHER BOOKS ABOUT SMELLY SOCKS...

My Dog Is as Smelly as Dirty Socks: And Other Funny Family Portraits by Hanoch Piven

If Pigs Could Fly... and Other Deep Thoughts by Bruce Lansky

Twelve Terrible Things by Marty Kelley



Moira's Birthday

Moira's having a birthday. When Moira wants to invite all the kids at school, and her parents say she can invite six but Moira invites grades 1 to 6 to her birthday party.

- 📖 Sing a new birthday song. Sing Someone's Birthday song. (See Songs, Fingerplays & Poems in back of this Activity Guide.) Act out the motions of preparing the cake, adding the candle, etc.
- 😊 Practice saying Happy Birthday in other languages! Feliz Cumpleanos - Spanish; Frohlicher Geburtstag - German; Gratulerer med magen - Norwegian; Manuia lou aso fanau - Samoan; Tanjobi omedeto - Japanese; Sangilulchíukhahamnida - Korean; Scaslivy naradzeńnia - Belarus; Blahoprani k narozeniam - Czech
- 👤 Talk to your child about the birthday traditions at your home, and the traditions you had as a child. Talk to other family members and friends to find out how they celebrate birthdays in their homes.
- ▲ Use a blank calendar to list all the birthdays of your family and friends. If you don't have a blank calendar, just make a list of the months of the year and list the birthdays under each month.

OTHER BOOKS ABOUT BIRTHDAYS...

Happy Birthday, Moon by Frank Asch

Birthday for Frances by Russell Hoban and Lillian Hoban

Berenstain Bears And Too Much Birthday by Jan and Stan Berenstain



AUGUST

Marc Brown

Marc Brown was born in Erie, PA. He has loved to draw since he was six years old. He started telling bed time stories to his son and these stories finally became Arthur adventures. Brown lives in Massachusetts with his wife and young daughter. When his daughter was born, he decided that Arthur needed a little sister so he would have to change diapers, too.

Illustrations from *Arthur's Birthday* (left and below), and *Arthur's Baby* (below) written and illustrated by Marc Brown, are printed with permission by Marc Brown.

OTHER RESOURCE SITES:

www.pbskids.org/arthur
www.kidsreads.com/authors/marc-brown



OTHER BOOKS BY MARC BROWN:

Witches Four
Arthur's Halloween

Pickle Things
Arthur's Nose

- 😊 Approaches to Learning through Play
- 📖 Creative Thinking and Expression
- 🍏 Health, Wellness and Physical Development
- 📖 Language and Literacy Development: Reading, Writing, Speaking and Listening
- 📐 Mathematics Thinking and Expression
- 👨👩 Partnerships for Learning: Families, Learning Environments and Communities
- 🔑 Science Thinking and Technology: Exploration, Inquiry and Invention
- 👤 Social Emotional Development
- 🏠 Social Studies Thinking: Connecting "Me" to My Community and the Larger World

Arthur's Birthday

Their friends must decide which party to attend when Francine schedules her birthday party for the same day as Arthur's birthday party.




- Bake a cake for someone's birthday. Use a favorite recipe or box cake. Read and follow the step by step directions together.
- Ask your child to make an invitation for a birthday party. Talk about what information needs to be included on an invitation. Encourage him to decorate it to make it festive.
- Have a countdown on the calendar for your child's birthday. Mark the date and cross off each day of the month before until the day arrives.
- Have your child organize games that do not have a winner (such as a scavenger hunt) for a birthday party.

OTHER BOOKS ABOUT BIRTHDAYS...

Mr. Putter and Tabby Make a Wish by Cynthia Rylant
Happy Birthday to You! by Dr. Seuss
Some Birthday! by Patricia Polacco

Arthur's Family Vacation

Arthur is unhappy about going on vacation with his family, but he shows them how to make the best of a bad situation when they end up stuck in a motel because of rain.



- Have your child make a list of activities to do on a vacation. Decide together the ones that you can complete. What would your child like to do first?
- Have your child send a postcard to someone special with a few words or a picture of an event from the summer.
- Look at a map and discuss how you would get to the destination. Would you fly or drive? How long would it take?
- In case of rainy weather, make a list of other ideas that the family could do together like play a board game or charades.

OTHER BOOKS ABOUT VACATIONS...

Strega Nona Takes a Vacation by Tomie dePaola
The Night Before Summer Vacation by Natasha Wing
Pictures from Our Vacation by Lynne Rae Perkins

Arthur's Baby

Arthur is worried about the new baby expected at his house, but his plucky kid sister, D. W. is delighted. Finally, he steps in and learns that the new addition to his family isn't so bad after all.




- Discuss with your child how things would change in your household if there is a new baby. What would be different? What could your child do to help? What might be special that your child can do with you on a regular basis?
- Allow your child to invite a friend to your house to play. Have your child learn what her friend likes to do so she can be ready with some ideas when the friend arrives.
- Gather some photographs of your child when he was a baby. Make a scrapbook together using the pictures. Record some of the things you remember about your child on the pages.
- Find some pictures of children at different ages. Have your child put the pictures of the children in order by age.

OTHER BOOKS ABOUT NEW BABIES...

Pocket Full of Kisses by Audrey Penn
Love the Baby by Stephen L. Layne
Vera's Baby Sister by Vera Rosenberry

Arthur's Tooth

Arthur is tired of being the only one in his class who still has all his baby teeth. He wiggles his tooth and chomps into corn on the cob. Arthur waits impatiently for his loose tooth to fall out.



- Sing happy birthday while brushing to show your child how long he/she should be brushing.
- Ask your child what it feels like when a tooth is loose. Mark the calendar to show the dates your child loses a tooth.
- Discuss proper dental care with your child including brushing and flossing her teeth and healthy eating.
- Look in books or magazines to find pictures of animal teeth. How are our teeth the same? How are they different? Why do animals have different teeth than we do?

OTHER BOOKS ABOUT TEETH...

Tooth Book by Dr. Seuss
What Do the Fairies Do with All Those Teeth? by Michel Luppens
Throw Your Tooth on the Roof: Tooth Traditions from Around the World by Selby B. Beeler

Songs • Fingerplays • Poems

POPCORN SONG

Sung to the tune, *I'm A Little Tea Pot*.

I'm a little popcorn in a pot. When I get all fat and white, I'm done.
Heat me up and watch me pop. Popping corn is lots of FUN!

Everyone gets down very low for the first part of the song. At the end, jump way up high together on the word FUN!

POP! GOES THE BUBBLE

Sung to the tune, *Pop! Goes the Weasel*. From *Creative Resources for the Early Childhood Classroom, 2nd Edition* (Judy Herr and Yvonne Libby)

Soap and water can be mixed. Now, watch it go!
To make a bubble solution. Pop! Goes the bubble!
Carefully blow,

HEAD SHOULDERS, KNEES AND TOES

Head, shoulders, knees and toes, And eyes, and ears, and mouth,
Knees and toes. And nose.
Head, shoulders, knees and toes, Head, shoulders, knees and toes,
Knees and toes. Knees and toes.

RAINSTORM

Rub your palms together - The rain is starting to fall.
Snap your fingers - The rain is slowly falling.
Clap with two fingers to palm - The rain is steadily falling.
Clap your hands together - The storm is getting louder.
Slap your lap and stomp your feet - The rain is now coming down heavy and fast.
Clap your hands together - The rain is starting to slow down.
Clap with two fingers to palm - The storm is getting calmer.
Snap your fingers - The rain is slowly falling.
Rub your palms together - The storm is almost over.

ARE YOU SLEEPING?

Are you sleeping, are you sleeping?
Brother John, Brother John?
Morning bells are ringing,
 morning bells are ringing
Ding dang dong, ding dang dong. Frere Jacques, Frere Jacques,
Dormez-vous? Dormez-vous?
Sonnez les matines, sonnez les
 matines
Ding dang dong, ding dang dong.

PIGGY WIG AND PIGGLE WEE

Piggie Wig (thumb) and Piggie Wee (other thumb)
Hungry pigs as pigs could be
For their dinner had to wait
Down behind the garden gate (gate made of fingers)
Piggie Wig and Piggie Wee (wiggle thumbs as named)
Climbed the barnyard gate to see. (thumbs through fingers)
Peeking through the gate so high
But no dinner could they spy,
Piggie Wig and Piggie Wee got down,
Sad as pigs could be,
But the gate soon opened wide
And they scampered forth inside. (hands swing apart, thumbs run)
Piggie Wig and Piggie Wee,
Greedy pigs as pigs could be
For their dinner ran pell mell
And in the trough both piggies fell. (make trough with hands, thumbs fall in)

MITTEN MUSIC

Sung to the tune: *Where Has My Little Dog Gone* by Jean Rogers
Oh where, oh where did my NEW mittens go?
Oh where, oh where can they be?
Oh, I have looked high and I have looked low.
Oh where, oh where can they be?
Sing and replace "NEW" with old, soft, warm, red, blue, etc.

MITTEN FINGERPLAY by Lucia Kemp Henry

Here is a mitten, (hold up one hand)
A snug, fuzzy one- (rub palms together)
With a place for my fingers (wiggle 4 fingers)
And a place for my thumb (wiggle thumb)
Here are two mittens, (hold up two hands)
A colorful sight. (hands back and forth)
One for the left hand (hold up left hand)
One for the right. (hold up right hand)
Here are OUR mittens, (hold up two hands)
As soft as can be (stroke the back of one hand)
A warm pair for you (point to the neighbor)
And a warm pair for me (point to yourself)

Find more mitten poems, songs and information about the animals in the story at www.mrsjonesroom.com/books/mitten.html

Songs • Fingerplays • Poems

SIDE BY SIDE

Oh, we ain't got a barrel of money,
Maybe we're ragged and funny;
But we'll travel along, singin' a song,
Side by side.

Don't know what's comin' tomorrow,
Maybe it's trouble and sorrow;
But we'll travel the road, sharin' our load,
Side by Side.

Through all kinds of weather,
What if the sky should fall;
Just as long as we're together,
It doesn't matter,
Doesn't matter at all.

When they've all had their quarrels and parted,
We'll be the same as we started;
Just travelin' along, singin' a song,
Side by Side.

WE'RE GOING ON A BEAR HUNT

www.songsforteaching.com/tickletunetyphoon/goingonabearhunt.htm

Going on a Bear Hunt
I'm not afraid
It's a beautiful day
The sun is shining
The birds are singing
The bees are buzzing

What's that?
Tall grass
(Sweeping arm motions making swishing sounds)

Going on a Bear Hunt
I'm not afraid

What's that?
It's a tall tree
(Arm motion climbing up then climbing back down)

Going on a Bear hunt
I'm not afraid

What's that?
Ohh, it's mud
(March through the mud making sloshing mud sounds)

Going on a Bear Hunt
I'm not afraid

What's that?
It's a river
We're going to have to swim
(Swim the river)

Going on a Bear Hunt
I'm not afraid

What's that?
Ohh it's a dark cave
(Make gestures and sounds)

I can't see anything
I can feel something
I can hear something
We better take out our flashlights
(Take out flashlight and flick it on)
Oh it's a bear. RUN!

(Repeat the sequence in reverse quickly and dramatically, slapping thighs and doing all the actions for each verse.)

UP, DOWN, FAST, SLOW

(from *Mailbox Magazine*)

Gingerbread, gingerbread, reach up high.
See if you can touch the sky.
Gingerbread, gingerbread, ready to go?
See if you can crouch down low.
Gingerbread, gingerbread, oh so sweet,
Take a bow and have a seat.
Gingerbread, gingerbread, in a crowd,
Clap your hands very loud.
Gingerbread, gingerbread, quietly clap,
Now fold your hands in your lap

HICKETY, PICKETY, MY BLACK HEN

Hickety, pickety, my black hen,
She lays eggs for gentlemen.
Gentlemen come every day,
To see what my black hen doth lay.

BRUSH YOUR TEETH

If you get up in the morning at a quarter to one
and you want to have a little fun,
You brush your teeth ch ch ch ch, ch ch ch ch...

If you get up in the morning at a quarter to two
and you want to find something to do,
You brush your teeth ch ch ch ch, ch ch ch ch...

THE TOOTHBRUSH SONG

Sung to the tune: *Row, Row, Row Your Boat*

Brush, brush, brush your teeth
Brush them everyday.
We put toothpaste on our brush
To help stop tooth decay.

SOMEONE'S BIRTHDAY

Sung to the tune: *London Bridge*

Someone's birthday is today,
Is today, is today.
Someone's birthday is today,
And it's _____!



Recipes

BUBBLES

In a clean 1 gallon jug, combine 12 cups of cold water with 1 cup of dishwashing liquid, (*Joy* or *Dawn* work best).

YEAST-AIR BALLOON

1 packet of active dry yeast
1 cup very warm water (105° F–115° F)
2 tablespoons sugar
a large rubber balloon
a small (1-pint to 1-liter) empty water bottle

Stretch out the balloon by blowing it up repeatedly, and then lay it aside. Add the packet of yeast and the sugar to the cup of warm water and stir. Once the yeast and sugar have dissolved, pour the mixture into the bottle. You'll notice the water bubbling as the yeast produces carbon dioxide. Attach the balloon to the mouth of the bottle, and set both aside. After several minutes, you'll notice the balloon standing upright. If you don't see anything happen, keep waiting. Eventually, the balloon will inflate.

UNCOOKED PLAYDOUGH

1/4 cup salt 1 cup flour 1/4 cup water

Have your child mix the flour and salt in a bowl then add water. Knead and squeeze the dough to make a clay consistency. You may need to add more water. Add food coloring.

GINGERBREAD BOY COOKIES

3 1/2 cups all-purpose flour	1 egg
1 1/2 teaspoons ground ginger	1 cup molasses
1 1/2 teaspoons ground cinnamon	1 teaspoon baking soda
1/4 teaspoon salt	1 1/2 teaspoons warm water
1/2 cup white sugar	1/4 cup raisins for decorating
1/2 cup shortening	

In large bowl, cream shortening, sugar, egg and warmed molasses. Dissolve baking soda in warm water and add to egg mixture. Beat until smooth. Mix in flour, spices and salt until well blended. Cover and chill for 24 hours.

Preheat oven to 350 degrees F. Grease cookie sheets. Roll out dough to a thickness of 1/4 inch on a floured surface. Cut out gingerbread men using cookie cutters and place 2 inches apart on cookie sheets. Use raisins to make eyes, noses and buttons. Bake 10 to 12 minutes in the preheated oven, or until firm. Let cool on wire racks.

OUBLECK

1 1/2 C. Corn Starch Food Color (optional)
1 C. Water

Mix the ingredients and allow children to play with the mixture. When "pushed" together, the mixture will appear dry and solid; as children let go of the mixture, it flows like a smooth liquid.

GAK

1 cup Elmer's glue
food coloring, your choice of color (optional: coloring can stain!)
1 cup liquid starch

Pour glue and coloring in plastic container. Stir until color is thoroughly mixed in. Add starch a little at a time, stirring with a spoon or kneading with your fingers as mixture thickens. Keep stirring until mixture holds together like putty. Test with your fingers: if too sticky, add more starch in small amounts until mass is smooth and rubbery.

SILLY PUTTY

This will bounce and pick up pictures from the paper just like the name-brand stuff.

Add: 1/2 cup water to 1/2 cup Elmer's glue (Not School Glue!) Mix and add 3 drops of food coloring (optional)

Make Borax solution: Take 2 tablespoons borax (You can buy this at a grocery store or online) and add to 1 cup of water and stir. Add 1/2 cup of Borax solution to water and glue mixture. Stir and store in a plastic bag. Mix well. Add food coloring if you wish. Let it dry about an hour. When ready, it will be smooth and rubber-like. Store in an airtight container.



“Look What I Can Do” Calendar!

EXAMPLE:

*Bobby
brushed his
teeth 3 times!*














What's the weather? _____

The best part of Kindergarten is...

- ...having fun making crafts – Jonathan, age 6
- ...making new friends – Jeremy, age 6
- ... reading during silent reading – Gabby, age 5
- ...doing the morning board – Cassidy, age 5
- ...going to Gym Class – Xavier, age 6
- ...playing outside – Lauren, age 6
- ...writing in our Kid Writing journals – Caroline, age 5
- ...learning math – Valery, age 6
- ...learning how to read and do math – Kayla, age 6
- ...when my teacher reads us a story – Bryan, age 6
- ...playing with my friends at recess – Tyrese age 6

Special thanks to the participants of the *Kindergarten, Here I Am!*

Activity Book Committee

-  Angeline Alessandri, *Elementary and Early Childhood Education Student, Elizabethtown College*
-  Rebecca Blahus, *Kindergarten Specialist, Office of Child Development and Early Learning*
-  Suzan Decker, *Kindergarten Teacher, Lower Dauphin School District*
-  Heidi Eck, *Kindergarten Parent and Music Teacher, Cornwall-Lebanon School District*
-  Maggie Getz, *Early Childhood Education Graduate Student, Millersville University of Pennsylvania*
-  Carole Helm, *Kindergarten Teacher, The School District of Lancaster*
-  Karen Hunt, *Kindergarten Parent and First Grade Teacher, Ephrata School District*
-  Lisa Kiessling, *Kindergarten Teacher, Lebanon School District*
-  Lisa Miller, *First Grade Teacher, Cornwall-Lebanon School District*

