

## Welcome to Aluminum Supply Company

Established in 1948, Aluminum Supply Company is committed to providing only the highest quality aluminum supplies to a wide variety of customers. Our experienced and friendly staff is knowledgeable in all areas of our inventory and always takes the time to pay attention to all of our customers' questions and concerns.

Our two divisions maintain a large inventory of extrusions and products commonly used in the commercial construction industry. Our sister company, Marshall Sales, Inc., distributes an extensive variety of fasteners.

### ***Warehouse Division –***

Our Warehouse Division maintains a large inventory of aluminum extrusions which are listed in this catalog. ASCO's most common shapes include square, round and rectangular tubes, angles, channels, solid rod and bar stock. Many of the shapes are available in anodized or mill finish. Other sizes and/or alloys are available upon request.

### ***Sheet Metal Fabrication Division –***

The Sheet Metal Fabrication Division specializes in products commonly used in the commercial construction industry. These products include Factory Mutual <FM> approved fascia and coping systems, gutters, downspouts, and other metal roofing accessories, panel systems, sills and trim pieces.

ASCO also offers custom fabrication, aluminum welding, CAD drawings and much more.

### ***Miscellaneous Items –***

Aluminum Supply stocks a large selection of sheet products and termination bars.

### ***Marshall Sales, Inc. –***

Marshall Sales, established in 1956, is a distributor of blind fasteners. For product, tool, or tool repair information, phone the sales department at 313/491.1700 or visit our website at [www.marshallsales.com](http://www.marshallsales.com).

### ***Quotations and Orders –***

All quotations are subject to change and subject to continued availability of material cited in the quotation.

Telephone orders are accepted at the risk of the buyer, and shipments made before receipt of confirmation are for the special convenience of the buyer.

All orders must be placed (via phone or fax) at least one hour prior to pickup, M–F from 8 AM – 4 PM.

Call 313/491-5040 or fax to 313/491-6380.

We will, at a buyer's request, provide our best estimate of the anticipated time or delivery of any order, but we will have no liability for any non-timely delivery.

### ***Technical Advice –***

None of our agents, employees or representatives have any authority to bind us to any affirmation, representation or warranty other than those stated herein or on our delivery receipts or invoice form. In particular, any technical advice we furnish with respect to the use of materials is given without charge, and we assume no obligation or liability for the advice given or the results obtained, all such advice being given and accepted at buyer risk.

Visit our website at [www.aluminumsupply.com](http://www.aluminumsupply.com).



## **Marshall Holding Company, Inc.**

***Aluminum Supply Co., Inc.  
Wholly-owned Subsidiary***

### ***Product Line***

- **Aluminum Extrusions**
  - Square Tubes
  - Rectangular Tubes
  - Angles
  - Round Tube
  - Channels
  - Solid Rod
  - Bar Stock
  - Sign Stock
- **Sheet Metal Fabrication**
  - Shearing
  - Brake Forming
  - <FM> Approved Fascia & Coping Systems
  - Gutters
  - Downspouts
  - Metal Roofing Accessories
  - Termination Bar
  - Panel Systems
  - Sill and Trim Pieces
- **Standard Sheet Stock**
  - Aluminum Sheet
  - Painted Sheet
  - Anodized Sheet
  - Stainless Steel Sheet
  - Galvanized Sheet
  - Copper Sheet

## **Marshall Sales, Inc.\***

***Wholly-owned Subsidiary***

### ***Product Line***

- **Blind Fasteners**
  - Rivets
  - Threaded Inserts
  - Well-Nut
  - Jack Nut
- **Threaded Products**
  - Bolts, Nuts & Screws
  - Socket Products
  - Rod
- **Anchors**
  - Wedge
  - Drop In
  - Sleeve
  - Hollow Wall
  - Plastic
  - Nail In
  - Masonry/Concrete Screws
- **Washers & Pins**
  - Lock & Flat Washers
  - Structural & Fender Washers
  - Cotter, Roll & Dowel Pins
- **Tools & Fixtures**
  - POP & Avdel/Cherry
  - AVK & Jack Nut
  - Custom Made Rivet Fixtures
- **Pop Rivet Tool Repair Center**

\* For more information, check out the Marshall Sales website at: [www.marshallsales.com](http://www.marshallsales.com).

## ARCHITECTURAL

### 6063-T5 Rods

|                  |     |
|------------------|-----|
| Round Rods ..... | 1-1 |
|------------------|-----|

### 6063-T5 Bars

|                       |     |
|-----------------------|-----|
| Square Bar .....      | 2-1 |
| Rectangular Bar ..... | 2-3 |

### 6063-T5 Angles

|                      |     |
|----------------------|-----|
| Equal Angles .....   | 3-1 |
| Unequal Angles ..... | 3-3 |

### 6063-T5 Channels

|                      |     |
|----------------------|-----|
| Channels .....       | 4-1 |
| Glass Channels ..... | 4-3 |
| Glass H Beams .....  | 4-3 |

### 6063-T5 Tees & Zees

|            |     |
|------------|-----|
| Tees ..... | 5-1 |
| Zees ..... | 5-1 |

### 6063-T5 Tubes

|                   |     |
|-------------------|-----|
| Round .....       | 6-1 |
| Square .....      | 6-3 |
| Rectangular ..... | 6-5 |

### 6063-T5 Pipes

|                     |     |
|---------------------|-----|
| Aluminum Pipe ..... | 7-1 |
|---------------------|-----|

### 6063-T5 Frame Stock

|                        |     |
|------------------------|-----|
| Sign Frame Stock ..... | 8-1 |
|------------------------|-----|

## STRUCTURAL

### 6061-T6 Rods

|                          |     |
|--------------------------|-----|
| Solid Diameter Rod ..... | 9-1 |
|--------------------------|-----|

### 6061-T6 Bars

|                       |      |
|-----------------------|------|
| Square Bar .....      | 10-1 |
| Rectangular Bar ..... | 10-3 |

### 6061-T6 Angles

|                      |      |
|----------------------|------|
| Equal Angles .....   | 11-1 |
| Unequal Angles ..... | 11-1 |

### 6061-T6 Beams/Channels

|                                  |      |
|----------------------------------|------|
| Am. Std./Al. Assn. I Beam .....  | 12-1 |
| Am. Std./Al. Assn. Channel ..... | 12-3 |
| Am. Std./Wide Flange Beam .....  | 12-3 |

## Table of Contents, cont.

### **6061-T6 Tubes**

|                        |      |
|------------------------|------|
| Drawn .....            | 13-1 |
| Extruded .....         | 13-3 |
| Square .....           | 13-5 |
| Rectangular Tube ..... | 13-7 |

### **STANDARD SHEET STOCK**

|                                      |       |
|--------------------------------------|-------|
| Aluminum Sheet & Plate .....         | 14-1  |
| Aluminum & Steel Painted Sheet ..... | 14-5  |
| Anodized Sheet .....                 | 14-6  |
| Stainless Steel Sheet .....          | 14-7  |
| Galvanized Sheet .....               | 14-11 |

### **FABRICATION**

|                                |      |
|--------------------------------|------|
| Fabrication Capabilities ..... | 15-1 |
|--------------------------------|------|

### **CONVERSION CHART**

|                        |      |
|------------------------|------|
| Conversion Sizes ..... | 16-1 |
|------------------------|------|

# 6063-T5 Round Rod



| Dimensions          | Weight/<br>Piece | Finish |      |        |     |
|---------------------|------------------|--------|------|--------|-----|
|                     |                  | M.F.   | C.A. | D.B.A. | BLK |
| .250 DIA. ROD X 12' | .70              | X      |      |        |     |
| .375 DIA. ROD X 16' | 2.13             | X      |      |        |     |
| .500 DIA. ROD X 16' | 3.68             | X      |      |        |     |
| .625 DIA. ROD X 16' | 5.89             | X      |      |        |     |
| .750 DIA. ROD X 16' | 8.32             | X      |      |        |     |
| 1.00 DIA. ROD X 16' | 14.77            | X      |      |        |     |
| 1.25 DIA. ROD X 16' | 29.40            | X      |      |        |     |
| 1.50 DIA. ROD X 16' | 33.36            | X      |      |        |     |
| 1.75 DIA. ROD X 16' | 45.07            | X      |      |        |     |

# 6063-T5 Square Bar



| Dimensions         | Weight/<br>Piece | Finish |      |        |     |
|--------------------|------------------|--------|------|--------|-----|
|                    |                  | M.F.   | C.A. | D.B.A. | BLK |
| .250 SQ. BAR X 16' | 1.20             | X      |      |        |     |
| .375 SQ. BAR X 16' | 2.70             | X      |      |        |     |
| .500 SQ. BAR X 16' | 4.70             | X      |      |        |     |
| .625 SQ. BAR X 16' | 7.50             | X      |      |        |     |
| .750 SQ. BAR X 16' | 10.59            | X      |      |        |     |
| 1.00 SQ. BAR X 16' | 18.82            | X      |      |        |     |
| 1.25 SQ. BAR X 16' | 29.41            | X      |      |        |     |
| 1.50 SQ. BAR X 16' | 42.34            | X      |      |        |     |
| 1.75 SQ. BAR X 16' | 57.57            | X      |      |        |     |
| 2.00 SQ. BAR X 12' | 75.26            | X      |      |        |     |

# 6063-T5 Rectangular Bar



| Dimensions        | Weight/<br>Piece | Finish |      |        |     |
|-------------------|------------------|--------|------|--------|-----|
|                   |                  | M.F.   | C.A. | D.B.A. | BLK |
| .125 X .500 X 16' | 1.20             | X      |      |        |     |
| .125 X .625 X 16' | 1.50             | X      |      |        |     |
| .125 X .750 X 16' | 1.81             | X      |      |        |     |
| .125 X 1.00 X 16' | 2.40             | X      | X    | X      |     |
| .125 X 1.25 X 16' | 2.99             | X      | X    | X      |     |
| .125 X 1.50 X 16' | 3.60             | X      | X    | X      |     |
| .125 X 1.75 X 16' | 4.22             | X      | X    | X      |     |
| .125 X 2.00 X 16' | 4.80             | X      | X    | X      |     |
| .125 X 2.50 X 16' | 6.00             | X      |      |        |     |
| .125 X 3.00 X 16' | 7.20             | X      |      |        |     |
| .125 X 3.25 X 16' | 7.79             | X      |      |        |     |
| .125 X 3.50 X 16' | 8.22             | X      |      |        |     |
| .125 X 4.00 X 16' | 9.60             | X      |      |        |     |
| .125 X 5.00 X 16' | 11.75            | X      |      |        |     |
| .125 X 6.00 X 16' | 14.06            | X      |      |        |     |
| .125 X 8.00 X 16' | 19.20            | X      |      |        |     |
| .187 X .500 X 16' | 1.75             | X      |      |        |     |
| .187 X .750 X 16' | 2.69             | X      |      |        |     |
| .187 X 1.00 X 16' | 3.52             | X      |      |        |     |
| .187 X 1.25 X 16' | 4.37             | X      |      |        |     |
| .187 X 1.50 X 16' | 5.25             | X      |      |        |     |
| .187 X 1.75 X 16' | 6.30             | X      |      |        |     |
| .187 X 2.00 X 16' | 7.22             | X      |      |        |     |
| .187 X 2.50 X 16' | 8.81             | X      |      |        |     |
| .187 X 3.00 X 16' | 10.77            | X      |      |        |     |
| .187 X 4.00 X 16' | 14.14            | X      |      |        |     |
| .250 X .500 X 16' | 2.40             | X      |      |        |     |
| .250 X .625 X 16' | 3.00             | X      |      |        |     |
| .250 X .750 X 16' | 3.62             | X      |      |        |     |

Additional sizes and alloys are available. Call 800.899.2726.



# 6063-T5 Rectangular Bar, cont.



| Dimensions        | Weight/<br>Piece | Finish |      |        |     |
|-------------------|------------------|--------|------|--------|-----|
|                   |                  | M.F.   | C.A. | D.B.A. | BLK |
| .250 X 1.00 X 16' | 4.80             | X      |      |        |     |
| .250 X 1.25 X 16' | 6.02             | X      | X    |        |     |
| .250 X 1.50 X 16' | 7.20             | X      | X    | X      |     |
| .250 X 1.75 X 16' | 8.40             | X      |      |        |     |
| .250 X 2.00 X 16' | 9.49             | X      |      |        |     |
| .250 X 2.50 X 16' | 12.00            | X      |      |        |     |
| .250 X 3.00 X 16' | 14.40            | X      |      |        |     |
| .250 X 3.50 X 16' | 16.45            | X      |      |        |     |
| .250 X 4.00 X 16' | 19.20            | X      |      |        |     |
| .250 X 5.00 X 16' | 24.00            | X      |      |        |     |
| .250 X 6.00 X 16' | 28.80            | X      |      |        |     |
| .375 X .500 X 16' | 3.60             | X      |      |        |     |
| .375 X .750 X 16' | 5.39             | X      |      |        |     |
| .375 X 1.00 X 16' | 7.06             | X      |      |        |     |
| .375 X 1.25 X 16' | 8.82             | X      |      |        |     |
| .375 X 1.50 X 16' | 10.80            | X      |      |        |     |
| .375 X 1.75 X 16' | 12.34            | X      |      |        |     |
| .375 X 2.00 X 16' | 14.40            | X      |      |        |     |
| .375 X 2.50 X 16' | 18.02            | X      |      |        |     |
| .375 X 3.00 X 16' | 21.60            | X      |      |        |     |
| .375 X 4.00 X 16' | 28.80            | X      |      |        |     |
| .375 X 5.00 X 16' | 35.25            | X      |      |        |     |
| .500 X .750 X 16' | 7.20             | X      |      |        |     |
| .500 X 1.00 X 16' | 9.41             | X      |      |        |     |
| .500 X 1.25 X 16' | 12.00            | X      |      |        |     |
| .500 X 1.50 X 16' | 14.40            | X      | X    | X      | X   |
| .500 X 2.00 X 16' | 18.82            | X      |      |        |     |
| .500 X 2.50 X 16' | 24.00            | X      |      |        |     |
| .500 X 3.00 X 16' | 28.80            | X      |      |        |     |



## 6063-T5 Rectangular Bar, cont.



| Dimensions        | Weight/<br>Piece | Finish |      |        |     |
|-------------------|------------------|--------|------|--------|-----|
|                   |                  | M.F.   | C.A. | D.B.A. | BLK |
| .500 X 4.00 X 16' | 38.40            | X      |      |        |     |
| .625 X 1.00 X 16' | 12.00            | X      |      |        |     |
| .750 X 1.00 X 16' | 14.40            | X      |      |        |     |
| .750 X 1.25 X 16' | 18.02            | X      |      |        |     |
| .750 X 1.50 X 16' | 21.60            | X      |      |        |     |
| .750 X 2.00 X 16' | 28.20            | X      |      |        |     |
| .750 X 3.00 X 16' | 42.34            | X      |      |        |     |
| .750 X 4.00 X 16' | 56.40            | X      |      |        |     |
| 1.00 X 1.25 X 16' | 23.50            | X      |      |        |     |
| 1.00 X 1.50 X 16' | 28.80            | X      |      |        |     |
| 1.00 X 2.00 X 16' | 43.20            | X      |      |        |     |

# 6063-T5 Equal Angles



| Dimensions               | Weight/<br>Piece | Finish |      |        |     |
|--------------------------|------------------|--------|------|--------|-----|
|                          |                  | M.F.   | C.A. | D.B.A. | BLK |
| .500 X .500 X .063 X 16' | 1.09             | X      | X    | X      |     |
| .500 X .500 X .125 X 16' | 2.05             | X      |      |        |     |
| .625 X .625 X .125 X 16' | 2.88             | X      |      |        |     |
| .750 X .750 X .063 X 16' | 1.68             | X      | X    | X      |     |
| .750 X .750 X .125 X 16' | 3.23             | X      | X    | X      |     |
| 1.00 X 1.00 X .063 X 16' | 2.32             | X      | X    | X      |     |
| 1.00 X 1.00 X .125 X 16' | 4.40             | X      | X    | X      |     |
| 1.00 X 1.00 X .188 X 16' | 6.42             | X      |      |        |     |
| 1.00 X 1.00 X .250 X 16' | 8.38             | X      |      |        |     |
| 1.25 X 1.25 X .063 X 16' | 2.91             | X      |      |        |     |
| 1.25 X 1.25 X .125 X 16' | 5.58             | X      |      |        |     |
| 1.25 X 1.25 X .188 X 16' | 8.19             | X      |      |        |     |
| 1.50 X 1.50 X .063 X 16' | 3.50             | X      | X    | X      |     |
| 1.50 X 1.50 X .125 X 16' | 6.91             | X      | X    | X      |     |
| 1.50 X 1.50 X .188 X 16' | 9.95             | X      |      |        |     |
| 1.50 X 1.50 X .250 X 16' | 12.94            | X      |      |        |     |
| 1.75 X 1.75 X .125 X 16' | 8.10             | X      | X    | X      |     |
| 2.00 X 2.00 X .125 X 16' | 9.10             | X      | X    | X      |     |
| 2.00 X 2.00 X .188 X 16' | 13.49            | X      |      |        |     |
| 2.00 X 2.00 X .250 X 16' | 17.65            | X      |      |        |     |
| 2.50 X 2.50 X .125 X 16' | 11.58            | X      |      |        |     |
| 3.00 X 3.00 X .125 X 16' | 13.82            | X      | X    | X      |     |
| 3.00 X 3.00 X .188 X 16' | 20.40            | X      |      |        |     |
| 3.00 X 3.00 X .250 X 16' | 26.94            | X      | X    |        |     |
| 4.00 X 4.00 X .125 X 16' | 18.53            | X      | X    |        |     |
| 4.00 X 4.00 X .250 X 16' | 36.46            | X      |      |        |     |

# 6063-T5 Unequal Angles



| Dimensions                | Weight/<br>Piece | Finish |      |        |     |
|---------------------------|------------------|--------|------|--------|-----|
|                           |                  | M.F.   | C.A. | D.B.A. | BLK |
| .500 X .750 X .125 X 16'  | 2.69             | X      |      |        |     |
| .500 X 1.00 X .125 X 16'  | 3.23             | X      |      |        |     |
| .500 X 1.25 X .125 X 16'  | 3.82             | X      |      |        |     |
| .500 X 1.50 X .125 X 16'  | 4.40             | X      | X    |        |     |
| .500 X 2.00 X .125 X 16'  | 5.70             | X      | X    |        |     |
| .750 X 1.00 X .063 X 16'  | 2.03             | X      |      |        |     |
| .750 X 1.00 X .125 X 16'  | 3.82             | X      |      |        |     |
| .750 X 1.25 X .125 X 16'  | 4.50             | X      |      |        |     |
| .750 X 1.50 X .125 X 16'  | 5.01             | X      |      |        |     |
| .750 X 2.00 X .125 X 16'  | 6.18             | X      | X    | X      |     |
| 1.00 X 1.50 X .063 X 16'  | 2.80             | X      | X    | X      |     |
| 1.00 X 1.50 X .125 X 16'  | 5.70             | X      |      |        |     |
| 1.00 X 2.00 X .063 X 16'  | 3.42             | X      | X    | X      |     |
| 1.00 X 2.00 X .125 X 16'  | 6.75             | X      | X    | X      |     |
| 1.00 X 3.00 X .125 X 16'  | 9.11             | X      |      |        |     |
| 1.25 X 3.50 X .125 X 16'  | 10.29            | X      |      |        |     |
| 1.375 X 3.00 X .125 X 16' | 10.20            | X      | X    | X      |     |
| 1.50 X 2.00 X .125 X 16'  | 7.94             | X      | X    | X      |     |
| 1.50 X 4.00 X .125 X 16'  | 12.88            | X      |      |        |     |
| 2.00 X 2.50 X .125 X 16'  | 10.29            | X      |      |        |     |
| 2.00 X 2.50 X .250 X 16'  | 20.11            | X      |      |        |     |
| 2.00 X 3.00 X .125 X 16'  | 11.70            | X      |      |        |     |
| 2.00 X 3.00 X .250 X 16'  | 22.35            | X      |      |        |     |
| 2.00 X 4.00 X .125 X 16'  | 13.87            | X      | X    |        |     |
| 2.00 X 4.00 X .250 X 20'  | 34.50            | X      |      |        |     |

# 6063-T5 Channels



| Dimensions<br>Base x Leg x Wall | Weight/<br>Piece | Finish |      |        |     |
|---------------------------------|------------------|--------|------|--------|-----|
|                                 |                  | M.F.   | C.A. | D.B.A. | BLK |
| .500 X .375 X .125 X 16'        | 2.40             | X      |      |        |     |
| .500 X .500 X .063 X 16'        | 1.63             | X      | X    | X      |     |
| .500 X .500 X .090 X 16'        | 2.35             | X      |      |        |     |
| .500 X .750 X .125 X 16'        | 4.13             | X      |      |        |     |
| .625 X .625 X .125 X 16'        | 3.90             | X      |      |        |     |
| .750 X .375 X .125 X 16'        | 2.93             | X      |      |        |     |
| .750 X .625 X .063 X 16'        | 2.24             | X      |      |        |     |
| .750 X .750 X .125 X 16'        | 4.70             | X      | X    | X      |     |
| 1.00 X .500 X .125 X 16'        | 4.13             | X      |      |        |     |
| 1.00 X .750 X .125 X 16'        | 5.39             | X      |      |        |     |
| 1.00 X 1.00 X .125 X 16'        | 6.48             | X      | X    | X      |     |
| 1.00 X 2.00 X .125 X 16'        | 11.18            | X      | X    | X      |     |
| 1.25 X .500 X .125 X 16'        | 4.18             | X      |      |        |     |
| 1.25 X .750 X .125 X 16'        | 6.00             | X      |      |        |     |
| 1.25 X 1.00 X .125 X 16'        | 7.20             | X      |      |        |     |
| 1.25 X 1.25 X .125 X 16'        | 8.24             | X      |      |        |     |
| 1.50 X .500 X .125 X 16'        | 5.28             | X      |      |        |     |
| 1.50 X .750 X .063 X 16'        | 3.42             | X      |      |        |     |
| 1.50 X 1.00 X .125 X 16'        | 7.79             | X      |      |        |     |
| 1.50 X 1.50 X .125 X 16'        | 10.21            | X      |      |        |     |
| 1.75 X .500 X .125 X 16'        | 5.89             | X      |      |        |     |
| 1.75 X .750 X .125 X 16'        | 7.06             | X      |      |        |     |
| 1.75 X 1.00 X .125 X 16'        | 8.24             | X      |      |        |     |
| 2.00 X .500 X .125 X 16'        | 6.48             | X      | X    |        |     |
| 2.00 X 1.00 X .125 X 16'        | 9.01             | X      |      |        |     |
| 2.00 X 2.00 X .125 X 16'        | 12.59            | X      |      |        |     |
| 2.00 X 2.00 X .250 X 16'        | 26.40            | X      |      |        |     |
| 2.25 X .875 X .125 X 16'        | 8.99             | X      |      |        |     |
| 2.50 X .750 X .125 X 16'        | 9.01             | X      |      |        |     |

Additional sizes and alloys are available. Call 800.899.2726.

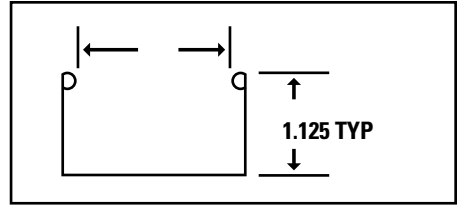


# 6063-T5 Channels, cont.



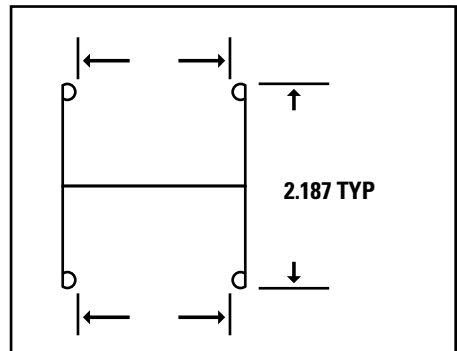
| Dimensions<br>Base x Leg x Wall | Weight/<br>Piece | Finish |      |        |     |
|---------------------------------|------------------|--------|------|--------|-----|
|                                 |                  | M.F.   | C.A. | D.B.A. | BLK |
| 2.50 X 1.50 X .125 X 16'        | 12.61            | X      |      |        |     |
| 3.00 X .500 X .125 X 16'        | 8.99             | X      |      |        |     |
| 3.00 X 1.00 X .125 X 16'        | 11.18            | X      |      |        |     |
| 3.00 X 1.50 X .125 X 16'        | 14.40            | X      |      |        |     |
| 3.00 X 3.00 X .125 X 16'        | 21.01            | X      |      |        |     |
| 4.00 X 1.00 X .125 X 16'        | 13.81            | X      |      |        |     |
| 4.00 X 2.00 X .125 X 16'        | 18.59            | X      |      |        |     |
| 4.50 X 2.00 X .125 X 20'        | 24.74            | X      |      |        |     |
| 5.00 X 2.00 X .188 X 16'        | 30.50            | X      |      |        |     |

# 6063-T5 Glass Channels



## Glass Channel

| Dimensions         | Weight/<br>Piece | Finish |      |        |     |
|--------------------|------------------|--------|------|--------|-----|
|                    |                  | M.F.   | C.A. | D.B.A. | BLK |
| .500 CHANNEL X 20' | 6.20             | X      | X    | X      |     |
| .750 CHANNEL X 20' | 6.60             | X      | X    | X      |     |
| 1.00 CHANNEL X 20' | 6.86             | X      | X    | X      |     |
| 1.25 CHANNEL X 20' | 7.96             | X      | X    | X      |     |



## Glass H Channel

| Dimensions        | Weight/<br>Piece | Finish |      |        |     |
|-------------------|------------------|--------|------|--------|-----|
|                   |                  | M.F.   | C.A. | D.B.A. | BLK |
| 1.00 H BEAM X 20' | 11.20            | X      | X    | X      |     |
| 1.25 H BEAM X 20' | 12.70            | X      | X    | X      |     |



**Tees**

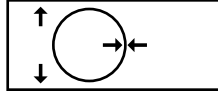
| Dimensions                | Weight/<br>Piece | Finish |      |        |     |
|---------------------------|------------------|--------|------|--------|-----|
|                           |                  | M.F.   | C.A. | D.B.A. | BLK |
| .750 X .750 X .125 X 16'  | 3.30             | X      |      |        |     |
| 1.00 X 1.00 X .125 X 16'  | 4.50             | X      |      |        |     |
| 1.25 X .875 X .125 X 16'  | 4.80             | X      |      |        |     |
| 1.255 X .422 X .060 X 12' | 1.22             | X      | X    |        |     |
| 1.50 X 1.25 X .125 X 16'  | 6.30             | X      |      |        |     |
| 1.25 X 1.50 X .125 X 16'  | 6.50             | X      |      |        |     |
| 1.50 X 1.50 X .188 X 16'  | 6.50             | X      |      |        |     |
| 2.00 X .750 X .125 X 16'  | 6.30             | X      |      |        |     |
| 2.00 X 2.00 X .250 X 16'  | 18.02            | X      |      |        |     |
| 3.00 X 1.50 X .125 X 20'  | 9.89             | X      |      |        |     |
| 3.00 X 1.625 X .125 X 20' | 12.98            | X      |      |        |     |
| 3.00 X 3.00 X .188 X 16'  | 20.64            | X      |      |        |     |



**Zees**

| Dimensions               | Weight/<br>Piece | Finish |      |        |     |
|--------------------------|------------------|--------|------|--------|-----|
|                          |                  | M.F.   | C.A. | D.B.A. | BLK |
| .250 X .625 X .063 X 16' | 1.47             | X      |      |        |     |
| .875 X .750 X .125 X 16' | 5.01             | X      |      |        |     |

# 6063-T5 Round Tubes



| Dimensions            | Weight/<br>Piece | Finish |      |        |     |
|-----------------------|------------------|--------|------|--------|-----|
|                       |                  | M.F.   | C.A. | D.B.A. | BLK |
| .500 O.D X .063 X 12' | 1.26             | X      |      |        |     |
| .750 O.D X .063 X 12' | 2.02             | X      |      |        |     |
| .750 O.D X .125 X 12' | 5.93             | X      |      |        |     |
| .750 O.D X .063 X 12' | 2.02             | X      |      |        |     |
| .875 O.D X .058 X 20' | 3.58             | X      |      |        |     |
| 1.00 O.D X .090 X 12' | 3.82             | X      |      |        |     |
| 1.00 O.D X .125 X 16' | 6.48             | X      |      |        |     |
| 1.25 O.D X .063 X 20' | 5.80             | X      |      |        |     |
| 1.25 O.D X .125 X 16' | 8.48             | X      |      |        |     |
| 1.50 O.D X .125 X 20' | 12.68            | X      |      |        |     |
| 1.75 O.D X .250 X 20' | 1.42             | X      |      |        |     |
| 2.00 O.D X .125 X 20' | 17.66            | X      |      |        |     |
| 2.50 O.D X .065 X 96" | 4.70             |        | X    |        |     |

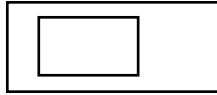


## 6063-T5 Square Tubes



| Dimensions            | Weight/<br>Piece | Finish |      |        |     |
|-----------------------|------------------|--------|------|--------|-----|
|                       |                  | M.F.   | C.A. | D.B.A. | BLK |
| .500 SQ. X .063 X 21' | 2.67             | X      |      |        |     |
| .750 SQ. X .063 X 21' | 4.31             | X      |      |        |     |
| .750 SQ. X .125 X 21' | 7.75             | X      |      |        |     |
| .875 SQ. X .063 X 21' | 4.81             | X      |      |        |     |
| 1.00 SQ. X .063 X 21' | 5.75             | X      | X    |        |     |
| 1.00 SQ. X .125 X 21' | 11.03            | X      | X    |        |     |
| 1.25 SQ. X .125 X 21' | 14.18            | X      |      |        |     |
| 1.50 SQ. X .063 X 21' | 9.02             | X      |      |        |     |
| 1.50 SQ. X .125 X 21' | 17.43            | X      |      |        |     |
| 1.50 SQ. X .250 X 21' | 31.63            | X      |      |        |     |
| 1.75 SQ. X .125 X 24' | 22.94            | X      | X    | X      |     |
| 2.00 SQ. X .063 X 21' | 12.78            | X      |      |        |     |
| 2.00 SQ. X .125 X 21' | 23.80            | X      | X    |        |     |
| 2.00 SQ. X .188 X 21' | 33.66            | X      |      |        |     |
| 2.00 SQ. X .250 X 21' | 44.10            | X      |      |        |     |
| 2.50 SQ. X .125 X 21' | 29.34            | X      | X    |        |     |
| 2.50 SQ. X .250 X 21' | 43.22            | X      |      |        |     |
| 3.00 SQ. X .125 X 21' | 36.50            | X      | X    |        |     |
| 3.00 SQ. X .188 X 21' | 52.23            | X      |      |        |     |
| 3.00 SQ. X .250 X 21' | 67.91            | X      |      |        |     |
| 3.50 SQ. X .125 X 21' | 80.56            | X      |      |        |     |
| 4.00 SQ. X .125 X 21' | 49.14            | X      | X    |        |     |
| 4.00 SQ. X .250 X 21' | 94.50            | X      |      |        |     |
| 5.00 SQ. X .125 X 21' | 60.21            | X      |      |        |     |
| 5.00 SQ. X .250 X 21' | 117.31           | X      |      |        |     |
| 6.00 SQ. X .125 X 21' | 72.56            | X      |      |        |     |
| 6.00 SQ. X .250 X 21' | 142.00           | X      |      |        |     |
| 8.00 SQ. X .188 X 24' | 165.82           | X      |      |        |     |

# 6063-T5 Rectangular Tubes

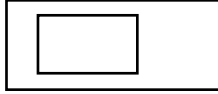


| Dimensions               | Weight/<br>Piece | Finish |      |        |     |
|--------------------------|------------------|--------|------|--------|-----|
|                          |                  | M.F.   | C.A. | D.B.A. | BLK |
| .500 X 1.00 X .063 X 21' | 4.24             | X      |      |        |     |
| .500 X 1.00 X .125 X 21' | 7.92             | X      |      |        |     |
| .750 X 1.50 X .125 X 21' | 12.68            | X      |      |        |     |
| 1.00 X 1.50 X .125 X 21' | 14.25            | X      |      |        |     |
| 1.00 X 2.00 X .063 X 21' | 9.18             | X      |      |        |     |
| 1.00 X 2.00 X .125 X 21' | 17.41            | X      |      |        |     |
| 1.00 X 3.00 X .125 X 21' | 23.63            | X      |      |        |     |
| 1.00 X 4.00 X .125 X 21' | 29.95            | X      | X    | X      |     |
| 1.25 X 2.50 X .125 X 21' | 22.18            | X      |      |        |     |
| 1.25 X 3.00 X .125 X 21' | 24.50            | X      |      |        |     |
| 1.50 X 2.00 X .125 X 21' | 20.51            | X      |      |        |     |
| 1.50 X 2.50 X .125 X 21' | 23.60            | X      |      |        |     |
| 1.50 X 3.00 X .125 X 21' | 26.12            | X      |      |        |     |
| 1.50 X 3.00 X .188 X 21' | 38.26            | X      |      |        |     |
| 1.75 X 2.25 X .125 X 21' | 23.65            | X      |      |        |     |
| 1.75 X 3.00 X .125 X 21' | 28.28            | X      |      |        |     |
| 1.75 X 3.50 X .125 X 21' | 30.87            | X      |      |        |     |
| 1.50 X 4.00 X .125 X 21' | 33.10            | X      |      |        |     |
| 1.75 X 4.00 X .125 X 21' | 34.43            | X      | X    | X      |     |
| 1.75 X 4.50 X .125 X 24' | 48.39            | X      | X    |        |     |
| 1.75 X 5.00 X .125 X 21' | 40.40            | X      |      |        |     |
| 2.00 X 3.00 X .125 X 21' | 29.83            | X      |      |        |     |
| 2.00 X 3.00 X .188 X 24' | 50.06            | X      |      |        |     |
| 2.00 X 3.00 X .250 X 21' | 56.70            | X      |      |        |     |
| 2.00 X 4.00 X .125 X 21' | 35.49            | X      |      |        |     |
| 2.00 X 4.00 X .125 X 24' | 40.56            | X      | X    |        |     |
| 2.00 X 4.00 X .250 X 21' | 36.23            | X      |      |        |     |
| 2.00 X 5.00 X .125 X 21' | 42.25            | X      |      |        |     |
| 2.00 X 5.00 X .188 X 21' | 62.77            | X      |      |        |     |

Additional sizes and alloys are available. Call 800.899.2726.

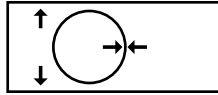


# 6063-T5 Rectangular Tubes, cont.



| Dimensions               | Weight/<br>Piece | Finish |      |        |     |
|--------------------------|------------------|--------|------|--------|-----|
|                          |                  | M.F.   | C.A. | D.B.A. | BLK |
| 2.00 X 6.00 X .125 X 21' | 49.12            | X      | X    | X      |     |
| 2.00 X 6.00 X .188 X 21' | 70.10            | X      |      |        |     |
| 2.00 X 6.00 X .250 X 24' | 108.00           | X      |      |        |     |
| 2.00 X 8.00 X .125 X 21' | 61.70            | X      |      |        |     |
| 2.50 X 5.50 X .125 X 24' | 55.83            | X      |      |        |     |
| 3.00 X 4.00 X .125 X 21' | 42.55            | X      |      |        |     |
| 3.00 X 5.00 X .125 X 21' | 47.80            | X      |      |        |     |
| 3.00 X 6.00 X .125 X 21' | 91.53            | X      |      |        |     |
| 3.00 X 6.00 X .188 X 21' | 81.69            | X      |      |        |     |
| 4.00 X 6.00 X .188 X 21' | 88.73            | X      |      |        |     |
| 4.00 X 6.00 X .250 X 24' | 133.94           | X      |      |        |     |

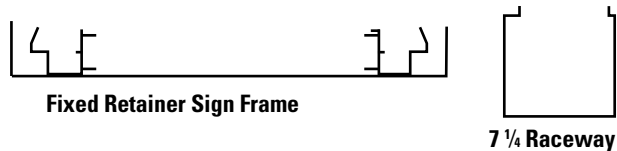
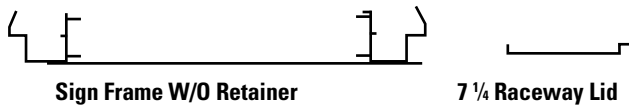
## 6063-T5, 6061-T6 Aluminum Pipe



| Dimensions            | Weight/<br>Piece | Finish<br>M.F. | 6063 T5<br>SCHD 40 | 6061 T6<br>SCHD 40 | 6061 T6<br>SCHD 80 |
|-----------------------|------------------|----------------|--------------------|--------------------|--------------------|
| .125 ALUM PIPE X 12'  | 1.02             | X              |                    | X                  |                    |
| .250 ALUM PIPE X 12'  | 1.76             | X              |                    | X                  |                    |
| .375 ALUM PIPE X 12'  | 2.35             | X              |                    | X                  |                    |
| .500 ALUM PIPE X 20'  | 5.88             | X              | X                  | X                  |                    |
| .750 ALUM PIPE X 20'  | 7.82             | X              | X                  | X                  |                    |
| 1.00 ALUM PIPE X 20'  | 11.62            | X              | X                  | X                  | X                  |
| 1.25 ALUM PIPE X 20'  | 15.72            | X              | X                  | X                  | X                  |
| 1.50 ALUM PIPE X 20'  | 18.80            | X              | X                  | X                  | X                  |
| 2.00 ALUM PIPE X 20'  | 25.28            | X              | X                  | X                  | X                  |
| 2.50 ALUM PIPE X 20'  | 40.08            | X              | X                  | X                  | X                  |
| 3.00 ALUM PIPE X 20'  | 52.42            | X              | X                  | X                  | X                  |
| 3.50 ALUM PIPE X 20'  | 63.02            | X              | X                  | X                  | X                  |
| 4.00 ALUM PIPE X 20'  | 74.66            | X              | X                  | X                  | X                  |
| 5.00 ALUM PIPE X 20'  | 101.14           | X              | X                  | X                  | X                  |
| 6.00 ALUM PIPE X 20'  | 131.22           | X              | X                  | X                  | X                  |
| 8.00 ALUM PIPE X 20'  | 197.56           | X              | X                  | X                  |                    |
| 10.00 ALUM PIPE X 20' | 280.00           | X              | X                  | X                  |                    |
| 12.00 ALUM PIPE X 20' | 370.40           | X              | X                  | X                  |                    |

# 6063-T5 Sign Frame Stock

| Dimensions                    | Weight/<br>Piece | Finish<br>M.F. |
|-------------------------------|------------------|----------------|
| 7.25" RACEWAY X 20'           | 74.54            | X              |
| 7.25" RACEWAY LID X 20'       | 36.16            | X              |
| 4" FRAME W/O RTNR X 24'6"     | 20.04            | X              |
| 4" FRAME W/ RTNR X 24'6"      | 27.25            | X              |
| 7" FRAME W/O RTNR X 24'6"     | 24.60            | X              |
| 7" FRAME W/ RTNR X 24'6"      | 36.43            | X              |
| 10" FRAME W/O RTNR X 24'6"    | 55.54            | X              |
| 10" FRAME W/ RTNR X 24'6"     | 76.69            | X              |
| 12" FRAME W/O RTNR X 24'6"    | 62.89            | X              |
| 12" FRAME W/ RTNR X 24'6"     | 84.04            | X              |
| SIGN FRAME ANG 4" X 24'6"     | 2.94             | X              |
| SIGN FRAME ANG 7" X 24'6"     | 5.42             | X              |
| SIGN FRAME ANG 1 1/2" X 24'6" | 10.56            | X              |
| 1.50" DOUBLE TEE X 24'        | 10.04            | X              |



Additional sizes and alloys are available. Call 800.899.2726.



## 6061-T6 Solid Diameter Rods



| Dimensions       | Weight/<br>Piece | Finish<br>M.F. |
|------------------|------------------|----------------|
| .125 DIA. X 12'  | 0.17             | M. F.          |
| .250 DIA. X 12'  | 0.69             | M.F.           |
| .313 DIA. X 12'  | 1.08             | M. F.          |
| .375 DIA. X 12'  | 1.56             | M. F.          |
| .438 DIA. X 12'  | 2.12             | M.F.           |
| .500 DIA. X 12'  | 2.77             | M. F.          |
| .625 DIA. X 12'  | 4.32             | M. F.          |
| .813 DIA. X 12'  | 7.31             | M. F.          |
| .875 DIA. X 12'  | 8.48             | M. F.          |
| 1.00 DIA. X 12'  | 11.07            | M. F.          |
| 1.125 DIA. X 12' | 14.02            | M. F.          |
| 1.188 DIA. X 12' | 15.62            | M.F.           |
| 1.250 DIA. X 12' | 17.30            | M. F.          |
| 1.375 DIA. X 12' | 20.94            | M.F.           |
| 1.500 DIA. X 12' | 24.91            | M. F.          |
| 1.563 DIA. X 12' | 27.04            | M. F.          |
| 1.625 DIA. X 12' | 29.23            | M.F.           |
| 1.750 DIA. X 12' | 33.91            | M.F.           |
| 1.875 DIA. X 12' | 36.37            | M. F.          |
| 2.00 DIA. X 12'  | 44.29            | M. F.          |
| 2.50 DIA X 12'   | 69.20            | M. F.          |
| 3.00 DIA. X 12'  | 99.65            | M.F.           |
| 3.50 DIA. X 12'  | 135.60           | M.F.           |
| 4.00 DIA. X 12'  | 177.12           | M.F.           |
| 4.50 DIA. X 12'  | 224.16           | M.F.           |
| 5.00 DIA. X 12'  | 276.84           | M. F.          |
| 5.50 DIA. X 12'  | 336.00           | M.F.           |
| 6.00 DIA. X 12'  | 398.64           | M.F.           |
| 6.50 DIA. X 12'  | 467.76           | M.F.           |

| Dimensions      | Weight/<br>Piece | Finish<br>M.F. |
|-----------------|------------------|----------------|
| 7.00 DIA. X 12' | 542.52           | M.F.           |
| 7.50 DIA. X 12' | 622.80           | M.F.           |
| 8.00 DIA. X 12' | 708.60           | M.F.           |

*Additional sizes and alloys are available. Call 800.899.2726.*



## 6061-T6 Square Bar



| <b>Dimensions</b>   | <b>Weight/<br/>Piece</b> | <b>Finish<br/>M.F.</b> |
|---------------------|--------------------------|------------------------|
| .250 SQ. BAR X 12'  | 0.88                     | M.F.                   |
| .313 SQ. BAR X 12'  | 1.38                     | M.F.                   |
| .375 SQ. BAR X 12'  | 1.99                     | M.F.                   |
| .500 SQ. BAR X 12'  | 3.53                     | M.F.                   |
| .750 SQ. BAR X 12'  | 7.91                     | M. F.                  |
| 1.00 SQ. BAR X 12'  | 14.11                    | M.F.                   |
| 1.125 SQ. BAR X 12' | 17.87                    | M.F.                   |
| 1.25 SQ. BAR X 12'  | 22.06                    | M. F.                  |
| 1.50 SQ. BAR X 12'  | 31.75                    | M. F.                  |
| 1.75 SQ. BAR X 12'  | 43.18                    | M.F.                   |
| 2.00 SQ. BAR X 12'  | 56.45                    | M. F.                  |
| 2.50 SQ. BAR X 12'  | 88.12                    | M. F.                  |
| 3.00 SQ. BAR X 12'  | 126.84                   | M. F.                  |
| 3.50 SQ. BAR X 12'  | 172.68                   | M. F.                  |
| 4.00 SQ. BAR X 12'  | 225.60                   | M. F.                  |
| 5.00 SQ. BAR X 12'  | 352.44                   | M. F.                  |
| 6.00 SQ. BAR X 12'  | 508.08                   | M. F.                  |

# 6061-T6 Rectangular Bar



| Dimensions        | Weight/<br>Piece | Finish<br>M.F. |
|-------------------|------------------|----------------|
| .125 X .625 X 12' | 1.14             | X              |
| .125 X .750 X 12' | 1.32             | X              |
| .125 X 1.00 X 12' | 1.76             | X              |
| .125 X 1.25 X 12' | 2.28             | X              |
| .125 X 1.50 X 12' | 2.66             | X              |
| .125 X 2.00 X 12' | 3.53             | X              |
| .125 X 2.25 X 12' | 4.08             | X              |
| .125 X 2.50 X 12' | 4.41             | X              |
| .125 X 3.00 X 12' | 5.29             | X              |
| .125 X 4.00 X 12' | 7.06             | X              |
| .188 X .500 X 12' | 1.37             | X              |
| .188 X .750 X 12' | 1.99             | X              |
| .188 X 1.00 X 12' | 2.66             | X              |
| .188 X 1.25 X 12' | 3.31             | X              |
| .188 X 1.50 X 12' | 3.96             | X              |
| .188 X 2.00 X 12' | 5.29             | X              |
| .188 X 2.50 X 12' | 6.61             | X              |
| .188 X 3.00 X 12' | 7.93             | X              |
| .188 X 3.50 X 12' | 9.28             | X              |
| .188 X 4.00 X 12' | 10.60            | X              |
| .250 X .500 X 12' | 1.80             | X              |
| .250 X .750 X 12' | 2.74             | X              |
| .250 X 1.00 X 12' | 3.60             | X              |
| .250 X 1.25 X 12' | 4.55             | X              |
| .250 X 1.50 X 12' | 5.39             | X              |
| .250 X 1.75 X 12' | 6.29             | X              |
| .250 X 2.00 X 12' | 7.19             | X              |
| .250 X 2.25 X 12' | 7.94             | X              |
| .250 X 2.50 X 12' | 8.99             | X              |

| Dimensions         | Weight/<br>Piece | Finish<br>M.F. |
|--------------------|------------------|----------------|
| .250 X 2.75 X 12'  | 9.71             | X              |
| .250 X 3.00 X 12'  | 10.93            | X              |
| .250 X 3.25 X 12'  | 11.48            | X              |
| .250 X 3.50 X 12'  | 12.36            | X              |
| .250 X 4.00 X 12'  | 14.64            | X              |
| .250 X 4.50 X 12'  | 15.84            | X              |
| .250 X 5.00 X 12'  | 17.64            | X              |
| .250 X 6.00 X 12'  | 21.60            | X              |
| .250 X 7.00 X 12'  | 24.67            | X              |
| .250 X 8.00 X 12'  | 28.20            | X              |
| .250 X 10.00 X 12' | 35.24            | X              |
| .250 X 12.00 X 12' | 42.29            | X              |
| .313 X .500 X 12'  | 2.28             | X              |
| .313 X .750 X 12'  | 3.42             | X              |
| .313 X 1.00 X 12'  | 4.41             | X              |
| .313 X 1.25 X 12'  | 5.51             | X              |
| .313 X 1.50 X 12'  | 6.61             | X              |
| .313 X 2.00 X 12'  | 9.10             | X              |
| .313 X 3.00 X 12'  | 13.68            | X              |
| .313 X 5.00 X 12'  | 21.46            | X              |
| .375 X .500 X 12'  | 2.74             | X              |
| .375 X .750 X 12'  | 4.10             | X              |
| .375 X 1.00 X 12'  | 5.46             | X              |
| .375 X 1.25 X 12'  | 6.83             | X              |
| .375 X 1.50 X 12'  | 8.20             | X              |
| .375 X 1.75 X 12'  | 9.56             | X              |
| .375 X 2.00 X 12'  | 10.93            | X              |
| .375 X 2.50 X 12'  | 13.68            | X              |
| .375 X 2.75 X 12'  | 14.54            | X              |

Additional sizes and alloys are available. Call 800.899.2726.





# 6061-T6 Rectangular Bar, cont.



| Dimensions         | Weight/<br>Piece | Finish<br>M.F. |
|--------------------|------------------|----------------|
| .375 X 3.00 X 12'  | 16.44            | X              |
| .375 X 3.50 X 12'  | 18.48            | X              |
| .375 X 4.00 X 12'  | 21.84            | X              |
| .375 X 5.00 X 12'  | 26.40            | X              |
| .375 X 6.00 X 12'  | 32.76            | X              |
| .375 X 8.00 X 12'  | 42.36            | X              |
| .375 X 10.00 X 12' | 53.04            | X              |
| .375 X 12.00 X 12' | 63.44            | X              |
| .500 X .750 X 12'  | 5.28             | X              |
| .500 X 1.00 X 12'  | 7.06             | X              |
| .500 X 1.25 X 12'  | 8.82             | X              |
| .500 X 1.50 X 12'  | 10.37            | X              |
| .500 X 1.75 X 12'  | 12.34            | X              |
| .500 X 2.00 X 12'  | 14.11            | X              |
| .500 X 2.50 X 12'  | 17.82            | X              |
| .500 X 3.00 X 12'  | 21.17            | X              |
| .500 X 3.50 X 12'  | 24.67            | X              |
| .500 X 4.00 X 12'  | 28.18            | X              |
| .500 X 4.50 X 12'  | 31.72            | X              |
| .500 X 5.00 X 12'  | 35.24            | X              |
| .500 X 5.50 X 12'  | 38.77            | X              |
| .500 X 6.00 X 12'  | 42.34            | X              |
| .500 X 8.00 X 12'  | 56.45            | X              |
| .500 X 10.00 X 12' | 70.49            | X              |
| .500 X 12.00 X 12' | 84.59            | X              |
| .500 X 14.00 X 12' | 98.69            | X              |
| .625 X 1.00 X 12'  | 8.81             | X              |
| .625 X 1.25 X 12'  | 11.01            | X              |
| .625 X 1.50 X 12'  | 13.24            | X              |

| Dimensions         | Weight/<br>Piece | Finish<br>M.F. |
|--------------------|------------------|----------------|
| .625 X 2.00 X 12'  | 17.64            | X              |
| .625 X 3.00 X 12'  | 26.44            | X              |
| .625 X 5.00 X 12'  | 44.05            | X              |
| .750 X 1.00 X 12'  | 10.57            | X              |
| .750 X 1.25 X 12'  | 13.24            | X              |
| .750 X 1.50 X 12'  | 15.53            | X              |
| .750 X 1.75 X 12'  | 18.50            | X              |
| .750 X 2.00 X 12'  | 21.17            | X              |
| .750 X 2.50 X 12'  | 26.41            | X              |
| .750 X 3.00 X 12'  | 31.75            | X              |
| .750 X 3.50 X 12'  | 37.04            | X              |
| .750 X 4.00 X 12'  | 42.26            | X              |
| .750 X 4.50 X 12'  | 47.58            | X              |
| .750 X 5.00 X 12'  | 52.87            | X              |
| .750 X 6.00 X 12'  | 63.50            | X              |
| .750 X 8.00 X 12'  | 112.78           | X              |
| .750 X 10.00 X 12' | 105.96           | X              |
| .750 X 12.00 X 12' | 126.84           | X              |
| 1.00 X 1.25 X 12'  | 17.62            | X              |
| 1.00 X 1.50 X 12'  | 21.38            | X              |
| 1.00 X 1.75 X 12'  | 24.67            | X              |
| 1.00 X 2.00 X 12'  | 28.22            | X              |
| 1.00 X 2.50 X 12'  | 35.24            | X              |
| 1.00 X 3.00 X 12'  | 42.34            | X              |
| 1.00 X 3.50 X 12'  | 49.34            | X              |
| 1.00 X 4.00 X 12'  | 56.45            | X              |
| 1.00 X 5.00 X 12'  | 70.49            | X              |
| 1.00 X 6.00 X 12'  | 84.67            | X              |
| 1.00 X 7.00 X 12'  | 98.69            | X              |

## 6061-T6 Rectangular Bar, cont.



| Dimensions         | Weight/<br>Piece | Finish<br>M.F. |
|--------------------|------------------|----------------|
| 1.00 X 8.00 X 12'  | 112.78           | X              |
| 1.00 X 10.00 X 12' | 141.00           | X              |
| 1.00 X 12.00 X 12' | 169.20           | X              |
| 1.00 X 14.00 X 12' | 197.40           | X              |
| 1.25 X 1.50 X 12'  | 26.44            | X              |
| 1.25 X 2.00 X 12'  | 35.28            | X              |
| 1.25 X 2.50 X 12'  | 44.05            | X              |
| 1.25 X 3.00 X 12'  | 52.87            | X              |
| 1.25 X 4.00 X 12'  | 70.49            | X              |
| 1.25 X 4.50 X 12'  | 79.30            | X              |
| 1.25 X 5.00 X 12'  | 88.12            | X              |
| 1.50 X 2.00 X 12'  | 42.34            | X              |
| 1.50 X 2.50 X 12'  | 52.87            | X              |
| 1.50 X 3.00 X 12'  | 63.50            | X              |
| 1.50 X 4.00 X 12'  | 84.59            | X              |
| 1.50 X 5.00 X 12'  | 108.00           | X              |
| 1.50 X 5.50 X 12'  | 116.30           | X              |
| 1.50 X 6.00 X 12'  | 126.84           | X              |
| 1.50 X 6.50 X 12'  | 137.40           | X              |
| 1.50 X 12.00 X 12' | 253.80           | X              |
| 1.50 X 14.00 X 12' | 296.40           | X              |
| 2.00 X 2.50 X 12'  | 70.49            | X              |
| 2.00 X 3.00 X 12'  | 84.67            | X              |
| 2.00 X 3.50 X 12'  | 98.88            | X              |
| 2.00 X 4.00 X 12'  | 112.78           | X              |
| 2.00 X 5.00 X 12'  | 141.00           | X              |
| 2.00 X 6.00 X 12'  | 169.20           | X              |
| 2.00 X 8.00 X 12'  | 226.80           | X              |
| 2.00 X 10.00 X 12' | 283.20           | X              |

| Dimensions         | Weight/<br>Piece | Finish<br>M.F. |
|--------------------|------------------|----------------|
| 2.00 X 12.00 X 12' | 339.60           | X              |
| 2.00 X 14.00 X 12' | 396.00           | X              |
| 2.50 X 3.00 X 12'  | 105.73           | X              |
| 2.50 X 3.50 X 12'  | 123.36           | X              |
| 2.50 X 4.00 X 12'  | 141.00           | X              |
| 2.50 X 4.50 X 12'  | 158.64           | X              |
| 2.50 X 5.00 X 12'  | 176.28           | X              |
| 2.50 X 3.00 X 12'  | 105.73           | X              |
| 2.50 X 3.50 X 12'  | 123.36           | X              |
| 2.50 X 4.00 X 12'  | 141.00           | X              |
| 2.50 X 4.50 X 12'  | 158.64           | X              |
| 2.50 X 5.00 X 12'  | 176.28           | X              |
| 3.00 X 3.50 X 12'  | 148.08           | X              |
| 3.00 X 4.00 X 12'  | 169.20           | X              |
| 3.00 X 5.00 X 12'  | 211.32           | X              |
| 3.00 X 6.00 X 12'  | 253.80           | X              |
| 4.00 X 5.00 X 12'  | 282.00           | X              |
| 4.00 X 6.00 X 12'  | 338.40           | X              |

*\* Special sizes may also be cut from plate.*

# 6061-T6 Equal Angles/Unequal Angles



## 6061-T6 Equal Angles

| Dimensions               | Weight/<br>Piece | Finish |
|--------------------------|------------------|--------|
| .750 X .750 X .125 X 25' | 5.15             | M. F.  |
| 1.00 X 1.00 X .125 X 25' | 7.03             | M. F.  |
| 1.00 X 1.00 X .188 X 25' | 10.23            | M. F.  |
| 1.00 X 1.00 X .250 X 25' | 12.85            | M. F.  |
| 1.25 X 1.25 X .125 X 25' | 8.90             | M. F.  |
| 1.25 X 1.25 X .188 X 25' | 13.05            | M. F.  |
| 1.25 X 1.25 X .250 X 25' | 16.50            | M. F.  |
| 1.50 X 1.50 X .125 X 25' | 10.88            | M. F.  |
| 1.50 X 1.50 X .188 X 25' | 15.80            | M. F.  |
| 1.50 X 1.50 X .250 X 25' | 20.25            | M. F.  |
| 1.75 X 1.75 X .125 X 25' | 12.75            | M. F.  |
| 1.75 X 1.75 X .188 X 25' | 18.50            | M. F.  |
| 1.75 X 1.75 X .250 X 25' | 24.00            | M. F.  |
| 2.00 X 2.00 X .125 X 25' | 14.53            | M. F.  |
| 2.00 X 2.00 X .188 X 25' | 21.50            | M. F.  |
| 2.00 X 2.00 X .250 X 25' | 28.25            | M. F.  |
| 2.00 X 2.00 X .375 X 25' | 40.25            | M. F.  |
| 2.50 X 2.50 X .188 X 25' | 26.75            | M. F.  |
| 2.50 X 2.50 X .250 X 25' | 35.00            | M. F.  |
| 2.50 X 2.50 X .375 X 25' | 51.25            | M. F.  |
| 3.00 X 3.00 X .188 X 25' | 32.75            | M. F.  |
| 3.00 X 3.00 X .250 X 25' | 42.00            | M. F.  |
| 3.00 X 3.00 X .375 X 25' | 61.75            | M. F.  |
| 3.00 X 3.00 X .500 X 25' | 80.68            | M.F.   |
| 3.50 X 3.50 X .250 X 25' | 49.75            | M. F.  |
| 3.50 X 3.50 X .375 X 25' | 73.25            | M. F.  |
| 3.50 X 3.50 X .500 X 25' | 97.75            | M. F.  |

## 6061-T6 Unequal Angles

| Dimensions               | Weight/<br>Piece | Finish |
|--------------------------|------------------|--------|
| 1.50 X 1.25 X .125 X 25' | 9.68             | M.F.   |
| 1.50 X 1.25 X .188 X 25' | 14.25            | M.F.   |
| 1.50 X 1.25 X .250 X 25' | 18.50            | M. F.  |
| 1.75 X 1.25 X .125 X 25' | 10.53            | M. F.  |
| 1.75 X 1.25 X .188 X 25' | 18.28            | M. F.  |
| 2.00 X 1.50 X .125 X 25' | 12.65            | M. F.  |
| 2.00 X 1.50 X .188 X 25' | 18.37            | M. F.  |
| 2.00 X 1.50 X .250 X 25' | 24.00            | M. F.  |
| 2.50 X 1.50 X .188 X 25' | 21.25            | M. F.  |
| 2.50 X 1.50 X .250 X 25' | 27.75            | M. F.  |
| 2.50 X 2.00 X .188 X 25' | 24.03            | M. F.  |
| 2.50 X 2.00 X .250 X 25' | 31.50            | M. F.  |
| 3.00 X 1.00 X .125 X 25' | 14.53            | M. F.  |
| 3.00 X 2.00 X .188 X 25' | 26.75            | M. F.  |
| 3.00 X 2.00 X .250 X 25' | 35.00            | M. F.  |
| 3.00 X 2.00 X .375 X 25' | 51.25            | M. F.  |
| 3.00 X 2.50 X .250 X 25' | 38.50            | M.F.   |
| 3.50 X 2.50 X .250 X 25' | 42.00            | M. F.  |
| 4.00 X 3.00 X .250 X 25' | 49.75            | M. F.  |
| 4.00 X 3.00 X .375 X 25' | 73.25            | M. F.  |
| 4.00 X 3.00 X .500 X 25' | 95.75            | M. F.  |
| 5.00 X 3.00 X .250 X 25' | 57.00            | M. F.  |
| 5.00 X 3.00 X .375 X 25' | 83.75            | M. F.  |
| 5.00 X 3.00 X .500 X 25' | 110.00           | M. F.  |
| 5.00 X 3.50 X .500 X 25' | 117.68           | M. F.  |
| 6.00 X 3.50 X .375 X 25' | 103.03           | M. F.  |
| 6.00 X 4.00 X .375 X 25' | 106.00           | M. F.  |

# 6061-T6 Equal Angles/Unequal Angles, cont.



## 6061-T6 Equal Angles

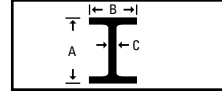
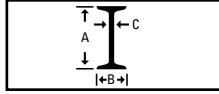
| Dimensions               | Weight/<br>Piece | Finish |
|--------------------------|------------------|--------|
| 4.00 X 4.00 X .250 X 25' | 57.00            | M. F.  |
| 4.00 X 4.00 X .375 X 25' | 84.50            | M. F.  |
| 4.00 X 4.00 X .500 X 25' | 110.25           | M. F.  |
| 5.00 X 5.00 X .375 X 25' | 107.00           | M.F.   |
| 5.00 X 5.00 X .500 X 25' | 139.50           | M.F.   |
| 6.00 X 6.00 X .375 X 25' | 128.00           | M.F.   |
| 6.00 X 6.00 X .500 X 25' | 168.75           | M. F.  |
| 6.00 X 6.00 X .750 X 25' | 252.50           | M. F.  |
| 8.00 X 8.00 X .500 X 25' | 228.50           | M.F.   |
| 8.00 X 8.00 X .750 X 25' | 337.50           | M.F.   |
| 8.00 X 8.00 X 1.00 X 25' | 450.00           | M.F.   |



## 6061-T6 Unequal Angles

| Dimensions               | Weight/<br>Piece |       |
|--------------------------|------------------|-------|
| 6.00 X 4.00 X .500 X 25' | 139.00           | M. F. |



# 6061-T6 Am. Std. I Beams/Al. Assn. I Beam



| Dimensions             | Weight/<br>Piece | Finish<br>M.F. |
|------------------------|------------------|----------------|
| 3 X .170 X 2.33 X 25'  | 49.08            | M. F.          |
| 3 X 349 X 2.509 X 25'  | 64.78            | M. F.          |
| 4 X .190 X 2.66 X 25'  | 66.13            | M. F.          |
| 4 X .326 X 2.796 X 25' | 82.08            | M. F.          |
| 5 X .210 X 3.00 X 25'  | 85.75            | M. F.          |
| 5 X .494 X 3.284 X 25' | 127.50           | M. F.          |
| 6 X .230 X 3.33 X 25'  | 107.55           | M. F.          |
| 6 X .343 X 5.099 X 25' | 127.48           | M. F.          |
| 8 X .270 X 4.00 X 25'  | 158.75           | M. F.          |
| 10 X .310 X 4.66 X 25' | 219.03           | M.F.           |
| 12 X .350 X 5.00 X 25' | 275.00           | M.F.           |

| Dimensions             | Weight/<br>Piece | Finish<br>M.F. |
|------------------------|------------------|----------------|
| 3 X .130 X 2.50 X 25'  | 40.93            | M. F.          |
| 3 X .150 X 2.50 X 25'  | 50.75            | M. F.          |
| 4 X 1.50 X 3.00 X 25'  | 57.78            | M. F.          |
| 4 X .170 X 3.00 X 25'  | 69.83            | M. F.          |
| 5 X .190 X 3.50 X 25'  | 92.50            | M. F.          |
| 6 X .190 X 4.00 X 25'  | 100.75           | M. F.          |
| 6 X .210 X 4.00 X 25'  | 117.30           | M. F.          |
| 7 X .230 X 4.50 X 25'  | 117.88           | M. F.          |
| 7 X .210 X 3.50 X 25'  | 117.88           | M.F.           |
| 8 X .230 X 5.00 X 25'  | 154.53           | M. F.          |
| 8 X .250 X 5.00 X 25'  | 175.58           | M. F.          |
| 9 X .270 X 5.50 X 25'  | 209.03           | M. F.          |
| 10 X .250 X 6.00 X 25' | 216.15           | M. F.          |
| 10 X .290 X 6.00 X 25' | 257.25           | M. F.          |
| 12 X .310 X 7.00 X 25' | 357.25           | M. F.          |

# 6061-T6 Am. Std. Channels/Al. Assn. Channels



| Dimensions              | Weight/<br>Piece | Finish<br>M.F. |
|-------------------------|------------------|----------------|
| 3 X .170 X 1.41 X 25'   | 35.43            | M. F.          |
| 3 X .258 X 1.50 X 25'   | 42.23            | M. F.          |
| 3 X .356 X 1.60 X 25'   | 51.88            | M. F.          |
| 4 X .180 X 1.58 X 25'   | 46.15            | M. F.          |
| 4 X .247 X 1.65 X 25'   | 54.05            | M. F.          |
| 4 X .320 X 1.72 X 25'   | 62.60            | M. F.          |
| 5 X .190 X 1.75 X 25'   | 55.25            | M. F.          |
| 5 X .325 X 1.89 X 25'   | 77.75            | M. F.          |
| 5 X .150 X 2.25 X 25'   | 58.25            | M. F.          |
| 5 X .190 X 2.75 X 25'   | 77.70            | M. F.          |
| 5 X .472 X 2.03 X 25'   | 99.38            | M. F.          |
| 6 X .200 X 1.92 X 25'   | 70.65            | M. F.          |
| 6 X .225 X 1.95 X 25'   | 75.05            | M. F.          |
| 6 X .210 X 3.25 X 25'   | 100.75           | M.F.           |
| 6 X .314 X 2.03 X 25'   | 90.80            | M. F.          |
| 6 X .437 X 2.16 X 25'   | 112.45           | M. F.          |
| 7 X .230 X 2.11 X 25'   | 88.53            | M. F.          |
| 8 X .250 X 2.29 X 25'   | 106.30           | M. F.          |
| 8 X .487 X 2.527 X 25'  | 162.13           | M. F.          |
| 9 X .230 X 2.43 X 25'   | 115.10           | M. F.          |
| 10 X .240 X 2.60 X 25'  | 131.95           | M. F.          |
| 10 X .250 X 3.50 X 25'  | 153.50           | M.F.           |
| 10 X .310 X 4.25 X 25'  | 209.00           | M.F.           |
| 10 X .526 X 2.89 X 25'  | 216.00           | M. F.          |
| 12 X .290 X 4.00 X 25'  | 206.75           | M.F.           |
| 12 X .300 X 2.96 X 25'  | 185.28           | M. F.          |
| 12 X .350 X 5.00 X 25'  | 295.50           | M.F.           |
| 12 X .387 X 3.047 X 25' | 215.98           | M. F.          |
| 12 X .510 X 3.17 X 25'  | 259.50           | M.F.           |

| Dimensions             | Weight/<br>Piece | Finish<br>M.F. |
|------------------------|------------------|----------------|
| 2 X .130 X 1.00 X 25'  | 14.43            | M. F.          |
| 2 X .170 X 1.25 X 25'  | 26.75            | M. F.          |
| 3 X .130 X 1.50 X 25'  | 28.50            | M. F.          |
| 3 X .170 X 1.75 X 25'  | 40.00            | M. F.          |
| 4 X .150 X 2.00 X 25'  | 43.50            | M. F.          |
| 4 X .190 X 2.25 X 25'  | 58.25            | M. F.          |
| 5 X .150 X 2.25 X 25'  | 55.25            | M. F.          |
| 5 X .190 X 2.75 X 25'  | 77.25            | M. F.          |
| 6 X .170 X 2.50 X 25'  | 70.75            | M. F.          |
| 6 X .210 X 3.25 X 25'  | 100.75           | M.F.           |
| 7 X .170 X 2.75 X 25'  | 80.25            | M.F.           |
| 7 X .210 X 3.50 X 25'  | 100.75           | M. F.          |
| 8 X .190 X 3.00 X 25'  | 103.75           | M. F.          |
| 8 X .250 X 3.75 X 25'  | 144.75           | M. F.          |
| 9 X .230 X 3.25 X 25'  | 124.50           | M.F.           |
| 9 X .290 X 4.00 X 25'  | 174.25           | M.F.           |
| 10 X .250 X 3.50 X 25' | 153.45           | M.F.           |
| 10 X .310 X 4.25 X 25' | 209.00           | M. F.          |
| 12 X .290 X 4.00 X 25' | 206.75           | M. F.          |
| 12 X .350 X 5.00 X 25' | 295.50           | M. F.          |

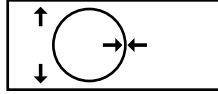
## 6061-T6 Wide Flange Beams

| Dimensions         | Weight/<br>Piece | Finish<br>M.F. |
|--------------------|------------------|----------------|
| 4 X 4 X .313 X 25' | 121.10           | M.F.           |
| 5 X 5 X .313 X 25' | 165.73           | M.F.           |
| 6 X 4 X .230 X 25' | 104.03           | M.F.           |
| 6 X 6 X .240 X 25' | 135.03           | M.F.           |
| 8 X 8 X .288 X 25' | 268.25           | M.F.           |

Additional sizes and alloys are available. Call 800.899.2726.



## 6061-T6 Drawn Round Tubes



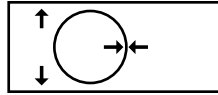
| Dimensions              | Weight/<br>Piece | Finish<br>M.F. |
|-------------------------|------------------|----------------|
| .250 O.D. X .035 X 12'  | 0.34             | M.F.           |
| .250 O.D. X .049 X 12'  | 0.43             | M.F.           |
| .375 O.D. X .035 X 12'  | 0.53             | M.F.           |
| .375 O.D. X .049 X 12'  | 0.71             | M.F.           |
| .500 O.D. X .035 X 12'  | 0.72             | M.F.           |
| .500 O.D. X .049 X 12'  | 0.98             | M.F.           |
| .500 O.D. X .065 X 12'  | 1.25             | M.F.           |
| .625 O.D X .049 X 12'   | 1.25             | M.F.           |
| .625 O.D X .065 X 12'   | 1.61             | M.F.           |
| .750 O.D X .049 X 12'   | 1.52             | M.F.           |
| .750 O.D X .065 X 12'   | 1.98             | M.F.           |
| 1.00 O.D X .058 X 12'   | 2.42             | M. F.          |
| 1.00 O.D X .065 X 12'   | 2.70             | M. F.          |
| 1.00 O.D X .125 X 12'   | 4.85             | M. F.          |
| 1.125 O.D X .035 X 12'  | 2.26             | M. F.          |
| 1.125 O.D X .058 X 12'  | 2.75             | M. F.          |
| 1.250 O.D X .049 X 12'  | 2.60             | M. F.          |
| 1.250 O.D X .058 X 12'  | 3.06             | M. F.          |
| 1.250 O.D X .065 X 12'  | 3.42             | M. F.          |
| 1.250 O.D X .083 X 12'  | 4.30             | M. F.          |
| 1.375 O.D X .049 X 12'  | 2.88             | M. F.          |
| 1.375 O.D X .058 X 12'  | 3.38             | M. F.          |
| 1.50 O.D X .058 X 12'   | 3.71             | M. F.          |
| 1.50 O.D X .083 X 12'   | 5.22             | M. F.          |
| 1.50 O.D X .125 X 12'   | 7.62             | M. F.          |
| 1.50 O.D X .250 X 12'   | 13.88            | M. F.          |
| 1.625 O.D. X .058 X 12' | 4.03             | M. F.          |
| 1.625 O.D. X .125 X 12' | 8.40             | M. F.          |
| 1.750 O.D. X .065 X 12' | 4.86             | M. F.          |

| Dimensions              | Weight/<br>Piece | Finish<br>M.F. |
|-------------------------|------------------|----------------|
| 1.750 O.D. X .083 X 12' | 6.12             | M. F.          |
| 2.00 O.D. X .065 X 12'  | 5.58             | M.F.           |
| 2.00 O.D. X .083 X 12'  | 7.08             | M. F.          |
| 2.50 O.D. X .065 X 12'  | 7.02             | M. F.          |
| 2.50 O.D. X .083 X 12'  | 8.89             | M. F.          |
| 3.00 O.D. X .065 X 12'  | 8.46             | M. F.          |
| 3.00 O.D. X .083 X 12'  | 10.74            | M. F.          |
| 3.50 O.D. X .065 X 24'  | 9.90             | M. F.          |

Additional sizes and alloys are available. Call 800.899.2726.



## 6061-T6 Extruded Round Tubes



| Dimensions             | Weight/<br>Piece | Finish<br>M.F. |
|------------------------|------------------|----------------|
| 1.00 O.D. X .250 X 24' | 16.63            | M.F.           |
| 1.50 O.D. X .125 X 24' | 15.24            | M.F.           |
| 1.50 O.D. X .250 X 24' | 27.77            | M.F.           |
| 1.75 O.D. X .125 X 24' | 18.00            | M.F.           |
| 1.75 O.D. X .188 X 24' | 25.94            | M.F.           |
| 1.75 O.D. X .250 X 24' | 33.24            | M.F.           |
| 2.00 O.D. X .125 X 24' | 20.78            | M.F.           |
| 2.00 O.D. X .188 X 24' | 30.22            | M.F.           |
| 2.00 O.D. X .250 X 24' | 38.78            | M.F.           |
| 2.00 O.D. X .375 X 24' | 54.02            | M.F.           |
| 2.25 O.D. X .125 X 24' | 23.54            | M.F.           |
| 2.25 O.D. X .250 X 24' | 44.33            | M.F.           |
| 2.50 O.D. X .125 X 24' | 26.33            | M.F.           |
| 2.50 O.D. X .250 X 24' | 49.87            | M.F.           |
| 2.50 O.D. X .375 X 24' | 70.66            | M.F.           |
| 2.50 O.D. X .500 X 24' | 88.68            | M.F.           |
| 2.75 O.D. X .125 X 24' | 29.09            | M.F.           |
| 2.75 O.D. X .188 X 24' | 42.62            | M.F.           |
| 2.75 O.D. X .250 X 24' | 55.44            | M.F.           |
| 2.75 O.D. X .500 X 24' | 99.74            | M.F.           |
| 3.00 O.D. X .125 X 24' | 31.87            | M.F.           |
| 3.00 O.D. X .250 X 24' | 60.94            | M.F.           |
| 3.00 O.D. X .500 X 24' | 110.83           | M.F.           |
| 3.00 O.D. X .750 X 24' | 166.27           | M.F.           |
| 3.25 O.D. X .125 X 12' | 34.63            | M.F.           |
| 3.25 O.D. X .250 X 12' | 60.94            | M.F.           |
| 3.50 O.D. X .125 X 24' | 37.42            | M.F.           |
| 3.50 O.D. X .250 X 24' | 72.05            | M.F.           |
| 3.75 O.D. X .125 X 24' | 40.20            | M.F.           |

| Dimensions             | Weight/<br>Piece | Finish<br>M.F. |
|------------------------|------------------|----------------|
| 3.75 O.D. X .250 X 24' | 77.59            | M.F.           |
| 3.75 O.D. X .500 X 24' | 59.38            | M.F.           |
| 4.00 O.D. X .125 X 24' | 42.96            | M.F.           |
| 4.00 O.D. X .188 X 24' | 63.53            | M.F.           |
| 4.00 O.D. X .250 X 24' | 83.11            | M.F.           |
| 4.00 O.D. X .500 X 24' | 155.18           | M.F.           |
| 4.50 O.D. X .500 X 24' | 177.34           | M.F.           |
| 4.50 O.D. X .250 X 24' | 94.18            | M.F.           |
| 5.00 O.D. X .250 X 24' | 105.26           | M.F.           |
| 5.00 O.D. X .500 X 24' | 199.51           | M.F.           |
| 5.50 O.D. X .250 X 24' | 116.28           | M.F.           |
| 5.50 O.D. X .500 X 24' | 221.66           | M.F.           |
| 6.00 O.D. X .125 X 24' | 64.80            | M.F.           |
| 6.00 O.D. X .188 X 24' | 96.89            | M.F.           |
| 6.00 O.D. X .250 X 24' | 127.46           | M.F.           |
| 6.00 O.D. X .500 X 24' | 243.82           | M.F.           |
| 7.00 O.D. X .500 X 24' | 288.17           | M.F.           |
| 8.00 O.D. X .375 X 24' | 252.00           | M.F.           |
| 8.00 O.D. X .500 X 24' | 332.50           | M.F.           |

Additional sizes and alloys are available. Call 800.899.2726.





## 6061-T6 Square Tubes



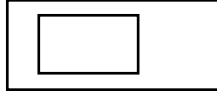
| Dimensions            | Weight/<br>Piece | Finish<br>M.F. |
|-----------------------|------------------|----------------|
| .500 SQ. X .063 X 21' | 2.67             | M. F.          |
| .750 SQ X .063 X 21'  | 4.31             | M.F.           |
| 1.00 SQ. X .125 X 24' | 12.58            | M. F.          |
| 2.00 SQ. X .125 X 24' | 27.02            | M.F.           |
| 2.00 SQ. X .188 X 21' | 23.16            | M. F.          |
| 2.00 SQ. X .250 X 24' | 50.40            | M. F.          |
| 2.50 SQ. X .125 X 24' | 34.20            | M. F.          |
| 2.50 SQ. X .250 X 21' | 63.50            | M. F.          |
| 3.00 SQ. X .188 X 21' | 52.23            | M. F.          |
| 3.00 SQ. X .250 X 21' | 67.91            | M. F.          |
| 4.00 SQ. X .188 X 21' | 80.16            | M. F.          |
| 4.00 SQ. X .250 X 24' | 108.00           | M. F.          |
| 4.00 SQ. X .500 X 21' | 197.57           | M. F.          |
| .500 SQ. X .063 X 21' | 2.67             | M. F.          |
| .750 SQ X .063 X 21'  | 4.31             | M.F.           |
| 1.00 SQ. X .125 X 24' | 12.58            | M. F.          |
| 2.00 SQ. X .125 X 24' | 27.02            | M.F.           |
| 2.00 SQ. X .188 X 21' | 23.16            | M. F.          |
| 2.00 SQ. X .250 X 24' | 50.40            | M. F.          |
| 2.50 SQ. X .125 X 24' | 34.20            | M. F.          |
| 2.50 SQ. X .250 X 21' | 63.50            | M. F.          |
| 3.00 SQ. X .188 X 21' | 52.23            | M. F.          |
| 3.00 SQ. X .250 X 21' | 67.91            | M. F.          |
| 4.00 SQ. X .188 X 21' | 80.16            | M. F.          |
| 4.00 SQ. X .250 X 24' | 108.00           | M. F.          |
| 4.00 SQ. X .500 X 21' | 197.57           | M. F.          |
| 5.00 SQ. X .250 X 24' | 136.80           | M. F.          |
| 6.00 SQ. X .125 X 24' | 84.60            | M. F.          |
| 6.00 SQ. X .250 X 24' | 162.29           | M. F.          |

| Dimensions            | Weight/<br>Piece | Finish<br>M.F. |
|-----------------------|------------------|----------------|
| 6.00 SQ. X .500 X 24' | 310.46           | M. F.          |
| 6.00 SQ. X 1.00 X 24' | 564.48           | M. F.          |
| 8.00 SQ. X .188 X 24' | 165.82           | M. F.          |
| 8.00 SQ. X .250 X 24' | 218.74           | M. F.          |
| 8.00 SQ. X .375 X 24' | 322.82           | M. F.          |
| 8.00 SQ. X .500 X 24' | 423.46           | M. F.          |

Additional sizes and alloys are available. Call 800.899.2726.



## 6061-T6 Rectangular Tubes



| Dimensions               | Weight/<br>Piece | Finish<br>M.F. |
|--------------------------|------------------|----------------|
| .750 X 1.50 X .125 X 21' | 12.35            | M.F.           |
| 1.00 X 2.00 X .125 X 24' | 19.78            | M.F.           |
| 1.50 X 3.00 X .125 X 21' | 26.71            | M.F.           |
| 1.75 X 3.00 X .125 X 21' | 27.78            | M. F.          |
| 1.50 X 2.50 X .125 X 21' | 23.16            | M. F.          |
| 1.75 X 3.50 X .125 X 21' | 30.87            | M. F.          |
| 1.75 X 5.00 X .125 X 21' | 40.13            | M. F.          |
| 2.00 X 3.00 X .125 X 24' | 34.22            | M.F.           |
| 2.00 X 3.00 X .250 X 21' | 55.36            | M. F.          |
| 2.00 X 4.00 X .250 X 24' | 79.20            | M. F.          |
| 2.00 X 5.00 X .188 X 24' | 70.20            | M.F.           |
| 2.00 X 5.00 X .250 X 24' | 93.60            | M.F.           |
| 2.00 X 6.00 X .250 X 24' | 108.00           | M.F.           |
| 3.00 X 4.00 X .125 X 24' | 49.78            | M. F.          |
| 3.00 X 6.00 X .125 X 24' | 63.00            | M. F.          |
| 3.00 X 6.00 X .188 X 24' | 81.69            | M. F.          |
| 4.00 X 6.00 X .188 X 21' | 102.14           | M. F.          |
| 4.00 X 6.00 X .250 X 21' | 117.31           | M.F.           |
| 4.00 X 8.00 X .250 X 28' | 193.20           | M. F.          |

| Gauge | Size     | 3003-H14<br>M.F. | 5052-H32<br>M.F. | 6061-T6<br>M.F. | 3003-H22<br>TREADBRITE | 6061-T6<br>TREADPLATE |
|-------|----------|------------------|------------------|-----------------|------------------------|-----------------------|
| 0.025 | 36 X 96  | X                | X                |                 |                        |                       |
|       | 48 X 96  | X                |                  |                 |                        |                       |
|       | 48 X 120 | X                |                  |                 |                        |                       |
| 0.032 | 36 X 96  | X                | X                | x               |                        |                       |
|       | 48 X 96  | X                | X                | X               |                        |                       |
|       | 48 X 120 | X                | X                | X               |                        |                       |
|       | 48 X 144 | X                | X                | X               |                        |                       |
| 0.040 | 48 X 96  | X                | X                |                 |                        |                       |
|       | 48 X 120 | X                | X                | X               |                        |                       |
|       | 48 X 144 | X                | X                | X               |                        |                       |
|       | 60 X 144 | X                | X                |                 |                        |                       |
| 0.050 | 48 X 96  | X                | X                | X               |                        |                       |
|       | 48 X 120 | X                | X                | X               |                        |                       |
|       | 48 X 144 | X                | X                | X               |                        |                       |
|       | 60 X 120 | X                | X                | X               |                        |                       |
|       | 60 X 144 | X                | X                | X               |                        |                       |
| 0.063 | 48 X 96  | X                | X                | X               | X                      |                       |
|       | 48 X 120 | X                | X                | X               | X                      |                       |
|       | 48 X 144 | X                | X                | X               | X                      |                       |
|       | 60 X 144 | X                | X                | X               |                        |                       |
|       | 72 X 144 |                  | X                |                 |                        |                       |
| 0.080 | 48 X 96  | X                | X                | X               | X                      |                       |
|       | 48 X 120 | X                | X                | X               | X                      |                       |
|       | 48 X 144 | X                | X                | X               |                        |                       |
|       | 60 X 144 | X                | X                | X               |                        |                       |
|       | 72 X 144 | X                | X                |                 |                        |                       |

# Aluminum Sheet, cont.

| Gauge | Size     | 3003-H14<br>M.F. | 5052-H32<br>M.F. | 6061-T6<br>M.F. | 3003-H22<br>TREADBRITE | 6061-T6<br>TREADPLATE |
|-------|----------|------------------|------------------|-----------------|------------------------|-----------------------|
| 0.090 | 48 X 96  | X                | X                | X               |                        |                       |
|       | 48 X 120 | X                | X                | X               |                        |                       |
|       | 48 X 144 | X                | X                | X               |                        |                       |
|       | 60 X 144 | X                | X                | x               |                        |                       |
|       | 72 X 144 | X                | X                |                 |                        |                       |
|       | 0.100    | 48 X 120         | X                | X               | X                      | X                     |
|       | 48 X 144 | X                | X                | X               | X                      | X                     |
|       | 48 X 192 |                  |                  | X               | X                      | X                     |
|       | 60 X 120 | X                | X                | X               | X                      |                       |
|       | 60 X 144 | X                | X                | X               | X                      |                       |
|       | 60 X 192 |                  |                  |                 | X                      |                       |
|       | 72 X 144 | X                | X                | X               |                        |                       |
| 0.125 | 48 X 96  | X                | X                | X               | X                      | X                     |
|       | 48 X 120 | X                | X                | X               | X                      | X                     |
|       | 48 X 144 | X                | X                | X               | X                      | X                     |
|       | 48 X 192 |                  |                  | X               | X                      | X                     |
|       | 60 X 120 | X                | X                | X               | x                      | X                     |
|       | 60 X 144 | X                | X                | X               | X                      | X                     |
|       | 60 X 192 |                  |                  |                 | X                      | X                     |
|       | 72 X 144 | X                | X                | X               | X                      |                       |
|       | 84 X 240 | X                |                  |                 |                        |                       |
| 0.190 | 48 X 96  | X                | X                | X               | X                      | X                     |
|       | 48 X 120 | X                | X                | X               | X                      | X                     |
|       | 48 X 144 | X                | X                | X               | X                      | X                     |
|       | 48 X 192 |                  |                  |                 | X                      | X                     |
|       | 60 X 96  | X                | X                | X               | X                      | X                     |
|       | 60 X 144 | X                | X                | X               | X                      | X                     |
|       | 60 X 192 |                  |                  |                 | X                      | X                     |
|       | 72 X 144 | X                | X                | X               |                        |                       |

## Aluminum Sheet, cont.

| Gauge | Size         | 3003-H14<br>M.F. | 5052-H32<br>M.F. | 6061-T6<br>M.F. | 3003-H22<br>TREADBRITE | 6061-T6<br>TREADPLATE |
|-------|--------------|------------------|------------------|-----------------|------------------------|-----------------------|
| 0.250 | 48 X 96      | X                | X                | X               | X                      | X                     |
|       | 48 X 120     | X                | X                | X               | X                      | X                     |
|       | 48 X 144     | X                | X                | X               | X                      | X                     |
|       | 60 X 144     | X                | X                | X               | X                      | X                     |
|       | 60 X 192     |                  |                  |                 | X                      | X                     |
|       | 72 X 144     | X                | X                | X               |                        |                       |
| 0.375 | 48 X 96      |                  | X                | X               | X                      | X                     |
|       | 48 X 120     |                  | X                | X               | X                      |                       |
|       | 48 X 144     | X                | X                | X               | X                      |                       |
|       | 48 X 192     |                  |                  |                 |                        | X                     |
|       | 60 X 192     |                  |                  |                 |                        | X                     |
|       | 72 X 192     |                  |                  |                 |                        | X                     |
| 0.500 | 48 X 96      |                  | X                | X               |                        | X                     |
|       | 48 X 120     |                  | X                | X               |                        |                       |
|       | 48 X 144     |                  | X                | X               |                        |                       |
|       | 48 X 192     |                  |                  |                 |                        | X                     |
|       | 60 X 96      |                  |                  | X               |                        | X                     |
|       | 60 X 144     |                  |                  | X               |                        |                       |
|       | 60 X 192     |                  |                  |                 |                        | X                     |
|       | 72 X 192     |                  |                  |                 |                        | X                     |
| 0.625 | 48.5 X 96.5  |                  |                  | X               |                        | X                     |
|       | 48.5 X 144.5 |                  |                  | X               |                        | X                     |
| 0.750 | 36.5 X 96.5  |                  |                  | X               |                        | X                     |
|       | 48.5 X 96.5  |                  |                  | X               |                        | X                     |
|       | 48.5 X 120.5 |                  |                  | X               |                        | X                     |
|       | 48.5 X 144.5 |                  |                  | X               |                        | X                     |
|       | 60.5 X 144.5 |                  |                  | X               |                        | X                     |

## Aluminum Sheet, cont.

| Gauge | Size         | 3003 H14<br>M.F. | 5052 H32<br>M.F. | 6061 T6<br>M.F. | 3003 H22<br>TREADBRITE | 6061 T6<br>TREADPLATE |
|-------|--------------|------------------|------------------|-----------------|------------------------|-----------------------|
| 1.00  | 48.5 X 144.5 |                  |                  | X               |                        |                       |
| 1.50  | 48.5 X 144.5 |                  |                  | X               |                        |                       |
| 2.00  | 48.5 X 96.5  |                  |                  | X               |                        |                       |

### Additional sheets are available in the following:

- White enamel
- Stucco embossed
- Expanded
- Perforated
- Corrugated

# Steel & Aluminum Painted Sheets



## Petersen Aluminum

| Color<br>Pac-Clad Standard | Steel  |        | Aluminum |       |       |       |
|----------------------------|--------|--------|----------|-------|-------|-------|
|                            | 24 GA. | 22 GA. | 0.032    | 0.040 | 0.050 | 0.063 |
| ALMOND                     | X      |        | X        | X     | X     |       |
| ARCADIA GREEN              | X      |        | X        |       |       |       |
| AWARD BLUE                 | X      |        | X        |       | X     |       |
| BERKSHIRE BLUE             | X      |        |          |       |       |       |
| BONE WHITE                 | X      | X      | X        | X     | X     | X     |
| BURGANDY                   | X      |        | X        |       |       |       |
| CARDINAL RED               | X      |        | X        |       |       |       |
| CHARCOAL                   | X      |        |          |       |       |       |
| COLONIAL RED               | X      |        | X        |       |       |       |
| DARK BRONZE                | X      | X      | X        | X     |       | X     |
| FOREST GREEN               | X      | X      | X        | X     |       |       |
| GRANITE                    | X      |        | X        |       |       |       |
| HARTFORD GREEN             | X      |        | X        | X     |       |       |
| HEMLOCK GREEN              | X      | X      | X        |       |       |       |
| INTERSTATE BLUE            | X      |        | X        |       |       |       |
| MANSARD BROWN              | X      | X      | X        |       |       |       |
| MATTE BLACK                | X      |        | X        | X     |       | X     |
| MEDIUM BRONZE              | X      | X      | X        | X     |       | X     |
| MILITARY BLUE              | X      |        | X        | X     |       |       |
| MUSKET GRAY                | X      | X      | X        |       |       |       |
| PATINA GREEN               | X      |        | X        | X     |       |       |
| SANDSTONE                  | X      | X      | X        | X     |       | X     |
| SIERRA TAN                 | X      |        | X        | X     |       |       |
| SLATE GRAY                 | X      | X      | X        | X     |       |       |
| STONE WHITE                | X      | X      | X        | X     |       | X     |
| TEAL                       | X      | X      |          | X     |       |       |
| TERRA COTTA                | X      |        | X        |       |       |       |

# Steel & Aluminum Painted Sheets, cont.



## Petersen Aluminum – Metallic Colors

| Color<br>Pac-Clad Metallic | Steel<br>24 GA. | Aluminum |       |       |       |
|----------------------------|-----------------|----------|-------|-------|-------|
|                            |                 | 0.032    | 0.040 | 0.050 | 0.063 |
| AGED COPPER                | X               | X        |       | X     |       |
| CHAMPAGNE                  | X               | X        |       | X     |       |
| COPPER PENNY               | X               | X        |       | X     |       |
| SILVER                     | X               | X        |       | X     |       |
| WEATHERED ZINC             | X               | X        |       | X     |       |
| ZINC                       | X               | X        |       | X     |       |



## Petersen Aluminum – Anodized Sheets

| Color          | 0.032 | 0.040 | 0.050 | 0.063 | 0.080 | .125 |
|----------------|-------|-------|-------|-------|-------|------|
| CLEAR ANODIZED | X     | X     | X     | X     | X     | X    |
| LIGHT BRONZE   | X     | X     | X     | X     | X     |      |
| MEDIUM BRONZE  | X     | X     | X     | X     | X     | X    |
| DARK BRONZE    | X     | X     | X     | X     | X     | X    |
| BLACK          | X     | X     | X     | X     | X     | X    |
| CHAMPAGNE      | X     | X     | X     | X     |       |      |



## 304 Stainless Steel Sheet

| <b>GA.</b>   | <b>Size</b> | <b>Weight/<br/>Piece</b> | <b>2B</b> | <b>#4 POL.</b> | <b>#8 POL.</b> |
|--------------|-------------|--------------------------|-----------|----------------|----------------|
| 28GA. (.015) | 36 X 96     | 15.12                    | X         | X              |                |
|              | 36 X 120    | 18.90                    | X         | X              |                |
|              | 48 X 120    | 25.20                    | X         | X              |                |
| 26GA. (.018) | 36 X 96     | 17.94                    | X         | X              |                |
|              | 48 X 120    | 29.9                     | X         | X              |                |
| 24GA. (.024) | 36 X 120    | 29.61                    | X         | X              |                |
|              | 48 X 120    | 39.48                    | X         | X              |                |
|              | 48 X 144    | 47.38                    | X         |                |                |
| 22GA. (.030) | 36 X 120    | 36.93                    | X         | X              |                |
|              | 48 X 120    | 49.24                    | X         | X              | X              |
|              | 48 X 144    | 59.09                    | X         | X              |                |
| 20GA. (.036) | 36 X 96     | 35.78                    | X         | X              |                |
|              | 36 X 120    | 44.73                    | X         | X              |                |
|              | 48 X 120    | 59.64                    | X         | X              | X              |
|              | 48 X 144    | 71.57                    | X         | X              | X              |
|              | 60 X 120    | 74.55                    | X         | X              |                |
| 18GA. (.048) | 60 X 144    | 90.95                    | X         | X              |                |
|              | 36 X 96     | 48.38                    | X         | X              |                |
|              | 36 X 120    | 60.48                    | X         | X              |                |
|              | 48 X 96     | 64.51                    | X         | X              |                |
|              | 48 X 120    | 80.64                    | X         | X              | X              |
|              | 48 X 144    | 96.77                    | X         | X              | X              |
|              | 60 X 96     | 80.64                    | X         | X              |                |
| 18GA. (.048) | 60 X 120    | 100.8                    | X         | X              |                |
|              | 60 X 144    | 120.96                   | X         | X              |                |

## 304 Stainless Steel Sheet, cont.

| GA.          | Size     | Weight/<br>Piece | 2B | #4 POL. | #8 POL. |
|--------------|----------|------------------|----|---------|---------|
| 16GA. (.060) | 36 X 96  | 59.98            | X  | X       |         |
|              | 36 X 120 | 74.97            | X  | X       |         |
|              | 48 X 96  | 79.97            | X  | X       |         |
|              | 48 X 120 | 99.96            | X  | X       | X       |
|              | 48 X 144 | 119.95           | X  | X       | X       |
|              | 60 X 96  | 99.96            | X  | X       |         |
|              | 60 X 120 | 124.95           | X  | X       |         |
|              | 60 X 144 | 149.94           | X  | X       |         |
| 14GA. (.075) | 48 X 96  | 100.93           | X  | X       |         |
|              | 48 X 120 | 126.16           | X  | X       | X       |
|              | 48 X 144 | 151.39           | X  | X       | X       |
|              | 60 X 120 | 157.7            | X  | X       |         |
|              | 60 X 144 | 189.24           | X  | X       |         |
| 12GA. (.105) | 48 X 96  | 141.66           | X  | X       |         |
|              | 48 X 120 | 177.08           | X  | X       | X       |
|              | 48 X 144 | 212.5            | X  | X       | X       |
|              | 60 X 120 | 221.35           | X  | X       |         |
|              | 60 X 144 | 265.62           | X  | X       |         |
| 11GA. (.120) | 48 X 96  | 161.28           | X  | X       |         |
|              | 48 X 120 | 201.60           | X  | X       | X       |
|              | 48 X 144 | 241.92           | X  | X       | X       |
|              | 60 X 120 | 252.00           | X  | X       |         |
|              | 60 X 144 | 302.40           | X  | X       |         |
| 10GA. (.135) | 48 X 120 | 226.80           | X  | X       | X       |
|              | 48 X 144 | 272.16           | X  | X       | X       |
|              | 60 X 120 | 283.50           | X  | X       |         |
|              | 60 X 144 | 340.20           | X  | X       |         |

## 304 Stainless Steel Sheet, cont.

| GA.         | Size     | Weight/<br>Piece | 2B | #4 POL. | #8 POL. |
|-------------|----------|------------------|----|---------|---------|
| 7GA. (.187) | 48 X 120 | 314.84           | X  | X       | X       |
|             | 48 X 144 | 377.81           | X  | X       | X       |
| 0.250       | 48 X 96  | 357.12           | X  |         |         |
|             | 48 X 120 | 446.40           | X  |         |         |
|             | 48 X 144 | 535.68           | X  |         |         |
|             | 60 X 120 | 558.00           | X  |         |         |
| 0.375       | 48 X 120 | 660.00           | X  |         |         |

**\* All polished items have one side PVC.**

| <b>GA.</b>    | <b>Size</b> | <b>GALVANIZED</b> | <b>GALVANEAL</b> | <b>ELECTRO GALVANIZED</b> |
|---------------|-------------|-------------------|------------------|---------------------------|
| 28GA. (.0187) | 36 X 96     | X                 |                  |                           |
| 26GA (.0217)  | 36 X 96     | X                 |                  |                           |
|               | 48 X 96     | X                 |                  |                           |
| 24GA. (.024)  | 36 X 96     | X                 |                  |                           |
|               | 48 X 120    | X                 | X                | X                         |
|               | 48 X 144    | X                 | X                | X                         |
|               | 60 X 144    | X                 |                  |                           |
| 22GA. (.0336) | 36 X 96     | X                 |                  |                           |
|               | 48 X 120    | X                 | X                | X                         |
|               | 48 X 144    | X                 | X                | X                         |
|               | 60 X 144    | X                 |                  |                           |
| 20ga. (.0396) | 36 X 96     | X                 |                  |                           |
|               | 48 X 120    | X                 | X                | X                         |
|               | 48 X 144    |                   | X                | X                         |
|               | 60 X 144    | X                 |                  |                           |
| 18ga. (.0516) | 36 X 96     | X                 |                  |                           |
|               | 48 X 120    | X                 | X                | X                         |
|               | 48 X 144    | X                 | X                | X                         |
|               | 60 X 144    | X                 |                  |                           |
| 16ga. .0635)  | 36 X 96     | X                 |                  |                           |
|               | 48 X 120    | X                 | X                | X                         |
|               | 48 X 144    | X                 | X                | X                         |
|               | 60 X 144    | X                 |                  |                           |
| 14ga. (.0785) | 36 X 96     | X                 |                  |                           |
|               | 48 X 120    | X                 | X                | X                         |
|               | 48 X 144    | X                 | X                | X                         |
|               | 60 X 144    | X                 |                  |                           |

## Galvanized Sheet, Cont.

| GA.           | Size     | GALVANIZED | GALVANEAL | ELECTRO GALVANIZED |
|---------------|----------|------------|-----------|--------------------|
| 12GA. (.1084) | 36 X 96  | X          |           |                    |
|               | 48 X 120 | X          | X         |                    |
|               | 48 X 144 | X          | X         |                    |
|               | 60 X 144 | X          |           |                    |
| 11GA. (.1233) | 36 X 96  | X          |           |                    |
|               | 48 X 120 | X          | X         |                    |
|               | 48 X 144 | X          | X         |                    |
|               | 60 X 144 | X          |           |                    |
| 10GA. (.1382) | 48 X 120 | X          |           |                    |
|               | 48 X 144 | X          |           |                    |
|               | 60 X 120 | X          |           |                    |
|               | 60 X 144 | X          |           |                    |
| 7GA. (.180)   | 36 X 96  | X          |           |                    |
|               | 48 X 120 | X          |           |                    |
|               | 48 X 144 | X          |           |                    |
|               | 60 X 144 | X          |           |                    |

### Additional sheets are available in the following:

- Copper
- Expanded
- Perforated
- Corrugated

## Fabrication

Aluminum Supply's fabrication department's capabilities include shearing, bending, welding, and saw-cutting.

We have two shears, both able to cut up to ¼" thick aluminum in lengths up to 144".

In addition, we have two press brakes (one digital) that can bend aluminum up to ¼" thick in lengths up to 144", and leaf brake that can bend aluminum up to ⅛" thick in lengths up to 120".

Aluminum Supply fabricates items such as:

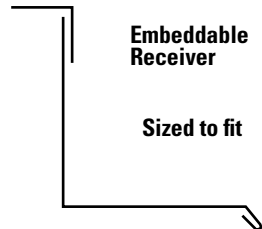
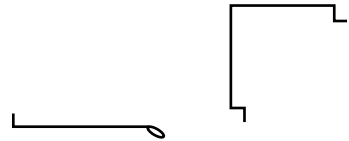
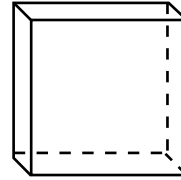
Coping, fascia, gravel, stop, scuppers, pressure bar, flashing and accessories for the roofing trade.

Various sill, corner trim, panels and cladding for the glass and glazing industry.

Many profiles for the masonry trade.

Items listed can be fabricated in aluminum, galvanized, painted galvanized or stainless steel and copper.

All materials are quoted by the job, and are fabricated to the customer's specifications. Our staff's excellent familiarity with the machinery and years of experience ensure accurate parts and fast turn-around.



**Hemmed Drip Edges**

## Conversion Chart

| Fractions | Decimals | Millimeters |
|-----------|----------|-------------|
| 1/64      | .0156    | .3969       |
| 1/32      | .0313    | .7938       |
| 3/64      | .0469    | 1.1906      |
| 1/16      | .0625    | 1.5875      |
| 5/64      | .0781    | 1.9844      |
| 3/32      | .0938    | 2.3813      |
| 7/64      | .1094    | 2.7781      |
| 1/8       | .125     | 3.1750      |
| 9/64      | .1406    | 3.5719      |
| 5/32      | .1563    | 3.9688      |
| 11/64     | .1719    | 4.3656      |
| 3/16      | .1875    | 4.7625      |
| 13/64     | .2031    | 5.1594      |
| 7/32      | .2188    | 5.5563      |
| 15/64     | .2344    | 5.9531      |
| —         | .250     | 6.3500      |
| 17/64     | .2656    | 6.7469      |
| 9/32      | .2813    | 7.1438      |
| 19/64     | .2969    | 7.5406      |
| 5/16      | .3125    | 7.9375      |
| 21/64     | .3281    | 8.3344      |
| 11/32     | .3438    | 8.7313      |
| 23/64     | .3594    | 9.1281      |
| 3/8       | .375     | 9.5250      |
| 25/64     | .3906    | 9.9219      |
| 13/32     | .4063    | 10.3188     |
| 27/64     | .4219    | 10.7156     |
| 7/16      | .4375    | 11.1125     |
| 29/64     | .4531    | 11.5094     |
| 15/32     | .4688    | 11.9063     |
| 31/64     | .4844    | 12.3031     |
| —         | .500     | 12.7000     |

| Fractions | Decimals | Millimeters |
|-----------|----------|-------------|
| 33/64     | .5156    | 13.0969     |
| 17/32     | .5313    | 13.4938     |
| 35/64     | .5469    | 13.8906     |
| 9/16      | .5625    | 14.2875     |
| 37/64     | .5781    | 14.6844     |
| 19/32     | .5938    | 15.0813     |
| 39/64     | .6094    | 15.4781     |
| 5/8       | .625     | 15.8750     |
| 41/64     | .6406    | 16.2719     |
| 21/32     | .6563    | 16.6688     |
| 43/64     | .6719    | 17.0656     |
| 11/16     | .6875    | 17.4625     |
| 45/64     | .7031    | 17.8594     |
| 23/32     | .7188    | 18.2563     |
| 47/64     | .7344    | 18.6531     |
| —         | .750     | 19.0500     |
| 49/64     | .7656    | 19.4469     |
| 25/32     | .7813    | 19.8438     |
| 51/64     | .7969    | 20.2406     |
| 13/16     | .8125    | 20.6375     |
| 53/64     | .8281    | 21.0344     |
| 27/32     | .8438    | 21.4313     |
| 55/64     | .8594    | 21.8281     |
| 7/8       | .875     | 22.250      |
| 57/64     | .8906    | 22.6219     |
| 29/32     | .9063    | 23.0188     |
| 59/64     | .9219    | 23.4156     |
| 15/16     | .9375    | 23.8125     |
| 61/64     | .9531    | 24.2094     |
| 31/32     | .9688    | 24.6063     |
| 63/64     | .9844    | 25.0031     |
| 1         | 1.000    | 25.4000     |

Additional sizes and alloys are available. Call 800.899.2726.

