



“Your Windows to the Future”

Alwin Canopy Windows
135 Terrace Road
Sebenza
Eenvale

PO Box 8475
Edenglen
1613

Tel : 011 452 6753
Fax : 011 452 2346
Cell: 083 537 9142
elbie@alwin.co.za

Created by Elbie Aliferis
2016

WELCOME TO ALWIN CANOPY WINDOWS

“Alwin” was established in 1985 .

We are a manufacturing company that specializes in aftermarket Aluminium Windows for the **Automotive Trade**. We supply fully assembled windows ready to be fitted with the emphases on Excellent Quality, Competitive Pricing Structure and Superior Customer Service. Our windows are manufactured, powder coated and assembled on our premises and are not outsourced in any way.

Alwin Canopy Windows offers you as customer a wide variety of **Standard and Specialized Windows** such as Single Sliding, Double Sliding, Drop Sliders, Solid (with frame) in Clear or Tint (Anti Sun Grey) in a Normal Section (extrusion to fit with rubber) or Plant on Section (extrusion to Pop Rivet or Bolt On) for your Canopy, Motor Home, and Special Projects.

We also launched the long awaiting Gull Wing Windows, **POP-UP Window**; information regarding the product can be obtained upon request.

Our other products at Alwin Canopy Windows include, a full range of **Cab Sliders** (Communication window between the cab and rear of LDV) for all makes and most models of LDV's for example NP200, VW Amarok, Nissan Navara, Bantam, Isuzu, Corsa Viva/Chevy Montana, Ranger T6 and even the Ford F250 just to name a few, including the cab slider for your canopy.

Our range of **Bus, TAXI and Conversion Windows** include Iveco 15 cube LWB, Mercedes Sprinter SWB and LWB, Toyota Quantum LWB and VW Crafter SWB and LWB we can also still offer you the Toyota Venture, Marathon and Zola windows, and we are very excited to intro our own **Proudly South-African - Mercedes Sprinter and Quantum Bond-On Windows** because “local is lekker”.

Canopy **Rear Glass Door** complete, include all the fittings, and is a **Patented Product** of Alwin Canopy Windows and used by a variety of Canopy manufacturers.

Canopy Roof-Racks, Brake Lights, Spoiler Lights, Interior Lights, T-Handles Gas Stays and almost all the **Hardware** and **Rubber** used on a Canopy can be supplied to yourself except for the Fibreglass and Resin.

Our Team here at Alwin Canopy Windows cherish all of our customers individually and therefore belief in Excellent Customer Relations and aim to build a long ongoing relationship with all our customers no matter how big or small. We offer our **Quality Products** to the Canopy Industry, Bus Builders, Mining, Truck/Trailer Builders, Taxi and the Private Sector.

Please brows through our Catalogue for a quick reference to our products and your specific needs, and feel free to contact me should you need any additional information or specifications.



"Your Windows to the Future"

INDEX

<u>Division 1</u>	Standard Side Windows
<u>Division 2</u>	Gull Wing Windows
<u>Division 3</u>	Cab Sliding Windows
<u>Division 4</u>	Specialized Windows
<u>Division 5</u>	Canopy Windows
<u>Division 6</u>	Bus and Conversion Windows
<u>Division 7</u>	Rear Door
<u>Division 8</u>	Hardware & Accessories
<u>Division 9</u>	Alwin Team Structure



"Your Windows to the Future"

ALWIN - STANDARD SIDE WINDOWS

Normal Section / Rubber Fit

Radius (Round) Corners

Black Frame

Single Sliders

Clear Glass



*Gerbers Plant on Solid
300*700

Description

Size (Height * Length)

23*10	240*564
30*12	300*750
27*15	364*666
34*14	360*860
40*15	364*1000
40*18	438*1000
Small Safari	406*624
Medium Safari	440*728
Long Safari	440*868
Roamer Land Rover	440*890
Kango Land Cruiser	490*1320
ZS00152	400*500
ZS00351	480*440
ZS01222	500*800
ZS01370	300*600
ZS00159	900*600

Drop Slider

Plant On / Pop Rivet

Radius (Round) Corners

Black Frame

Single Slider

Clear Glass



*Bos Otter Plant On
300*700
Cab Slider (New)

23*10	224*548
27*15	348*650
30*12	284*734
40*15	348*984
40*18	422*984
Medium Safari	424*712
ZS00155	550*450
Kango Land Cruiser	474*1304
Crew Cab	350*420
Crew Cab Fixed	350*420
Gerber's Solid	300*700

Frame & Solid Glass

Frame & Solid Glass

Please note the above sized does not include our complete range of canopy windows.

Manufacturing Lead time will apply.



"Your Windows to the Future"

ALWIN - GULL WING WINDOWS

Plant On / Pop Rivet
Radius (Round) Corners
Black Frame
Pop Up / Gasstay

Description	Size (Height * Length)
Gull Wing / Pop Up	426*1056 (Standard Size)



***Gull Wing Alwin Hinge**



***Gull Wing Tread with Slider**

Convenience at its best, while you driving slide open the window for ventilation should you transport animals or people and while parked next to the river on your fishing trip close the window and open your Gull Wing for easy access to the back of your vehicle.



***Customized Gull Wing**



***Toyota Land Rover 100
Gull Wing**

- *Gull Wing with Tread Plate
- *Gull Wing with Smooth Alum Sheet
- *Gull Wing with Glass

Gull Wing Windows include all Hardware.

***Customize your Gull Wing Window by sending us your sizes.**



***Toyota Land Cruiser 80
Gull Wing Conversion**



***Pajero Gull Wing Conversion**



Our Gull Wing Windows are designed and manufactured for your convenience and hassle free fitment.

Manufacturing Lead time will apply.



"Your Windows to the Future"

ALWIN - CAB SLIDING WINDOWS

Alwin offers a big range of Cab Sliding Windows for the Vehicle as well as for the Canopy the range include Single Sliders, Double Sliders, Flat and Curve glass available depending on the make and model of the LDV.



*Isuzu RT50 Cab Slider 2013 Model

Code

Small

CS-CHANA/C
CS-DGM
CS-HYUNDAI
CS-HYUNDAI2004
CS-N/S1400-C

Medium

CS-94BANTAM-C
CS-FIAT05
CS-GEELY-C
CS-GOLF-C
CS-HILUX-C
CS-HILUX-R-C

Large

CS-89ISUZU-C
CS-COLT-C
CS-COURIER-C
CS-GWM-C
CS-RANGER-C
CS-TB1800-C
CS-TATA-C

Double Sliders

CS-89ISUZUD/S-C
CS-COLTD/S-C
CS-HILUX2005D/S
CS-HILUXD/S-C
CS-HILUXRD/S-C
CS-RANGERD/S
CS-TXENOND/SC
CS-TATAD/S-C

Description

Manufacturing Lead time will apply

CHANA CAB SLIDER CLEAR
DAIHATSU GRAND MAX CAB SLIDER CLEAR
HYUNDAI CAB SLIDER CLEAR
HYUNDAI 2004 CAB SLIDER CLEAR
N/S 1400 CAB SLIDER CLEAR (HIGH ROOF)

N/S BANTAM '94 CAB SLIDER CLEAR (RUSTLER)
FIAT STRADA '05 CAB SLIDER CLEAR
GEELY CAB SLIDER CLEAR
GOLF CADDY CAB SLIDER CLEAR
HILUX CAB SLIDER CLEAR
HILUX RAIDER CAB SLIDER CLEAR

'89 ISUZU CAB SLIDER CLEAR
COLT CAB SLIDER CLEAR
COURIER CAB SLIDER CLEAR
GWM/GONOW ('89 ISUZU) CAB SLIDER CLEAR
RANGER CAB SLIDER (BT50) CLEAR
NISSAN 1 TONNER CAB SLIDER (NP300) CLEAR
TATA CAB SLIDER CLEAR

'89 ISUZU D/SLIDER CAB SLIDER CLEAR
COLT D/SLIDER CAB SLIDER CLEAR
HILUX 2005 D/SLIDER CAB SLIDER CLEAR
HILUX SRX D/SLIDER CAB SLIDER CLEAR
HILUX RAIDER D/SLIDER CAB SLIDER CLEAR
RANGER D/SLIDER CAB SLIDER CLEAR
TATA XENON D/SLIDER CAB SLIDER CLEAR
TATA D/SLIDER CAB SLIDER CLEAR



ALWIN - CAB SLIDING WINDOWS CONTINUE



*NP300 / ONE TONNER DOUBLE SLIDER (TB1800)

Code

Description

Manufacturing Lead time will apply

Slow Moving

CS-720-C
 CS-KB21-C
 CS-KIA
 CS-L300-C
 CS-MAHINDRA/B
 CS-MAHINDRA/BN
 CS-MAHINDRA/S
 CS-N/SCORTINA-C
 CS-N/SSTALL-C
 CS-NSLC/DS
 CS-O/S1400-C
 CS-O/SBANTAM-C
 CS-O/SCORTINA-C
 CS-O/SHILUX-C
 CS-O/SSTALL-C
 CS-OSLC-C
 CS-PROTON

O/S NISSAN CAB SLIDER CLEAR
 O/S ISUZU CAB SLIDER CLEAR
 KIA '07 CAB SLIDER CLEAR
 HUSKY L300 CAB SLIDER CLEAR
 MAHINDRA BOLERO CAB SLIDER
 MAHINDRA BOLERO NEW CAB SLIDER CLEAR
 MAHINDRA SCORPIO CAB SLIDER CLEAR
 N/S CORTINA CAB SLIDER CLEAR
 N/S STALLION CAB SLIDER CLEAR
 N/S LANDCRUISER 2015 DOUBLE SLIDER CLEAR
 O/S 1400 CAB SLIDER CLEAR (LOW ROOF)
 O/C BANTAM CAB SLIDER CLEAR
 O/C CORTINA CAB SLIDER CLEAR
 O/S HILUX CAB SLIDER CLEAR
 O/S STALLION CAB SLIDER CLEAR
 O/S LANDCRUISER CAB SLIDER CLEAR (FJ45)
 PROTON CAB SLIDER CLEAR

Flat D/Slider with Big Screen

CS-I2004D/S-C
 CS-IRT50D/S-C

ISUZU 2004 D/SLIDER CAB SLIDER CLEAR
 ISUZU 2013 D/SLIDER CAB SLIDER CLEAR (RT50)

Flat with Screen S/Slider

CS-CORSAVIVA
 CS-HILUX2005C
 CS-I2004C
 CS-IRT50C
 CS-NP200

CORSA VIVA / CHEVY MONTANA CAB SLIDER CLEAR
 HILUX 2005 CAB SLIDER CLEAR
 ISUZU 2004 CAB SLIDER CLEAR
 ISUZU 2013 CAB SLIDER CLEAR (RT50)
 NP200 CAB SLIDER CLEAR

Curved with Screen S/Slider

CSC-AMAROK/SS
 CSC-B2002S/O-C
 CSC-CORSA08/130
 CSC-FORDT6-C
 CSC-NN2005WSC

VW AMAROK CURVED S/SLIDER CAB SLIDER TINT
 BANTAM 2002 CURVED S/SLIDER CAB SLIDER (BOET BANTAM)
 CORSA 2008 S/SLIDER CAB SLIDER (CORSA GAMA)
 FORD T6 2012 CAB SLIDER CLEAR
 NISSAN NAVARA 2005 S/SLIDER CAB SLIDER

Curved D/Slider with Screen

CSC-AMAROK/DS
 CSC-NN2005WSD/S

VW AMAROK CURVED D/SLIDER CAB SLIDER TINT
 NISSAN NAVARA 2005 D/SLIDER CAB SLIDER



"Your Windows to the Future"



*ZS00122 P/On 900*450



*Gerbers Plant On D/Slider



*DT Stick on Canopy Window

ALWIN – SPECIAL / CUSTOM WINDOWS

Alwin Canopy Windows offers customers the Choice of Specialised Windows to meet the unique requirements of individuals and companies, with our in-house designs and manufacturing abilities. **Specialised windows** include – **Safari, Staff Transport Vehicles, Mobile Clinic, Mobile Office, Boats, Trailers, Horse Boxes, Campers, Guard Huts, Mining Industry, Machinery** and much more.



*Stone Guard Train Window

Please take note of the following when ordering your customised windows:

In order for us to provide you with the customised windows you desire we need all the specifications to meet your requirements (Please see the easy to complete Special Window Information Sheet) for your convenience.

We would also need Drawings / Samples or Templates. It is also very important to inform us if the sizes is the Window or Hole size.

Should you need additional information regarding any specialised windows, please do not hesitate to contact our sales team for any assistance.



*Toilet Train Window

Manufacturing lead time will apply.



"Your Windows to the Future"

Alwin Canopy Windows
 135 Terrace Road
 Sebenza
 Eenvale

 PO Box 8475
 Edenglen
 1613

Tel : 011 452 6753
 Fax : 011 452 2346
 Cell: 083 537 9142
 elbie@alwin.co.za



COMPANY NAME

Tel No:

Contact Person:

**Rubber Mounted
 Plant On/Pop Rivet**

**Height
 Length
 Window Size:
 Hole Size:
 Drawing/Temp/Sample
 Supplied**

**Clear
 Grey**

**Radius/Round
 Mitre/Square**

**Single Slider
 Drop Sliders
 Double Sliders**

**Right Hands
 Left Hands
 Fixed/Sliding Glass
 Solid**

Delivery Time:

**Customer Sign:
 Date:**

SPECIAL WINDOW INFORMATION SHEET

CONTACT DETAILS

Frame

Size:

Powder Coated

Black Only

--

Glass

Corners

Radius

Sliding Configuration

Quantity

Manufacturing Lead Time

Will apply

--



"Your Windows to the Future"



***SA Ranger D/Cab**



***Canopy King 1400 Long**



***SA Ranger LWB**



***SA Corsa 2004**



***Aero MK 2**



***CWL Med Drop Slider**

ALWIN - CANOPY WINDOWS

We respect and consider all the individual needs for the Canopy Industry and therefore supply a wide variety of Canopy Windows according to the specifications of the Canopy manufacturer.

A variety of options are available such as – Single Sliders, Double Sliders, and Drop Sliders.

We supply windows for the following Canopy Manufactures Fibreglass, and Steel and Canopies:-

- Andy Cab Canopies
- African Canopies / Mogale Canopies
- Aero Canopies
- Beekman Canopies – Selected windows
- Canopy King
- Canopy Workshop
- Canopy Hoek / Club Canopies
- Crestrider Canopies
- Cabworld
- Executive Canopies / Canopy Pro
- Gauteng Canopies
- Getec
- Kango Canopies
- Roamer Rand Canopies
- SA Canopies
- Skytop Canopies

We manufacture Rubber Fit as well as Stick On / Bond On Canopy Windows.

Send us a picture or drawing with the measurements in Height and Length of your window and specify the Canopy Manufacturer, and our trained staff can easily identify the windows you need.



***Andy Cab Plat Side Window**

We also supply a wide range of Aluminium Canopy Manufactures throughout South Africa, with each company's special needs, you can obtain information from our sales team regarding various window options.

Manufacturing lead time will apply.



"Your Windows to the Future"



ALWIN - CANOPY WINDOWS CONTINUE

***Stick-On Gull Wing**



***Alum Canopy Side Gull Wing Window Tread Plate**



***Fibreglass Canopy Side Gull Wing Window Fibre Panel**



Unique inhouse design features the luxury of a Stick-On window with the function of a Gull Wing for easy access to the side of the canopy.



These innovative windows characterize modern technology and design.

Manufacturing lead time will apply.
Pg. 8



“Your Windows to the Future”



***Toyota Quantum**



***Iveco Bond On**



***Iveco Bond On Rear Door Glass**

ALWIN – BUS AND CONVERSION WINDOWS

Alwin Canopy Windows manufactures a variety of Full Frame, Half Frame and Bonded windows to meet the fast growing and demand of the automotive Minibus Conversion and Luxury Bus Windows.

Our Product List includes the Following:

Rubber Fit Minibus Windows:

- Iveco 15 LWB
- Sprinter Old Spec SWB (308)
- Sprinter New Spec SWB (309)
- Sprinter Old Spec LWB (416)
- Sprinter New Spec LWB (518)
- VW Crafter SWB
- VW Crafter LWB

Bond On Minibus Windows:

- Iveco LWB
- Ford Transit
- Toyota Quantum
- Nissan NV200 SWB
- Nissan NV350 LWB
- Sprinter LWB (519)
- VW Crafter LWB



***Mobile Office Conversion**



***Nissan
NV200 SWB Front**

Minibus Conversion windows can be used for Mobile Offices, Clinics, Campers



***Nissan NV350 LWB Front
*Nissan NV350 LWB Rear**



Ambulance Conversion

***Rubber Fit Bus Windows**

Manufacturing lead time will apply.
Pg. 9

ALWIN – BUS AND CONVERSION WINDOWS



“Your Windows to the Future”



***Bond On Conversion Windows Iveco**



Bus window enquiries can be obtained by our sales team.



***VW Bus**

Rubber Fit Windows



***Scania Bus**

Bonded Windows

**Manufacturing lead time will apply.
Pg. 10**



“Your Windows to the Future”

ALWIN – REAR DOOR

Alwin Canopy Windows manufactures a range of Rear Doors; the door has a double curve to fit the shape of the canopy perfectly. The door is supplied as a complete item but all the components inside and outside, is individually available to purchase, see Division 8 for further reference to all the components.



***Full Glass**

Canopy Rear Door

There are different sizes available to suit the canopy manufactures needs. More information can be obtained by our sales team.



"Your Windows to the Future"



Fig. 1



Fig.2



Fig.3



***Aluminium**

Canopy Rear Door

The Aluminium Canopy Rear Door can be manufactured according to specific sizes and design.



Fig.6



Fig.7

Manufacturing lead time will apply.



Fig.8

ALWIN – HARDWARE & ACCESSORIES

Alwin offers a wide variety of Hardware for the automotive industry. All the components used to manufacture our products can be supplied.

Information of additional hardware or accessories not reflecting can be obtained by our sales team.

Our product list includes the following:-

Canopy Roof Racks (Manufacturing lead time will apply)

*Standard (Sporty) Roof Rack # 1 970mm **(Fig.1)**

*Standard (Sporty) Roof Rack # 2 (Adjustable with Sliding Tracks)

*Executive Roof Rack SWB – D/CAB 660mm **(Fig.2)**

*Executive Roof Rack LWB 940mm

*Longitudinal 500mm **(Fig.3)**

*Longitudinal 790mm

*Longitudinal 1270mm

Customize your Roof Rack with the length you require of the aluminium extrusion by shortening or extending the length.

Nylon Canopy Connector / Canopy Saddle **(Fig.4)**

Steel J Clamp Threaded Shaft **(Fig.5)**



Fig.4

Fig.5

Hinges

*Black Alum 5 Hole Hinge **(Fig.6)**

*Stainless Steel ½ Door Hinge Polished **(Fig.7)**

*Stainless Steel Hinge for Alwin Rear Door **(Fig.8)**



“Your Windows to the Future”



Fig.9



Fig.10



Fig.11



Fig.12



Fig.13




Fig.14

ALWIN – HARDWARE & ACCESSORIES

T Handles

- *Pop Up T Handle (Fig.9)
- *Carryboy Handle (Fig.10)
- *Black Threaded T Handle 90° (Fig.11)
- *Black Non Threaded T Handle
- *Chrome Non Threaded T Handle

*Chrome Threaded Paired T Handle (Fig.12)

*Pop Up Replacement T Handle (Fig.13)

*Paddle Handle (Fig.14)

*Press Lever Lock (Fig. 15)



Fig. 15



POP UP T Handle Cover



Star Lock / Arnlock Washer



Cam Lock Plate



Inside / Dummy Handles

- *Nylon / Plastic
- *Steel



"Your Windows to the Future"



Fig.16



ALR 2 ROD Complete 8mm



Fig. 17



TW 1 Locking Rod 10mm & TW 1 Bracket



Fig. 18

Fig.16 - Nylon End Lock (Also available in Steel)

Fig.17 - Nylon Striker Plate

Fig.18 - Nylon Rod Guide

Fig.19 - Nylon Striker Plate Alwin Rear Door



Fig.19



Alwin Window Catch



Alwin Double Slider Cab Slider Catch

ALWIN – HARDWARE & ACCESSORIES

Locking Mechanisms

- *ALR2 Rods Complete with wheels 8mm
- *TW1 Rod 10mm
- *TW1 Rod Brackets



"Your Windows to the Future"



***Bracket & Ball (560)**



***Angle Bracket & Ball**



***Triangle Plate**



***ALR14**




***Roof Rack Centre Support**

**ALWIN –
HARDWARE &
ACCESSORIES**



***LED Interior Light**



***AP 28 Brake Light**

***Alwin LDV Aluminium Lid Cover with gasstays**



***Alwin Aluminium Extrusion**



***Normal Section / Rubber Fit**



***Taxi Section / Rubbe Fit**




***Plant On Section / Pop Rivet**



***Double Rail**

More options available upon request



***Squire Joining Block**




***Std Join Block**



“Your Windows to the Future”

ALWIN – HARDWARE & ACCESSORIES

Gasstays



The range of 4000 Series Gas Stay **include** 6mm end Threads and Nylon / Plastic End Fittings. Gasstays can be ordered from **50N – 750N** Black Cylinder with Black Nitride Rod.

The product range below are standard sizes, for custom lengths contact the sales team including a variety of end fittings.

Gasstay Codes

Gasstay Codes	Centre to Centre Extended length	Stroke	Cylinder & Rod Diameter	Newtons
4040	238mm	82mm	18*8	50 N
4041	288mm	107mm	18*8	50 N
4042	320mm	115mm	18*8	50 N
4023-102	385mm	152mm	18*8	100 N
4023-103	385mm	152mm	18*8	150 N
4023-104	385mm	152mm	18*8	200 N
4301-105	385mm	152mm	18*8	250 N
4023-106	385mm	152mm	18*8	300 N
4023-107	385mm	152mm	18*8	350 N
4074-103	485mm	203mm	18*8	150 N
4074-104	485mm	203mm	18*8	200 N
4074-105	485mm	203mm	18*8	250 N
4074-106	485mm	203mm	18*8	300 N
4074-107	485mm	203mm	18*8	350 N
4074-108	485mm	203mm	18*8	400 N
4074-109	485mm	203mm	18*8	450 N
4074-110	485mm	203mm	18*8	500 N
4141	400mm	184mm	22*10	1000 N

Features and Benefits:

Nitride Coated Piston Rods with High quality Piston seals, nitrogen 5.0 pressure filled for smooth action. Gas filled Cylinder that exert a outward force providing a spring like action to lift and hold open Hatches, Tailgates and Doors. Superior Corrosion resistance. The gasstay should always be mounted with the Rod in a downwards position when the door is fully opened for maximum lubrication to promote extended use and minimizing replacement.



*Gasstay End Fittings