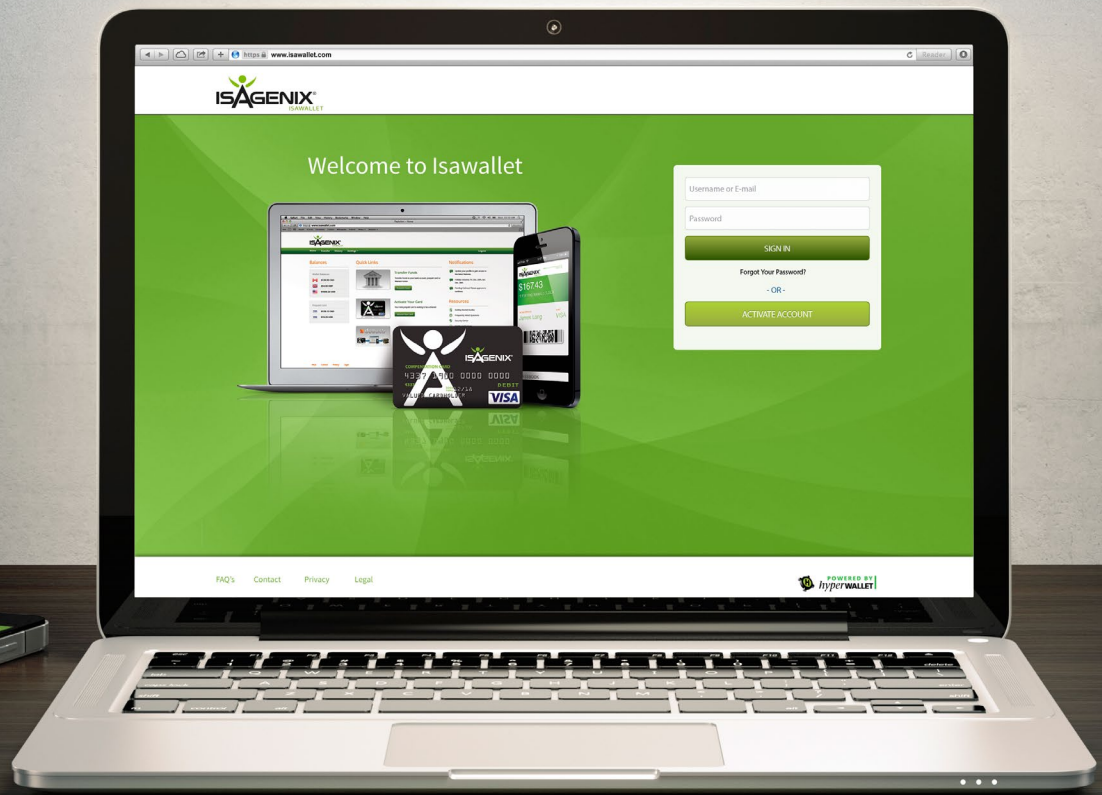


WELCOME TO ISAWALLET



OVERVIEW

Isawallet is a global commission payout service from Isagenix.

The Isawallet interface has been created to enhance your overall experience when receiving commission payments from Isagenix. Isawallet supports greater self-service capabilities so you can easily manage and automate your Pay Portal and prepaid card payout preferences.

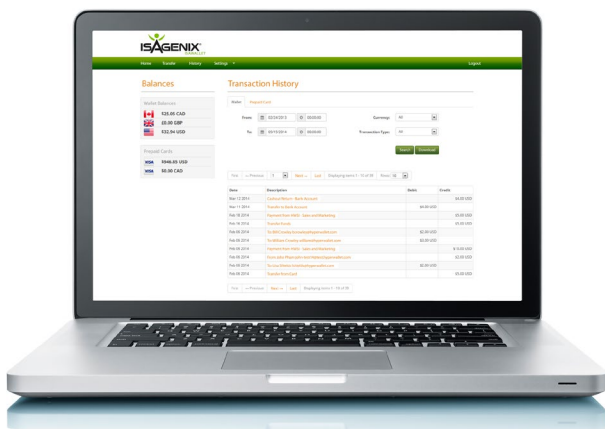
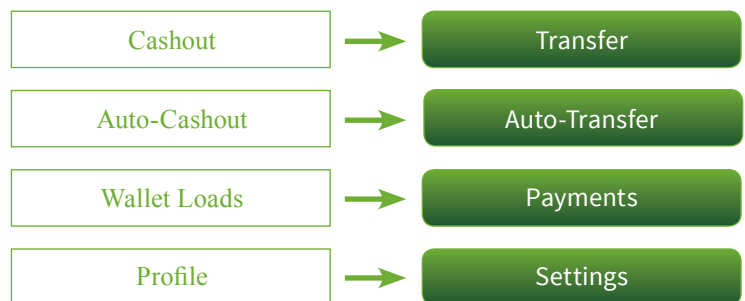
For mobile phone users, you can easily access Isawallet using our Apple or Android apps, enjoy the new mobile-friendly design on your smartphone or tablet's web browser, as well as access your prepaid card balance using Apple Passbook or Android Passwallet.

ISAWALLET FEATURES

- An intuitive website design to enhance your overall experience
- Self-service payee capabilities to suit your payout preferences
- A Transfer Center that consolidates management of all your accounts into a centralized, easy to use dashboard
- Transaction history interface to make finding transactions seamless
- Apple and Android mobile apps as well as integration with Apple Passbook and Android Passwallet
- Mobile-friendly design so you can easily access your account on your smart phone
- Branded e-mails, SMS notifications, and dashboard notifications to inform you of your latest account activity

TERMINOLOGY


We recently updated the terminology used throughout Isawallet to ensure each title or section clearly represents its intended purpose. Here is a list of terminology that has been changed.



WEBSITE NAVIGATION

It is now much easier to find your way around Isawallet, thanks to a simple, easy to use user interface that will significantly improve your overall payments experience.

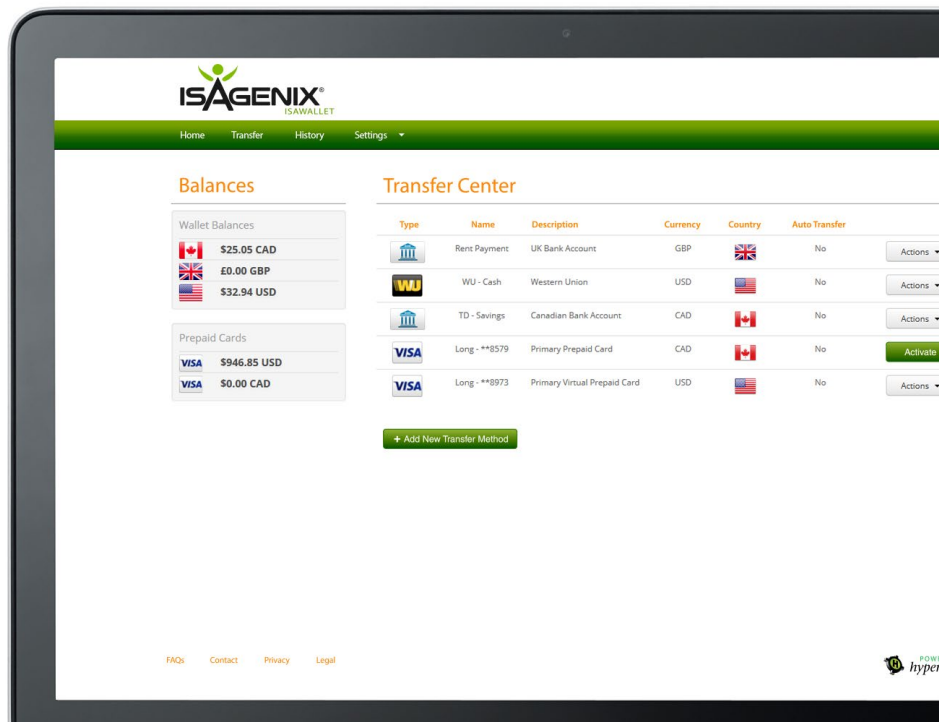
The Isawallet website design offers a highly intuitive experience to ensure that you can seamlessly receive and manage your payments. Take a look below to preview the design.



TRANSFER CENTER

The Transfer Center provides a consolidated view of every transfer method that has been setup in your account. You can add or modify your transfer methods as well as setup automatic transfers.

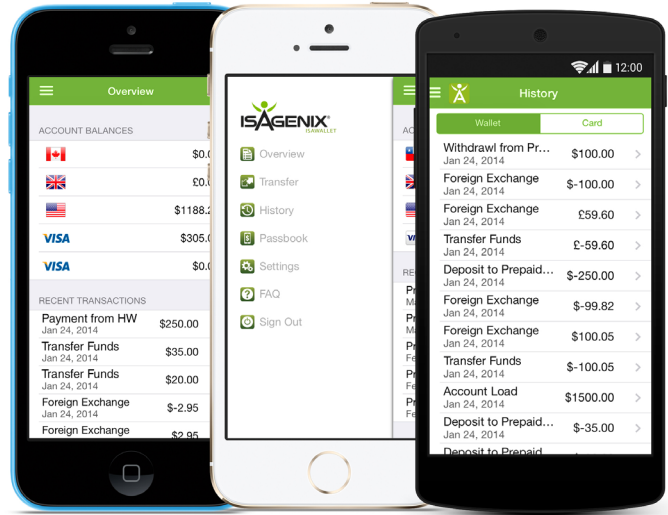
To access the Transfer Center, simply click on **Transfer** in the navigation menu after you have logged in to your Isawallet account.



APPLE AND ANDROID APPS

Our mobile apps for Apple and Android devices provide you with a truly native mobile experience.

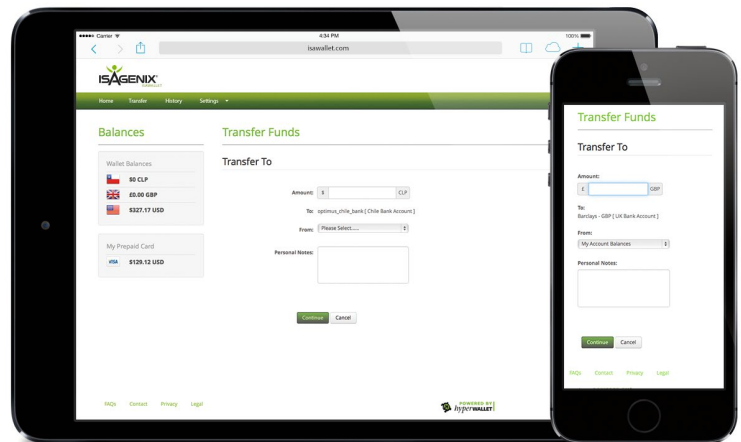
The Isawallet mobile apps make it easier for you to view your account balance, load your card(s), and view your transaction history on-the-fly! The improved navigation will ensure you can effortlessly find what you need.



MOBILE FRIENDLY DESIGN

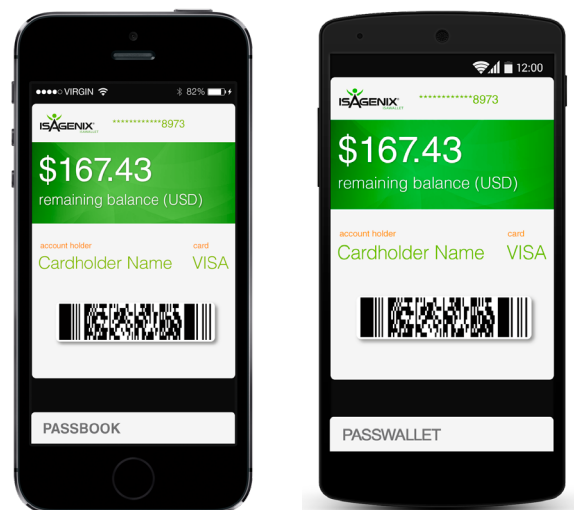
Mobile users have come to expect a more tailored and streamlined experience when it comes to viewing a website on a smartphone or tablet device.

Isawallet's mobile-friendly website design provides a simplified payments experience on any device to ensure you can view, manage, or make payments on the go.



APPLE PASSBOOK & ANDROID PASSWALLET INTEGRATIONS

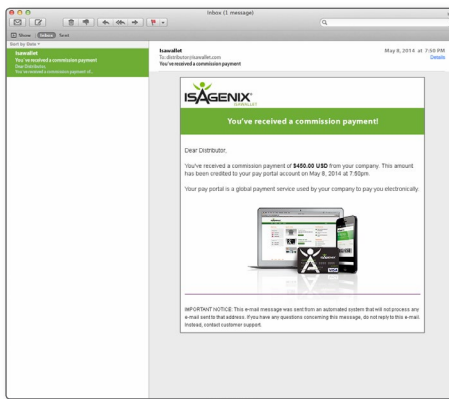
Apple Passbook and Android Passwallet applications allow you to conveniently access your Isawallet prepaid card balance without needing to log into your Isawallet mobile app or online account.



Note: Both Apple Passbook and Android Passwallet require the latest operating system for their respective devices.

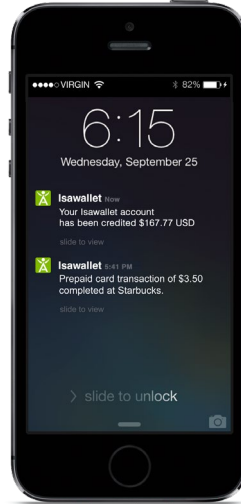
NOTIFICATIONS

BRANDED HTML E-MAILS



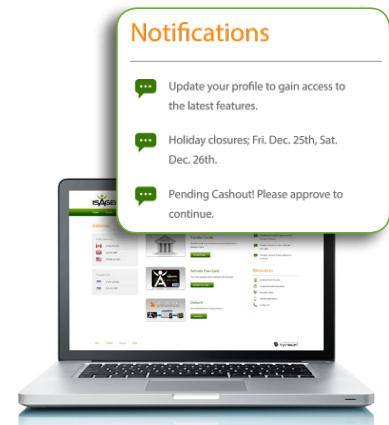
Branded HTML e-mails to provide you with visually appealing notifications that look great and are incredibly easy to read on any device.

SMS NOTIFICATIONS



Easily setup SMS transaction messages that can be sent directly to your mobile phone when commission payments are received, or as transactions are processed.

NOTIFICATION CENTER



The Notification Center keeps you well-informed about any new account activity.

After you login to your account you will notice the Notification Center on the right-hand side of your dashboard.

FREQUENTLY ASKED QUESTIONS

How do I activate my account?

Isagenix will automatically create your Isawallet account on your behalf. Once your account has been created, a new activation e-mail will be sent containing instructions on how to activate your account.

How do I know when I've been paid?

When you receive a payment, it will automatically be credited to your Isawallet account. Each time funds are credited to your Isawallet account, you will receive a notification via e-mail or text messaging (SMS).

Can I transfer funds from my Isawallet Pay Portal to my bank account?

Yes. Depending on your program setup, Isawallet allows you to transfer funds to your bank account, prepaid card, or buy additional product from your sponsoring organization.

Can I transfer funds automatically to my accounts?

Yes. The easiest way to manage your payments is to setup an "Auto Transfer". Once setup, each time you receive a payment your funds will automatically be transferred to your registered bank account, prepaid card or other available payment options. You can split the transfer among multiple accounts (ie. 60% of your to your prepaid card and 40% to your bank account).

Can I review my transaction history?

Yes. You can review all your transactions organized in chronological order and see the details of each transaction. Simply click any account balance to view your transactions, set filters to refine your search, or download and save your transactions.

** Additional information on the new features of Isawallet can be found under the "Resources" menu located on the right-hand side of the website.*