

Welcome to Oregon Coast Community College

ACADEMIC ORIENTATION



OREGON COAST
COMMUNITY COLLEGE

AGENDA

- ▶ Welcome and Introductions
- ▶ Student Success: What you need to know...
 - ▶ Getting Organized: calendars, planners, time management tips..
 - ▶ In the Classroom: attendance, Instructors, syllabus, textbooks...
 - ▶ On-line: Canvas, PCC on-line,....
 - ▶ Tutoring: service for all OCCC students
 - ▶ Electronic Tools and Communication: MY OCCC, College email, MyPCC
- ▶ TOUR OF COLLEGE
- ▶ Academic Advising
 - ▶ Career Advising: OCCC programs, career interests and options, transfer, resources
 - ▶ Preparing for your appointment, courses (pre-requisites, Spanish and Science courses...)
 - ▶ Important Dates: for Spring, 2017
 - ▶ Your GRAD Plan
- ▶ Satisfactory Academic Progress: financial and academic
- ▶ Financial Aid: FAFSA, award letter, grants, loans, scholarships...
- ▶ Course Registration

Introductions

- ▶ Name
- ▶ What are some of the reasons that brought you to college?
 - ▶ Share anything about your program of study, career goals, background and/or interests
- ▶ What will help you to succeed at OCCC?
 - ▶ What strengths do you bring with you? Who are your role models....sources of inspiration?
- ▶ Anything else you wish to share and/or a question you hope will be answered today ?

Your Student Services Team is here to



Changing Expectations and Your Success

- ▶ College is Voluntary and Costly: Tuition & Fees, Books, etc.
- ▶ Time Management: Rather than having a schedule structured by others you manage your own time.
- ▶ Self Motivation: Instructors often times will not remind you of deadlines they expect you to know them after the first day of class per the syllabus.
- ▶ Note Taking: Take advantage of in class time lectures, this information may not be necessarily given to you after class.

Calendars, Planners, Time Management, Studying Tips: What works for you?

▶ Electronic Tools:

▶ Phone calendars

▶ Calendar Apps

<http://lifehacker.com/5048189/five-best-calendar-applications>

▶ Google

▶ Other

▶ <http://web.appstorm.net/roundups/15-cool-alternatives-to-google-calendar/>

▶ <https://www.thebalance.com/free-online-calendars-1357935>

▶ Smartphone Apps:

▶ <http://www.businessinsider.com/the-12-best-apps-for-students-studying-productivity-and-homework-2016-8>

▶ Print Tools:

▶ <http://success.oregonstate.edu/learning/all-worksheets>

▶ Daily Planners

▶ Weekly Planners

▶ Term Planners

▶ Include all tests and assignments

▶ Color code

▶ Print Your Own:

▶ <https://www.themakeyourownzone.com/2017/08/2018-free-printable-planner-pages.html>

How much time will I need to study?

- ▶ Full time = 12 credits or more
(Translates into 12 hours of class time)
- ▶ You will need 2- 3 hours of study time per credit per week

Talking with Your Employer.....

- ▶ Communication is Key:
 - ▶ Make sure your employer is aware of your goals and the importance of going to college
 - ▶ Let them know in advance that you will not be able to be on call or take extra hours on short notice
- ▶ Know your priorities:
 - ▶ Before starting school, figure out what is realistic between your credit load and amount of work hours.
 - ▶ Use your calendar/planner to stay on top of your busy schedule

In the Classroom: syllabus activity

- ▶ Understanding your Syllabus
- ▶ Instructor Communication
- ▶ Attendance
- ▶ Textbooks
 - ▶ OCCC College Store
 - ▶ OCCC Book Page
 - ▶ You can charge books to your OCCC Financial Aid Account
- ▶ Other Resources:
 - ▶ Amazon
 - ▶ ...

Electronic Tools and Communication

- ▶ MY OCCC
- ▶ College Email - OCCC
- ▶ My PCC:
 - ▶ Financial Aid
 - ▶ Transcript Evaluations
 - ▶ Grad Plan
 - ▶ On-line Courses – check PCC emails for resources and information!
- ▶ CANVAS
- ▶ Is Distance Education for You? (quiz)

Tutoring and Other Important Resources

- ▶ Tutoring – online requests <http://www.oregoncoastcc.org/wp-content/uploads/2017/01/Tutor-Request-Form.pdf>
- ▶ Math Lab
- ▶ Writing Lab
- ▶ CTRC – Career and Transfer Readiness Center
 - ▶ Important workshops including resume and interview preparation
 - ▶ Oregon Career Information System (CIS)

How to log in to CANVAS, the Online Learning System

For online and face-to-face classes


1. Go to www.oregoncoastcc.org
2. Log in to MyOCCC
3. Click "Canvas Online Learning Login"

The screenshot shows a web browser window with the address bar displaying <https://sharknet2.occc.cc.or.us/StudentResources/Default.asp>. The page features the Oregon Coast Community College logo at the top. Below the logo, there is a section for user identification with fields for "ID:" and "Name:", both containing blue redaction boxes. To the right of these fields, it says "Logged in as:" followed by a blue redaction box. Below the "Name:" field, there is a link: "Do we have your current e-mail address?". To the left of the menu, there is a large image of the Astoria-Megler Bridge with a rainbow, and below it, the text "Oregon Coast Community College". To the right of the image, there is a list of links: "1098-T Statement", "2016-2017 GRADUATION APPLICATION", "Account History", "Account Payment", "Canvas Online Learning Login", "Change Password or Set Hint Question", "Drop/Withdraw from Classes", "Emergency Contact Information", "Financial Aid Status", "Orientation Schedule", "Permission to Add a Class with a Code", "Personal Information", "Printable Student's Schedule", "Program Planner", "Register for Classes", "Report Card (Fall Term 2016/17)", and "Unofficial Transcript". A black arrow points to the "Canvas Online Learning Login" link. Below the list of links, there is a "Log Out" link. At the bottom of the page, there is another Oregon Coast Community College logo and the college's contact information: "Oregon Coast Community College, 400 SE College Way, Newport, OR 97366 (541) 867-8501; info@oregoncoastcc.org".

Course Schedule - Oregon Coast Community College x

OCCC's Online Student Resources x


Secure | <https://sharknet2.occc.cc.or.us/StudentResources/Default.asp>

 OREGON COAST
COMMUNITY COLLEGE

Logged in as: [Redacted]


ID: [Redacted]
Name: [Redacted]

Do we have your current e-mail address?


Oregon Coast
Community College

1098-T Statement
2016-2017 GRADUATION APPLICATION
Account History
Account Payment
Canvas Online Learning Login
Change Password or Set Hint Question
Drop/Withdraw from Classes
Emergency Contact Information
Financial Aid Status
Orientation Schedule
Permission to Add a Class with a Code
Personal Information
Printable Student's Schedule
Program Planner
Register for Classes
Report Card (Fall Term 2016/17)
Unofficial Transcript


Log Out

 OREGON COAST
COMMUNITY COLLEGE

Oregon Coast Community College, 400 SE College Way, Newport, OR 97366
(541) 867-8501; info@oregoncoastcc.org

Campus Tour





Student Voices

MEET THE SHARKS

<https://vimeo.com/224066665>

Career Advising

- ▶ Your Long-term Goal
 - ▶ Career and program of study

- ▶ Career Research

- ▶ Oregon Career Information System:

- ▶ <https://oregoncis.uoregon.edu/Portal.aspx> ; username: oregoncis, password: cissharks
- ▶ Exploration = Assessments (important to do at least 2 assessments)
- ▶ Occupations – resources (professional organizations); related occupations

Bureau of Labor Statistics: <https://www.bls.gov/ooh/>

- ▶ Creative Careering

- ▶ Combining 2 or more seemingly different careers or interests



Degrees and Certificates at OCCC

<http://www.oregoncoastcc.org/>

DEGREES
CERTIFICATES



Growth Mindset

- ▶ Intelligence can be developed (no such thing as a math brain).
- ▶ Neuroplasticity – Our brains create connections/bridges when learning new concepts. Struggling is necessary for this process to occur.
- ▶ Not just studying a lot, but studying strategically
- ▶ Good strategies + Effort + Help from others = Intelligent Practice

COURSES: You need to know this



Pre-requisites

Science and Spanish Classes

CG 100 – College Success Course

- Mandatory class for all new students
- Oregon Promise students

Getting a “C” or Higher

Language Requirements at 4-year Schools

MATH

- STEM & Business Pathway
- Liberal Arts/Social Science Pathway

Important Dates and Early Alerts

► Academic Calendar

- Classes begin....
- Last day to add or drop a class....
- Last day to withdraw from a class...
- Finals week is.....
- Grades Available.....

► The process starts again....

Early Alert

New system to help students know when their academic success is at risk.

Instructor let's student know concern.

Advisor contacts student to see what types of support may be needed.

PLEASE respond to your Advisor's call or email!!!



GRAD PLAN



What is *your* GRAD Plan?

GRAD Plan (Graduation Requirements & Academic Decisions Plan) is a web-based tool that enables you to:

- track progress towards completing degree requirements and to plan future coursework
- be prepared for your advising appointment
- reduce paperwork and manual degree checklists by using the online environment
- calculate grade point averages

How to Locate *your* GRAD Plan:

Login from your MyPCC account
Go to your My Courses tab > Plan My Degree (right side of screen)

GRAD Plan Pointers:

- check **GRAD Plan** before and after you register for courses
- ✓ Include **in-progress** classes
- ✓ Include **preregistered** classes
- ✓ are categories and courses that are completed. Check legend at bottom of GRAD Plan.
- review "credits required" for degree and "credits applied"
- use the "What If" feature to explore different programs
- the "Not Counted" category are courses below college level and/or courses that will not count towards your degree

Need Help?

If you have a question specific to your degree, certificate, and/or the courses you need to take, please make an appointment with an Academic Advisor at OCCC by accessing this link:

<http://www.oregoncoastcc.org/advising-appointments/>

Preparing for your Advising Appointment **with** your assigned ADVISOR

Student Responsibilities

- ▶ review GRAD plan review course schedule, including prerequisites
- ▶ prepare academic planner L to doc
- ▶ schedule a 30-minute appointment with Advisor

Advisor Responsibilities

- ▶ Help to clarify educational and career goals
- ▶ Discuss programs, courses, requirements
- ▶ Help determine course placement
- ▶ Discuss strategies for success
- ▶ Listen to student concerns and make referrals when necessary

SATISFACTORY ACADEMIC PROGRESS and ACADMEMIC STANDARDS

SAP (Financial Aid Recipients)

<https://www.pcc.edu/enroll/paying-for-college/financial-aid/maintain-eligibility/satisfactory-academic-progress.html>

- ▶ Maintaining a cumulative grade point average of a 2.0 or higher
 - ▶ Successful completion of two-thirds of attempted credits each term
 - ▶ Ability to complete declared degree or certificate within 150% maximum timeframe limit
1. Financial Aid Good Standing
 2. Financial Aid Warning
 3. Financial Aid Suspension
 1. Must do appeal with Advisor
 4. Financial Aid Probation
 1. Must be in good standing for 1 term and follow plan.

▶ ACADEMIC STANDING (Everyone)

<https://www.pcc.edu/resources/student-records/academic-progress/academic-standards.html>

- ▶ Maintaining a cumulative grade point average of a 2.0 or higher
 - ▶ Successful completion of two-thirds of attempted credits each term
1. Academic Warning
 2. Academic Probation
 3. Academic Suspension
 1. Must do appeal/re-entry form with Advisor
 4. Re-Entry Process

Zane Stevens

Financial Aid Specialist

findaid@oregoncoastcc.org

zane.stevens@oregoncoastcc.org

541-876-8503



I'm here to:

- ▶ Assist you with applying for financial aid, including scholarships.
- ▶ Answer your financial aid questions.
- ▶ Help veterans access their veterans educational benefits.

What is financial aid?



▶ Grants

- Eligibility based on financial need
- No repayment required

▶ Loans

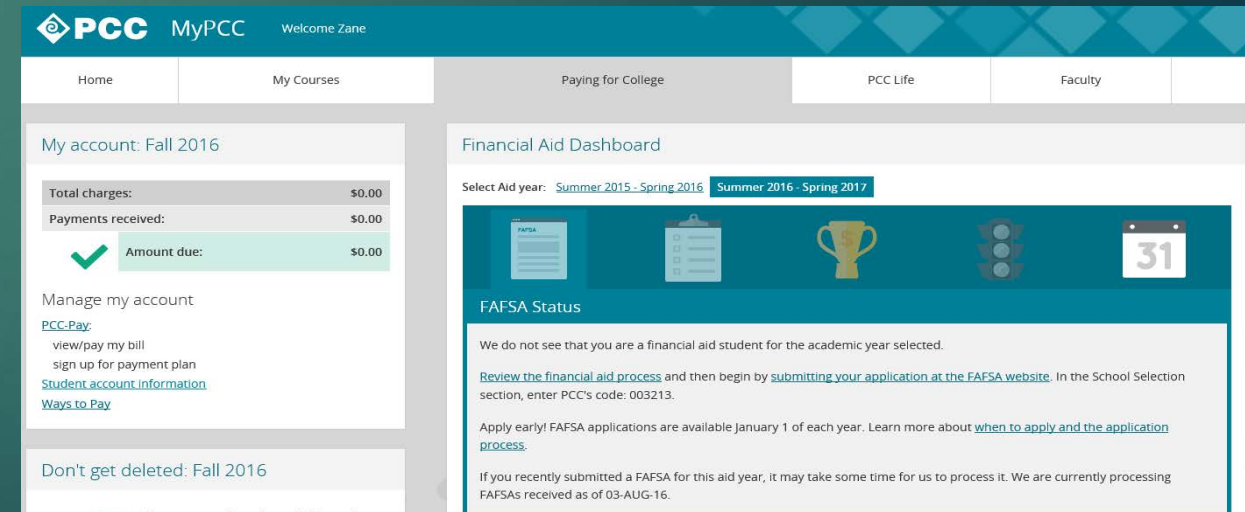
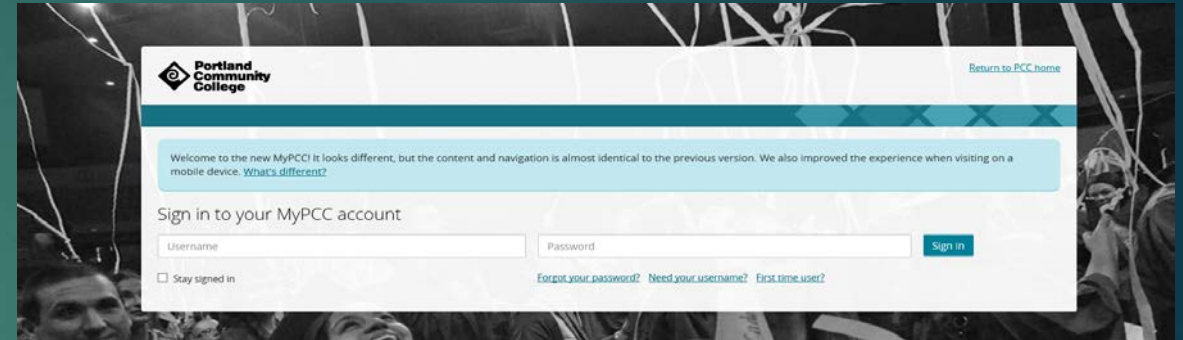
- Must be paid back with interest
- Interest is a fee charged for borrowing money

▶ Scholarships


- Based on GPA, financial need, achievements, or a combination
- No repayment required

I filed my FAFSA, now what?

- ▶ 1) Go to pcc.edu.
- ▶ 2) Log in to your myPCC account by using your Username and password.
- 3) Go to the “Paying for College” tab.
- ▶ 4) Complete any red flagged requirements.
- ▶ Remember to COMPLETE FAFSA EVERY YEAR.



Is my financial aid ready?



Your financial aid is ready if you have satisfied all of your financial aid requirements in your myPCC account, and have an award letter that you have accepted the terms and conditions of.

Not sure if you've done this? Have questions? Ask Zane!

Award Letter

Award Package

[General Information](#)[Award Overview](#)[Resources/Additional Information](#)[Terms and Conditions](#)[Accept Award Offer](#)

[Print](#)

Options to Accept Award Offers include:

1. Accept the full award amount by selecting Accept Full Amount of All Awards.
2. Choose to Decline or Accept each fund. DO NOT LEAVE UNDECIDED.
3. Accept a partial amount by selecting Accept and entering the amount in the Accept Partial Amount field.

Federal Direct Parent Loan requires an additional form. Click here for [Federal Direct Parent Loan](#) application information.

To View and Print PCC's customized Award Letter click on the 'Display Award Letter' link at the bottom of this page.

Award Decision

Fund	Status	Summer	Fall	Winter	Spring	Total	Accept Award	Accept Partial Amount
Federal Direct Subsidized Loan	Estimated		\$456.00	\$1,167.00	\$1,166.00	\$2,789.00	Accept	
Oregon Opportunity Grant	Accepted		\$650.00	\$650.00	\$650.00	\$1,950.00		
Federal Pell Grant	Accepted		\$1,850.00	\$1,850.00	\$1,850.00	\$5,550.00		
Fed Supp Educ Oppor Grant	Accepted	\$0.00	\$300.00	\$300.00	\$300.00	\$900.00		
Total		\$0.00	\$3,256.00	\$3,967.00	\$3,966.00	\$11,189.00		

What if I have an award letter that I have accepted in my myPCC account?

- ▶ Your financial aid award letter is based on a 12 or more credits. Your award will be adjusted based on the number of credits you register for.
- ▶ Anytime you change your schedule by adding or dropping a class, your total of tuition and fees may change!
- ▶ To be eligible to receive student loans, student must be enrolled in 6 or more credits.
- ▶ After you register today your total credits, tuition, and fees will be on your class schedule.

If I'm expecting a refund, how will I get it and when?

Award Status	Type of Aid	When I will receive the refund
Accepted award letter and no financial aid requirements before the start of the term.	Grant	Approximately the 3 rd week of the term.
Accepted award letter and no financial aid requirements before the start of the term.	Loan	<p>Student who has borrowed student loans before - Approximately the 3rd week of the term.</p> <p>First time loan borrower – loan money will be held for 30 days from the start of the term.</p>

What about scholarships?

▶ oregoncoastcc.org

▶ oregonstudentaid.gov

▶ oregoncis.uoregon.edu
U



OCCC HOMEPAGE, QUICK LINKS (BOTTOM RIGHT OF PAGE)
[HTTP://WWW.OREGONCOASTCC.ORG/QUICK LINKS](http://WWW.OREGONCOASTCC.ORG/QUICK LINKS)

• [Scholarships](#)

MY OCCC How to register for a class,

OCCC students register online for courses by logging into his/her MyOCCC account. The OCCC Student ID # was on the Admission Letter; the User Name and Password were created by the student when completing his/her application.

MyOCCC Log In Screen

The screenshot shows the MyOCCC login page for Oregon Coast Community College. The browser address bar shows www.oregoncoastcc.org/myoccc/. The page features the college's logo and navigation links for HOME and STUDENT RESOURCES. The main heading is "My OCCC". Below this, there is a section titled "Log In to OCCC" with a sub-heading "Student Resources". The text states: "If you have never taken class at OCCC, please call 541-867-8500 for information about new student admissions." The login fields are labeled "Enter your OCCC Student ID Number (7 digits) or User Name:" and "AND Enter your OCCC Password:". A note specifies: "Before customization, this is your birthday (month and year) totaling four digits. Example: If you were born on March 1st, your default password would be 0301." There is a red line of text that reads: "If you have logged in previously use the password you created." Below the password field is a "Log In" button. At the bottom, there are links for "Forgot your Password?", "Help", and "Notification of Rights under FERPA". Two large black arrows point to the login fields: one to the ID/Username field and one to the Password field.

Course Schedule - Oregon Coast Community College x My OCCC - Oregon Coast Community College x

Not secure | www.oregoncoastcc.org/myoccc/

OREGON COAST COMMUNITY COLLEGE

HOME STUDENT RESOURCES

My OCCC

OREGON COAST COMMUNITY COLLEGE

Log In to OCCC Student Resources

If you have never taken class at OCCC, please call 541-867-8500 for information about new student admissions.

Enter your OCCC Student ID Number (7 digits) or User Name:

AND Enter your OCCC Password:

Before customization, this is your birthday (month and year) totaling four digits.
Example: If you were born on March 1st, your default password would be 0301.

If you have logged in previously use the password you created.

Log In

[Forgot your Password?](#)
[Help](#) | [Notification of Rights under FERPA](#)

First – How to register for a class
After logging into your [myOCCC](#) account, choose
the “Register for Classes” option.



Course Schedule - Oregon Coast Community College x OCCC's Online Student Resources x

Secure | <https://sharknet2.occc.cc.or.us/StudentResources/Default.asp>

 OREGON COAST
COMMUNITY COLLEGE

Logged in as: [Redacted]

ID: [Redacted]
Name: [Redacted]

Do we have your current [e-mail address?](#)

 Oregon Coast
Community College

- 1098-T Statement
- 2016-2017 GRADUATION APPLICATION**
- Account History
- Account Payment
- Canvas Online Learning Login
- Change Password or Set Hint Question
- Drop/Withdraw from Classes
- Emergency Contact Information
- Financial Aid Status
- Orientation Schedule
- Permission to Add a Class with a Code
- Personal Information
- Printable Student's Schedule
- Program Planner
- Register for Classes**
- Report Card (Fall Term 2016)
- Unofficial Transcript

Log Out

 OREGON COAST
COMMUNITY COLLEGE

Oregon Coast Community College, 400 SE College Way, Newport, OR 97366
(541) 867-8501; info@oregoncoastcc.org

How to drop/withdraw from a class
After logging into your [myOCCC](#) account, choose the
“Drop/Withdraw from Classes” option.



Course Schedule - Oregon Coast Community College x OCCC's Online Student Resources x

Secure | <https://sharknet2.occc.cc.or.us/StudentResources/Default.asp>

 OREGON COAST
COMMUNITY COLLEGE

Logged in as: [redacted]

ID: [redacted]
Name: [redacted]

Do we have your current [e-mail address?](#)


Oregon Coast
Community College

- 1098-T Statement
- 2016-2017 GRADUATION APPLICATION**
- Account History
- Account Payment
- Canvas Online Learning Login
- Change Password or Set Hint Question
- Drop/Withdraw from Classes**
- Emergency Contact Information
- Financial Aid Status
- Orientation Schedule
- Permission to Add a Class with a Code
- Personal Information
- Printable Student's Schedule
- Program Planner
- Register for Classes**
- Report Card (Fall Term 2016/17)
- Unofficial Transcript


Log Out

 OREGON COAST
COMMUNITY COLLEGE

Oregon Coast Community College, 400 SE College Way, Newport, OR 97366
(541) 867-8501; info@oregoncoastcc.org

Another option: How to register for a class using a code

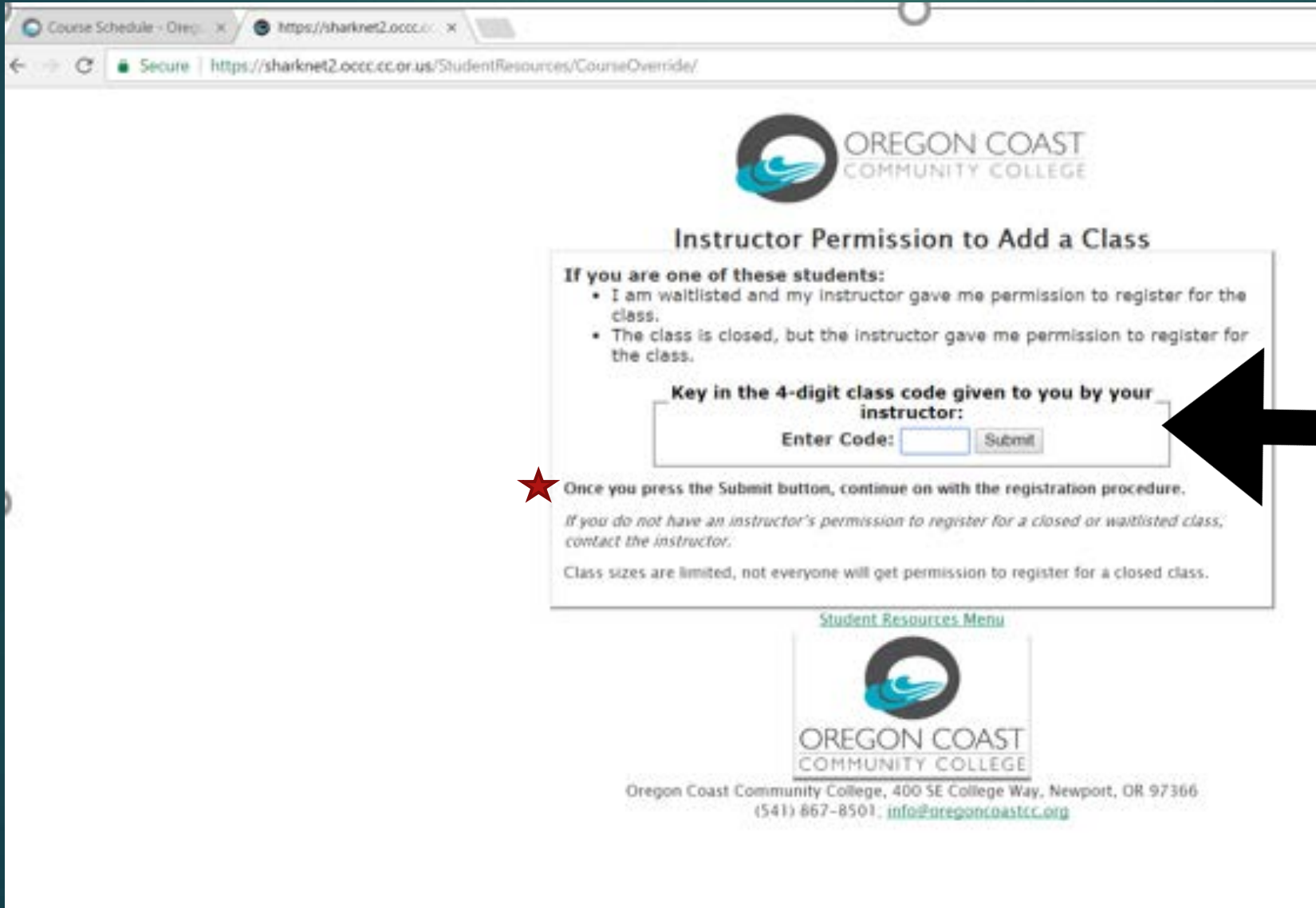
Step 1 - After logging into your [myOCCC](#) account, choose the “Permission to Add a Class with a Code” option.



The screenshot displays the Oregon Coast Community College Student Resources page. The browser address bar shows the URL: <https://sharknet2.occc.cc.or.us/StudentResources/Default.asp>. The page header includes the college logo and the text "OREGON COAST COMMUNITY COLLEGE". Below the header, the user is logged in, with their ID and Name displayed. A link "Do we have your current e-mail address?" is also visible. On the left side, there is a large image of the Astoria-Megler Bridge with the text "Oregon Coast Community College" below it. On the right side, a list of navigation links is provided, including "1098-T Statement", "2016-2017 GRADUATION APPLICATION", "Account History", "Account Payment", "Canvas Online Learning Login", "Change Password or Set Hint Question", "Drop/Withdraw from Classes", "Emergency Contact Information", "Financial Aid Status", "Orientation Schedule", "Permission to Add a Class with a Code", "Personal Information", "Printable Student's Schedule", "Program Planner", "Register for Classes", "Report Card (Fall Term 2016/17)", and "Unofficial Transcript". A large black arrow points to the "Permission to Add a Class with a Code" link. At the bottom of the page, the college's contact information is listed: "Oregon Coast Community College, 400 SE College Way, Newport, OR 97366 (541) 867-8501; info@oregoncoastcc.org".

How to register for a class using a code (continued)...


Step 2: Enter the **four letter code** provided by the instructor
Press the submit button and continue on with the registration



The screenshot shows a web browser window with the URL <https://sharknet2.occ.cc.or.us/StudentResources/CourseOverride/>. The page features the Oregon Coast Community College logo at the top. Below the logo, the heading "Instructor Permission to Add a Class" is displayed. Underneath, a section titled "If you are one of these students:" lists two bullet points: "I am waitlisted and my instructor gave me permission to register for the class." and "The class is closed, but the instructor gave me permission to register for the class." Below this list, a text prompt says "Key in the 4-digit class code given to you by your instructor:". This is followed by a form with the label "Enter Code:" and a text input field. To the right of the input field is a "Submit" button. A large black arrow points from the right side of the image towards the "Submit" button. Below the form, a red star icon is next to the text "Once you press the Submit button, continue on with the registration procedure." followed by two lines of italicized text: "If you do not have an instructor's permission to register for a closed or waitlisted class, contact the instructor." and "Class sizes are limited, not everyone will get permission to register for a closed class." At the bottom of the page, there is a "Student Resources Menu" link, another Oregon Coast Community College logo, and contact information: "Oregon Coast Community College, 400 SE College Way, Newport, OR 97366 (541) 867-8501; info@oregoncoastcc.org".

Course Schedule - Oregon Coast Community College

Secure <https://sharknet2.occ.cc.or.us/StudentResources/CourseOverride/>

 OREGON COAST
COMMUNITY COLLEGE

Instructor Permission to Add a Class

If you are one of these students:

- I am waitlisted and my instructor gave me permission to register for the class.
- The class is closed, but the instructor gave me permission to register for the class.

Key in the 4-digit class code given to you by your instructor:


Enter Code:

★ Once you press the Submit button, continue on with the registration procedure.

If you do not have an instructor's permission to register for a closed or waitlisted class, contact the instructor.

Class sizes are limited, not everyone will get permission to register for a closed class.

[Student Resources Menu](#)

 OREGON COAST
COMMUNITY COLLEGE

Oregon Coast Community College, 400 SE College Way, Newport, OR 97366
(541) 867-8501; info@oregoncoastcc.org

Contact Information for resetting password and permission codes for courses:

Please call Student Services (Newport) 541-867-8501

or

Student Services (Lincoln City) 541-996-6222

*Student Services can reset your MyOCCC password. Please provide photo ID or be prepared to correctly answer three questions to verify your identity.

Please contact your instructor if you need a 4-digit permission code to add a class.



OREGON COAST
COMMUNITY COLLEGE

YOUR LIFE...

YOUR FUTURE...

YOUR PLAN...

YOUR COLLEGE

CAREERS

PROGRAMS OF STUDY

MATH PATH

COURSES

CAREER Options and Interests: List careers you are thinking about:

<https://oregoncis.uoregon.edu/Portal.aspx>

_____, _____, _____, _____

PROGRAMS OF STUDY: List the OCCC Program(s) you are interested in:

_____, _____

MATH PATHWAY

STEM (science, technology, engineering, math...)

MTH20 (Basic) → MTH60 (Intro Algebra I) → MTH65 (Intro Algebra II) → MTH95 (Intermediate Algebra) → MTH111 (College Algebra).....

Non-STEM (social sciences, arts, humanities...)

MTH20 (Basic) → MTH58 (Math Literacy I) → MTH98 (Math Literacy II) → MTH105 (Math in Society) → MTH243 (Statistics I).....

***Important:** Math requirements differ from school to school. Contact your transfer school and program to see the specific math requirements.*

COURSES for 1st term: **CG100** College Skills (mandatory course for all students); **MTH???** _____;

WR??? _____ **RD115???** _____, _____