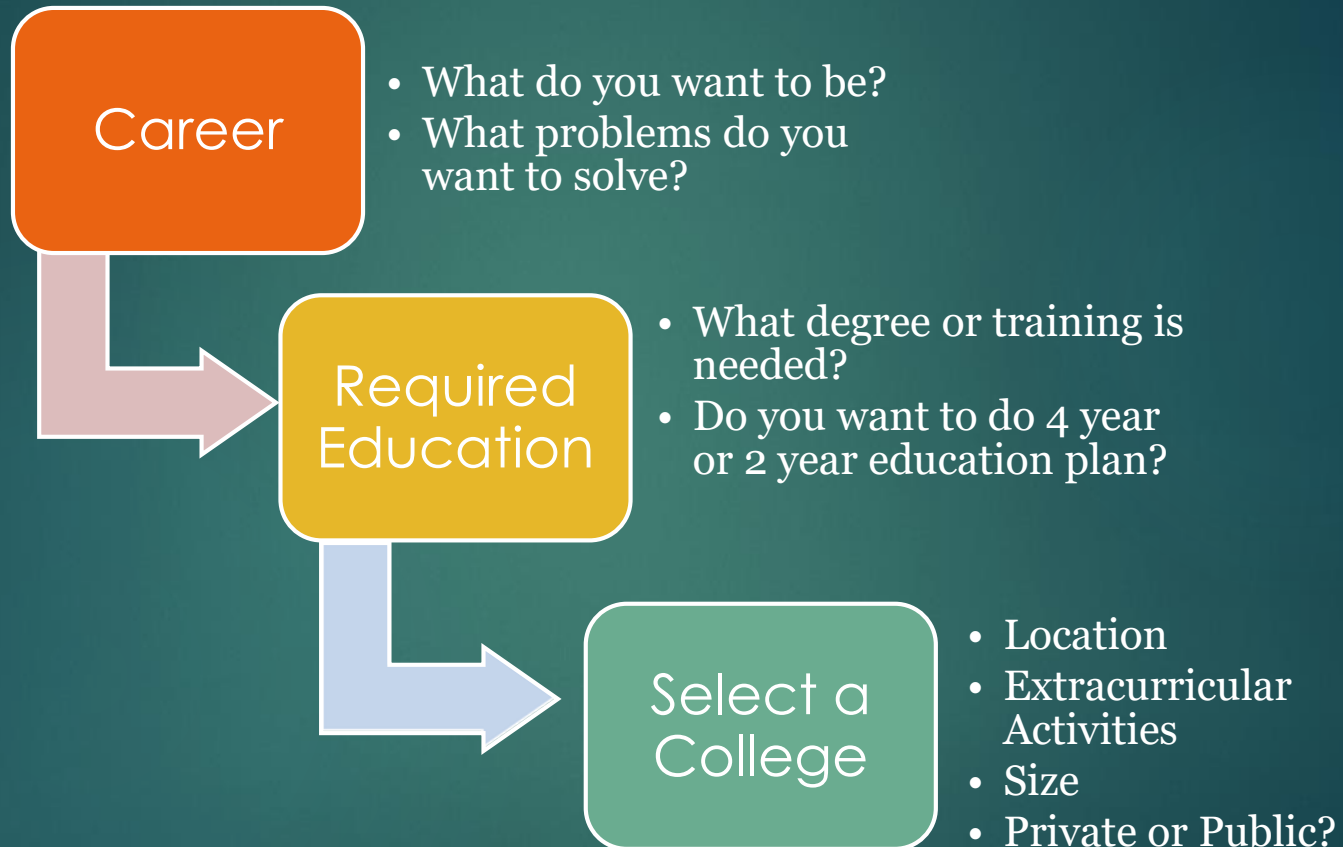




September 24, 2019

WHICH COLLEGES DO I APPLY TO?



TOP-DOWN

Looking at your college decision in terms of your career path.

► *3 Easy Steps to build from the Top-Down.*

Step 1: What career/job do I want to have?

Ex. Be a Nurse

Step 2: What type of degree do I need to do that job/career?

Ex. Associates of Applied Science in Nursing; Also BSN-
Bachelors of Science in Nursing

Step 3: What colleges offer the degree I need?

Ex. Collin College (AAS degree and can Transfer to
complete a BSN *BSN soon offered at Collin!)
BSN tracks: Texas Women's University; UT-Arlington;
Arkansas State University.

COLLEGE EXPLORATION

- ▶ College Fairs
- ▶ College Preview Days
 - ▶ 2 college visits per year allowed
 - ▶ Obtain College Visit Form from subschool prior to college visit day.
 - ▶ Upon return, turn in signed College Visit Form to subschool.
- ▶ Visit College Reps During Lunch
- ▶ Take virtual college tours online
- ▶ Social media



Apply to four or more colleges.

At least **1** SAFETY

A college you're confident you can get into.

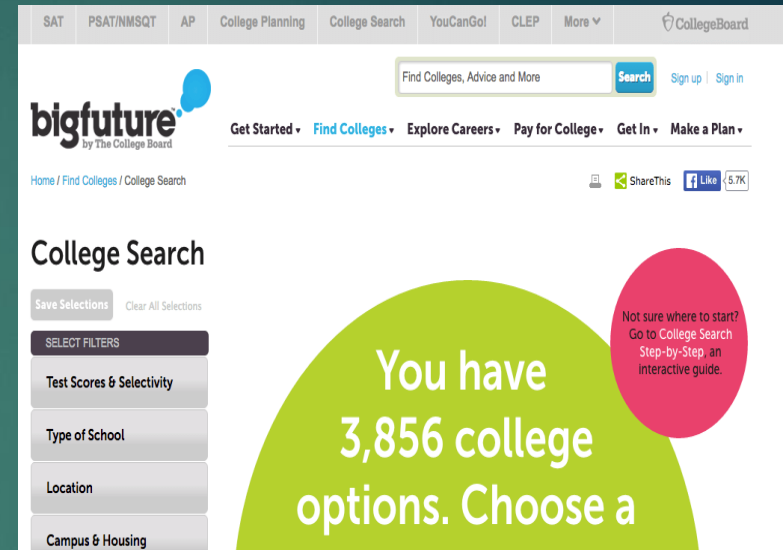
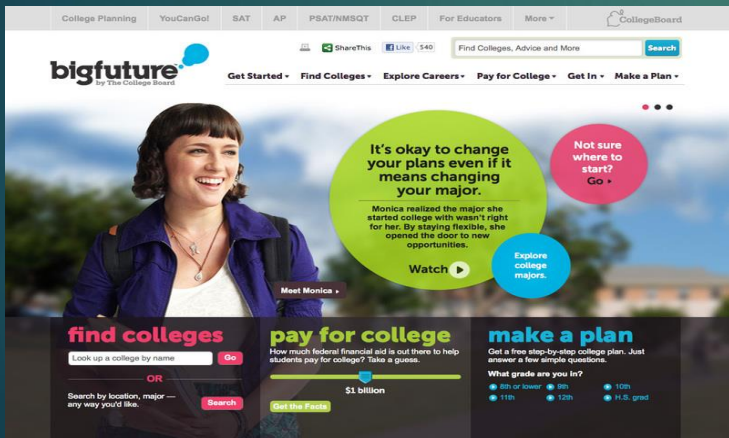
At least **2** GOOD FITS

Colleges you have a pretty good chance of getting into.

At least **1** REACH

A college that you have a chance of getting into, but it's a stretch.

- **Safety Schools:** not selective admit 100% of applicants. (ie. Collin College, technical/trade schools, Dallas County Community College)
- **Selective:** (ie. SMU, A&M, UT, OU, UTD) are looking for students ranked in the top 10-25% with strong test scores (at least 1100 or 24)
- **Moderately Selective:** (ie. SFA, Midwestern, Texas State) target students in the top 50% with average test scores (at least 1000 or 21)
- **Highly Selective:** (ie. Harvard, Princeton, Stanford, Rice) admit fewer than 10% of applicants and look for highly ranked students with very high test scores (at least 1300 or 30); may also require additional testing and interviews.



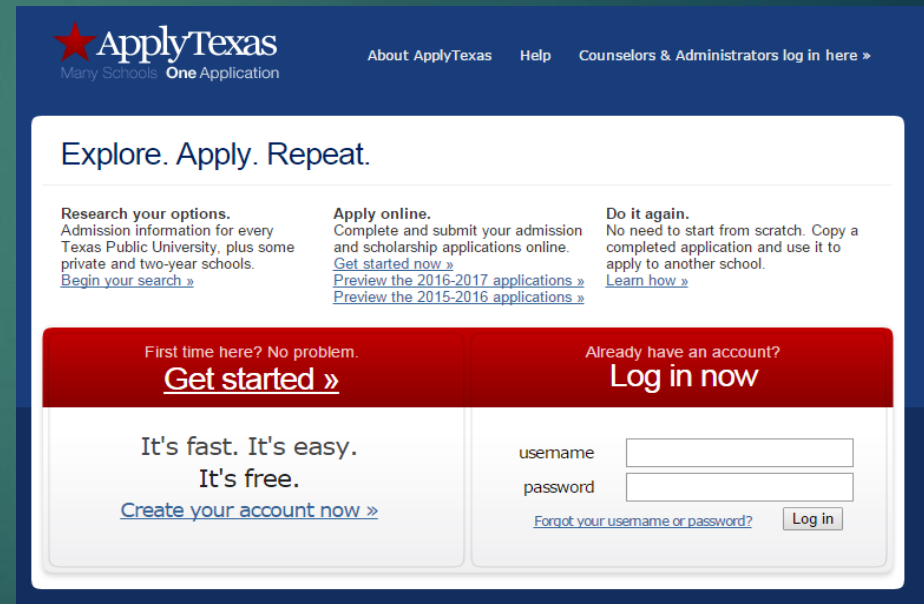
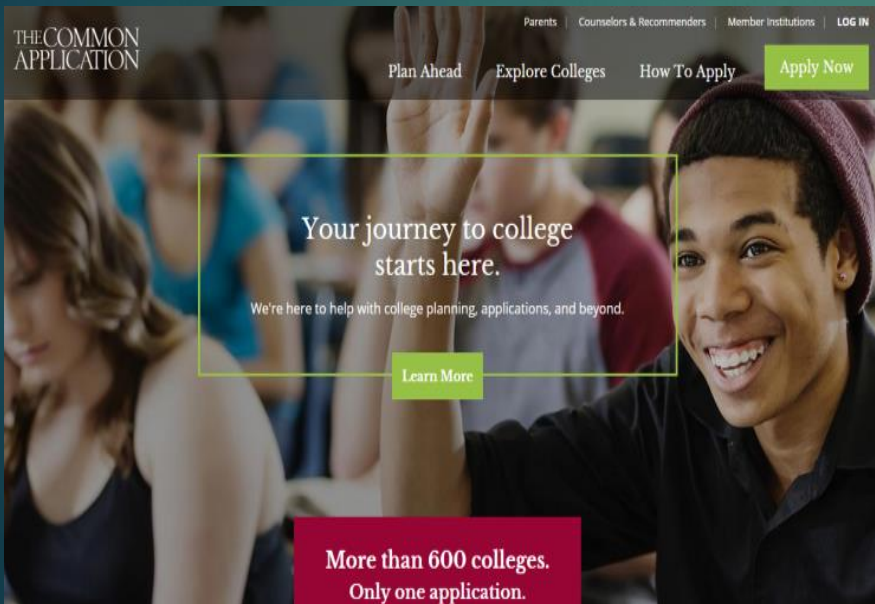
<https://bigfuture.collegeboard.org/>

THE ANATOMY OF THE COLLEGE APPLICATION



THE ANATOMY OF THE COLLEGE APPLICATION

- ▶ Read the Admission's website to find how to apply
- ▶ Helpful videos for Common App: <https://www.khanacademy.org/college-careers-more/college-admissions/applying-to-college/modal/a/filling-out-the-college-application-common-application-walkthrough>



Courtesy of College Board

THE ANATOMY OF THE COLLEGE APPLICATION

- ▶ If you are eligible for free/reduced lunch you receive 4 application fee waivers when you register for SAT/ACT using a fee waiver (get from counseling office)
- ▶ Read college website for how to submit a fee waiver



Application Fees

College application fees vary, but generally it costs from \$35 to \$50 to apply to each college. Fees are nonrefundable. Many colleges offer fee waivers (that is, they don't require the fee) to students who can't afford to pay. If you need application fee waivers, speak with your college counselor or principal.



THE ANATOMY OF THE COLLEGE APPLICATION

- ▶ College essay may be required or optional or none – check with school
- ▶ Ask others to proofread (teacher, parents, friends, me)
- ▶ Apply Texas has 3 essays but some colleges require their own essays
- ▶ <https://bigfuture.collegeboard.org/get-in/essays>
 - ▶ 8 Tips for Crafting Your Best College Essays
 - ▶ Sample College Application Essay
 - ▶ Videos from college admissions with tips & tricks

Essay A:

What was the environment in which you were raised? Describe your family, home, neighborhood, or community, and explain how it has shaped you as a person.

Essay B:

Most students have an identity, an interest, or a talent that defines them in an essential way. Tell us about yourself.

Essay C:

You've got a ticket in your hand – Where will you go? What will you do? What will happen when you get there?

COUNSELORS LETTER OF RECOMMENDATION


- ▶ Completed during senior year
- ▶ Pick up a GOLD packet in counseling office OR download from counseling website
- ▶ Not all schools require a counselor letter of rec; ALL Common Application schools do require one!
- ▶ Complete as much info as possible AND continually communicate with counselor – regular emails are great
- ▶ **Allow 10 school days processing time**

PLANO EAST SENIOR HIGH SCHOOL RECOMMENDATION PACKET

***This packet must be returned to the Counseling.*
Please allow 10 school days for processing by your counselor.**

TEACHER LETTER OF RECOMMENDATION

- ▶ Not required by all schools
- ▶ Speak personally with the teacher!
- ▶ Request letter through Naviance, also – teachers will submit letters and secondary report through Naviance to be sent directly to your colleges.
- ▶ Let your teacher know to which schools to send your letter if that pertains to you – some schools require more or less than others, so pay attention to your colleges' requirements



COLLEGE ADMISSIONS

ACCEPTED

Dear Student Applicant,

On behalf of everyone at our university, I am pleased to congratulate you on
We were very impressed by your academic history and achievements and feel
ent addition to our University alumni. As you know, our University is the old
own for accepting only the best students. After careful review of your appli
can meet our criteria for acceptance.

ADMISSIONS REQUIREMENTS

What to look for when researching College Admission Requirements.

Admission Deadlines: When is their priority deadline & regular admissions?

Scholarship Deadlines: When are their scholarship deadlines? How are scholarships applied for? Separate applications or combined with the university application?

SAT/ACT average scores: What is their average incoming freshman have for SAT/ACT ?

GPA requirements & High School Diploma requirements? (Distinguished, Foundation, Recommended?)

OTHER: Essays? Letters of Recommendation? Interview? Short Answer questions?

WHAT COUNTS MOST IN COLLEGE ADMISSIONS?



ADMISSION TYPES



Assured Admission

- ▶ Defined requirements that guarantee you will be admitted – may include class rank, GPA, test scores

Holistic Review

- ▶ A flexible, individualized evaluation of a student profile to determine if the student is a good fit

WHEN DO I APPLY?

Early Decision

- You commit to attend if you are accepted
- You must cancel all other applications if accepted
- Ivy league/private
- Can only have 1 ED app pending at a time

Early Action

- Indicate your first choice college & receive notice early
- You are not committed to enroll
- Shows your interest in the school

Priority Deadline

- Increase odds of being admitted & receiving scholarships
- Encourages students to apply early
- Not binding
- Nov 1st for most public schools

Regular Decision

- Deadlines usually Jan 1-March 15
- May apply to other colleges
- Runs into FAFSA priority deadline

Rolling Admissions

- Long window of time to apply
- Applications are evaluated as they come in
- Typical at community colleges

NAVIANCE

- ▶ Login at: <https://student.naviance.com/planoeast>
Account: planoeast
- ▶ **Username:** your planoisd username
- ▶ **Password:** your planoisd password
- ▶ Click Log-in with Clever



Welcome to Naviance Student

Students, enter your PISD network login and password and click Log In with Clever.

Email or Username

Password

☐ Remember me

Login

NAVIANCE Student User Guide

<https://www.pisd.edu/cms/lib/TX02215173/Centricity/Domain/2768/naviancestudentquickguide.pdf>

HOW TO ADD COLLEGES TO YOUR NAVIANCE ACCOUNT

- ▶ 1. Click the Colleges tab.
- ▶ 2. Click Colleges I'm Applying To.
- ▶ 3. Click Add to This List.
- ▶ 4. Click Lookup.
- ▶ 5. Find a college he or she is applying to and click the link with the college name.
- ▶ 6. The college is added to the College column. The student should continue adding colleges until they are all added.
- ▶ 7. Indicate the type of application, if a transcript is needed and whether the application has been submitted.
- ▶ 8. Click Add Colleges

HOW TO MATCH YOUR COMMON APP AND NAVIANCE ACCOUNT

The screenshot shows the 'Release Authorization' form in the Common App system. The form is titled 'Release Authorization' and has a progress bar with 'Instructions' and 'Form' steps. The 'Instructions' step is active, showing a paragraph of text about the release of educational records. A 'Tasks' overlay is present on the right side of the form, listing three tasks: 1. Complete the current or most recent school segment of the education section, 2. Add at least one college to your list of colleges, and 3. Read and sign the FERPA Release Authorization. The form also has a 'Cancel' button and a 'Continue' button at the bottom right.

Release Authorization

Instructions

The questions you will see on the next screen relate to your educational records. The first pertains to the permission of your educational records from your secondary schools to the colleges to which you are applying. The second concerns your right of access to confidential letters of recommendation. Under the Family Educational Rights and Privacy Act (FERPA), you can review recommendations and ask items if you are age 18 or older or upon withdrawal as a postsecondary institution provided that most the documents. This may, however, waive this right of access altogether. In a moment, you'll be asked to waive this right.

Who should you consider waiving your right of access? Waiving your right lets colleges know that you try to meet your recommendations. That in turn reassures colleges that your recommendations meet and support that in candid and honest. While you are free to respond as you wish, if you choose not to a right, some recommendations may decline your request, and some colleges may disregard recommendations submitted on your behalf.

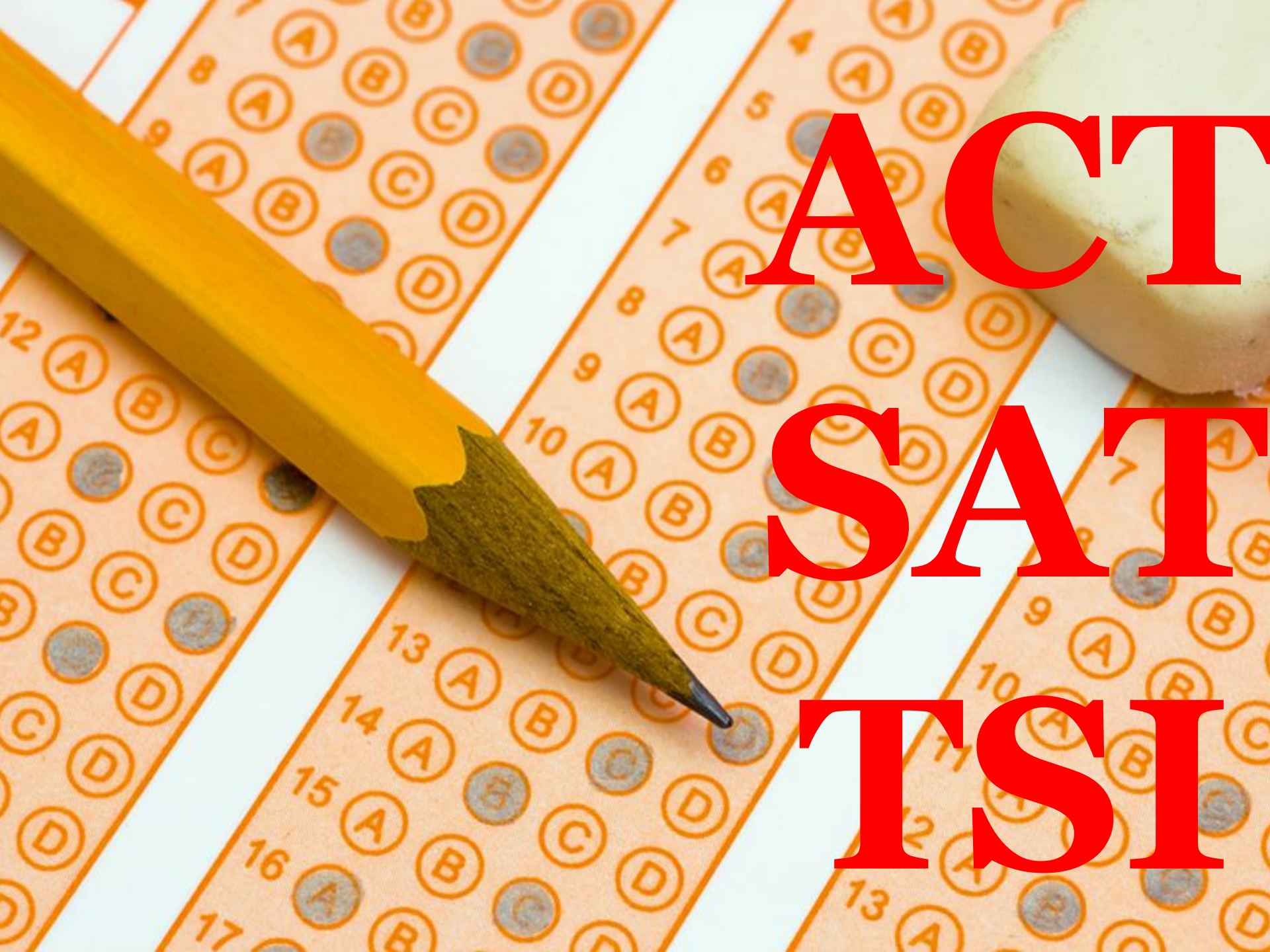
After you make your selection about whether you want to waive your right of access, you will be asked your recommendations. Once you make the first selection, you will not be able to change your answer so ensure that you fully understand the implications of your decision, we urge you not to answer the question until you have consulted with your counselor, another school official, or your parent/legal guardian.

☐ I have fully read and understood the FERPA Release Authorization explanation above.

Cancel **Continue**

Tasks:

1. Complete the current or most recent school segment of the education section
2. Add at least one college to your list of colleges
3. Read and sign the FERPA Release Authorization



ACT
SAT
TSI




- Measures: English Usage, Mathematics, Reading, and Science Reasoning.
- Optional Writing section – check your college's requirements/recommendations
- May be used to replace or in addition to the SAT Reasoning Test
- No Writing= \$52.00
- Writing = \$68.00
- Register on line at www.act.org

<https://www.act.org/content/act/en/products-and-services/the-act/registration.html>



- Math
- Evidence-based Reading and Writing
- Optional Essay
- Total score: 400–1600
- Section scores for Math and Evidence-based Reading and Writing: 200–800
- 3 hours (without essay)
- 3 hours, 50 minutes (with essay)
- No writing = \$49.50
- Writing = \$64.50

<https://collegereadiness.collegeboard.org/sat/register/dates-deadlines>



The Texas Success Initiative (TSI) is a program designed to determine if a student is ready for college-level course work in the general areas of **reading, writing and mathematics**. This program will also help determine **what type of course or intervention** will best meet the student's needs and to assist in becoming better prepared for **college-level course work**.

Cost: \$29.00

Testing Centers at Collin

Spring Creek Campus
Central Park Campus
Preston Ridge Campus

PREPARING FOR THE SAT

▶ Practice the Essay

- View the essay prompt, rubric, and samples online
<https://collegereadiness.collegeboard.org/sat/inside-the-test/essay>

▶ Daily Practice App

▶ khanacademy.org/sat



PREPARING FOR THE ACT

FREE TOOLS



ACT QUESTION OF THE DAY

We post a new practice question taken from a retired ACT test every day in ACT Profile.

www.actprofile.org



TEST TIPS

Read through our advice on how to do your best on the ACT.

1

PREPARING FOR THE ACT TEST

Download this booklet with helpful test information, a complete practice test, and a sample writing prompt.



3

SAMPLE TEST QUESTIONS

Experience our test questions, see how they're formatted, and test your knowledge with sets of questions for each subject.



5

TEST DESCRIPTIONS

Get to know what's covered on each of the four subject tests: English, mathematics, reading, and science.



PREPARING FOR THE TSI

- ▶ **Free Practice Resources for the Texas Success Initiative (TSI) Assessment:**
- ▶ TSI Assessment Web-Based Study App
 - ▶ <https://store.collegeboard.org/sto/productdetail.do?Itemkey=130095469>
- ▶ TSI Assessment Sample Questions
 - ▶ <https://secure-media.collegeboard.org/digitalServices/pdf/accuplacer/accuplacer-texas-success-initiative-assessment-sample-questions.pdf>
- ▶ TSI Assessment WritePlacer with Sample Essays
 - ▶ <https://secure-media.collegeboard.org/digitalServices/pdf/accuplacer/accuplacer-tsi-writeplacer-sample-essays.pdf>

HOW DO I PAY FOR COLLEGE?



FAFSA opens October 1st




scholarship monkey



<https://connection.naviance.com/planoeast>

WHAT YOU NEED TO DO NOW.....

- Continue to make **good grades** in challenging classes.
- **Visit** College Campuses.
- **Research** college and careers online. Make your list of 4 colleges.
- **Start applying!** Essay's, applications, and letters of recommendation take time so start **NOW**.
- Be aware of application and scholarship **Deadlines!**
- Complete NCAA forms as needed online (www.ncaa.org)



COLLEGE & CAREER RESOURCES



Important Dates

- ▶ October 1st: FAFSA opens
- ▶ November 19th : Financial Aid Parent Meeting



QUESTIONS?

Follow us on Twitter:

Plano East Counseling
@PESHcounseling



**Join PESH Counseling
Remind 101 today!!**

**Text @peshcou to
81010**