

WHAT'S MINE IS YOURS

An intergenerational worship service
about stewardship

This worship service is developed around Jesus' parable about three servants (sometimes called the parable of the talents) and links this with the concept of Christian stewardship.

The service can be used any time you are having a stewardship emphasis. It would be specially appropriate for use 14th November 2004, which has been designated as Stewardship Sunday in the Uniting Church. The service could also be use 16 October 2005 (Proper 28 in Lectionary Series A) when the theme story is the Gospel reading

THEME

Stewardship: taking care of what God gives us

BIBLE BASIS

Matthew 25:14-30 — The Parable of Three Servants

GENERAL NOTES

Stewardship is managing something that belongs to someone else.

Christian Stewardship is an appreciation that —

- God created every good thing we enjoy:
 - our bodies and abilities,
 - our human relationships,
 - the environment in which we liveand those things we consider 'our possessions'
- God continues to take care of what God has created
- God generously involves people in taking care of what God has created
 - God has made each one of us a stewardto use and take care of some part of what God has created

The term 'talent' was first used for a unit of weight (about 38 kgs), then for a unit of coinage. The present-day use of 'talent' to indicate an ability or gift is *derived* from this parable. One talent was equal to about 12-15 year's wages at the time. Today's 'talent' would be worth something in the range of \$350 000 to \$500 000 — a substantial amount. (from *The Concordia Self-help Bible*)

INTERGENERATIONAL WORSHIP

Intergenerational (or all-age) worship takes seriously the idea that people of all ages worship together in the body of Christ. Worshippers, young, old and in-between can also be involved in planning and preparing for worship, inviting people to worship, and leading worship.

This document contains

- **GENERAL NOTES** about preparing the service
- **OUTLINE** of the service
- **THE SERVICE** 'script' of what to say and what do do.
- **EXTRA RESOURCES:** patterns, scripts

USING THIS DOCUMENT

'What's mine is yours' has been developed by The Resource Centre for Children's and Family Ministry of the Uniting Church in South Australia. It is available free of charge to congregations using it for worship.

Read through all the material. Discuss it with your planning team. You may want to

- use the whole service or
- adapt it or
- choose only the parts that will be appropriate in your situation.

Even if you choose to use the entire service, there are many options.

HOSPITALITY

Since 'stewardship' involves using talents (not just money) to glorify God, you may want to encourage people of all ages with a talent for hospitality to use that talent in this service to enrich the worship experience of the whole congregation.

They may serve as 'greeters' when people arrive and/or may provide a 'cuppa' and nibbles (or even a soup and sandwich lunch) after the service.

CHURCH DECORATION

Since 'stewardship' involves using talents (not just money) to glorify God, you may want to encourage people of all ages with artistic talent to use that talent in this service to enrich the worship experience of the whole congregation.

Depending on the talent and time available the decorating team might consider:

- the stewardship bags (see Extra Resources)
- a large banner at the front of the church, featuring the theme:



WHAT'S MINE IS YOURS

- special floral arrangements
- visuals, paintings or photos of the way people use their talents to serve God (these might be in the worship area or in a special 'gallery')

If you have been considering asking talented people to create more permanent banners or church decoration, this may be a time to launch the effort or to display them for the first time.

TAKE HOME

A great benefit of an intergenerational service is that people of all ages (particularly parents and children) share an experience to talk about at home. For that reason it is helpful to provide them with something to take home.

The stewardship bags and coins featured in this service, provide parents with a starting point for talking with their children about stewardship and about the fact that caring for their bodies, for one another and for the environment is part of being a good steward of what God has entrusted to them.

They may also begin talking with children about their church offerings: how they decide how much to give in regular offerings and to specific projects; how the offering money is used.

MUSIC

Since 'stewardship' involves using talents (not just money) to glorify God, you may want to encourage people of all ages with musical talent to use that talent in this service to enrich the worship experience of the whole congregation. Consider:

- If you do not have a regular choir, band or instrumental group, see if you can form a special intergenerational group for this service. They might lead the music throughout the service or provide a special 'performance' item.
- If you have a regular group, this might be a good time to integrate some talented younger people into the group.
- If your talent pool includes someone, or several people with 'solo artist' talent, invite them to contribute to the service.

There are six places in 'What's mine is yours' designated as 'Music' and suggesting that the whole congregation sing. Music at any of these spots (as well as before or after the service) may be performed/led by an individual or a group.

Be sure that the whole congregation (young and old) gets a chance to sing at least two or three songs. Use your regular system for displaying words/music — books, service bulletins, OHT, Powerpoint.

Before the service you could play recorded music **OR** have instrumentalists play softly tunes that will be used in the service.

Choose music that emphasises the stewardship theme from your regular music source or from the list below, or you might

have someone with the talent to write an original song.

Traditional Hymns (from *The Australian Hymn Book*) include:

Praise my soul the King of heaven #68
Take my life and let it be #
Son of God, eternal Saviour (v 2) #529
Almighty Father of all things that be #530
Lord of creation #557
Praise and thanksgiving #569

More contemporary possibilities that relate loosely to the theme include from *The Australian Worship Collection, v 1*:

Before the world began #4
I've been forgiven #46
I will lift my voice #52
O the mercy of God #85
We come into your presence #113

from *All Together Again*

The greatest commandment #175
Give it all #186
Thanks for life #189

Specially for children:

God my Father loving me TASB#545
God gives ATA#109

DRAMA

Since 'stewardship' involves using talents (not just money) to glorify God, you may want to encourage people of all ages with dramatic talent to use that talent to enrich the worship experience of the whole congregation.

'What's mine is yours' has opportunities for one or two skits:

- an introduction to the term 'stewardship'
- and a dramatisation of the Gospel story of the three servants.

You may choose to use one or both skits. Scripts for both these skits are in 'Extra Resources' — or you might have someone with the talent to write an original play/skit.

WORSHIP LEADERS

Since 'stewardship' involves using talents (not just money) to glorify God, you may want to encourage people of all ages with the talent lead worship to use that talent in this service to enrich the worship experience of the whole congregation.

The service involves two primary leaders:

- **Worship Leader (WL)** provides all the commentary and serves as host (or compeer) leading worshippers through the service. Several people of different ages can share the role.

- **Minister (pastor/priest)** may serve as Worship Leader. However, the minister will be responsible for any sections of the service that your church reserves for clergy, eg the absolution (statement of forgiveness), the sermon, the benediction.

SERMON

Ideally in an intergenerational worship service the sermon is aimed at all ages.

However, if there is an AO (adults only) sermon, children can be given a quiet activity to do in church during the sermon. The activity for the younger children could be a simple colouring-in picture and/or puzzle.

Give children an activity sheet and coloured pencils. Provide a clipboard (or piece of cardboard). Alternatively they can sit/kneel on the floor and use the pew as a table.

Older children's activity can be a 'listen-for' questionnaire linked directly to the sermon.

At the conclusion of the sermon, the minister recalls the children's attention with a reference to their activity and/or a question and/or idea to discuss in family groups.

OFFERING

Since 'stewardship' involves giving some of our income/earnings to glorify God, the offering is a major element of this worship service.

Consider using a different way of collecting/giving offerings that will show that this is a very important aspect of stewardship.

REHEARSAL

Because this service may be different from your usual worship pattern, and may involve a number of different people, a rehearsal will be necessary.

A complete a walk-through will pinpoint any logistical problems, allow the worship leader/s to fine-tune instructions and ensure that the service itself runs smoothly.

The rehearsal time should also include

- prayer
- a reminder that everyone involved is demonstrating good stewardship of the talents God has given them ('what's mine is yours'). This is not a 'talent show'. This is 'worship'. They are both worshipping for themselves and leading others in worship.

SERVICE OUTLINE

You may use your regular order of worship and insert elements from "What's Minis Is Yours".
Insert your notes.

1. ARRIVAL _____

2. WELCOME & INVOCATION _____

3. MUSIC _____

A song praising God for his creation/gifts

4. PSALM 19 _____

A psalm of praise

5. CONCEPT INTRODUCTION _____

Introduce the concept of stewardship

6. MUSIC _____

A song relating to stewardship

7. GOSPEL STORY _____

Dramatised presentation of the story of the three servants.

8. MUSIC _____

A song relating to stewardship

9. STEWARDSHIP BAG ACTIVITY _____

10. SERMON _____

11. CONFESSION & ABSOLUTION _____

12. MUSIC _____

Thanksgiving song

13. (optional) TESTIMONY/INFORMATION _____

14. OFFERING & MUSIC _____

15. PRAYERS _____

Offering prayer, general prayer, the Lord's Prayer

16. MUSIC _____

Closing song

17. BENEDICTION _____

18. ANNOUNCEMENTS _____

THE SERVICE

(Spoken 'script' is in plain type, comments and instructions are in italic.)

1. ARRIVAL

The hospitality team greets each person as they arrive.

They give each person — young and old — a small 'Stewardship Bag' bag (see notes). Ask people not to open the bag until they are told to do so. Just hold on to it. [Name] will explain it during the service'.

They also give out any books or papers needed for the worship service (also pencils/pens, if needed). It may be a good idea keep any announcement sheets not related directly to the service itself, and hand them out at the conclusion of the service.

2. WELCOME & INVOCATION

WORSHIP LEADER: Welcome to this special celebration worship. It's great to have you here today.

The theme of our worship today is 'What's Mine Is Yours'.

It sounds a bit like what a resigned husband says to his wife.

Or like the Spanish saying: 'Mi casa. Su casa' (My house is your house.)

But we're going to find another place for saying 'What's Mine Is Yours.'

Today we're going to celebrate our talents and gifts.

We are going to remember that God has given us those talents and gifts.

We are going to think about how we use those gifts and talents.

And we going to learn a word that is new to some of us.

But most important we are here to worship God — the Father, Son and Holy Spirit.

Let's begin by singing.

3. MUSIC

The congregation sings a song praising God for his creation/gifts

4. PSALM 19

WL: God has given us all sorts of gifts. One of the greatest gifts is the Bible. In this special book God actually talks to us. God tells us all we need to know about God.

Listen to this poem from the Bible (Psalm 19).

The worship leader or another reader reads the entire psalm, or just verses 1-4, 7-10, 14.

OR two people (or two groups of people can read the verses alternately

OR the words can be shown on OHT so that people can read them together or in groups.

5. CONCEPT INTRODUCTION

Introduce the concept of stewardship. Use a humorous skit (see Extra Resources).

OR use contemporary examples of stewardship, perhaps inviting several members of the congregation to talk about how their work involves being a steward or manager of someone else's property or goods.

OR use a straight-forward explanation of the term. (See General Notes for information.)

6. MUSIC

The congregation sings a 'stewardship' song.

7. GOSPEL STORY: Matthew 25:14-30 The Parable of Three Servants

WL: God also speaks to us in the Bible through stories. Here is [contemporary version of] a story that Jesus told.

The worship leader or another person can read the story from the Bible.

OR, invite children to come forward and listen as the story is read by a story reader (using a good Bible story book) or told by a story-teller.

OR Use the skit 'The Steward' (Extra Resources)

8. MUSIC

The congregation sings a 'stewardship' song.

9. STEWARDSHIP BAG ACTIVITY

Note: this activity can be absorbed into the sermon if the preacher wishes to do so.

WL: When you came in today, you received a bag like this [show sample Bag].

You may be wondering what's in it.

We can call these bags 'Stewardship Bags'. From what you have heard so far about stewardship, what do you think might be in your Stewardship Bag? [Invite responses from the group.]

Those are good guesses. Inside your bag you're going to find pretend coins that represent some things God wants you to be stewards of.

Parents, if you are here with children, please make the following a family activity.

When I say 'go', you can open your Stewardship Bag and see what you find. Talk (or think, if you are by yourself) about this question: 'How can I be a good steward of each thing in my Stewardship Bag?'

[You might display the question on OHT.]

Alright, 'go'. Open your bag and see what you find.

[Allow some time for people to engage with this activity. Then . . .

If you found some blank coins in your Stewardship Bag, you might like to write (or draw a picture) on them of some other special gift God has given you to be a steward of.

[Allow a bit more time, then . . .

Thanks for being so cooperative and enthusiastic with this activity. I'd like you to tie up those gifts in your Stewardship Bag again and be ready for the next part of our worship.

10. SERMON

Me to God 'What's Mine is Yours' God to me: 'What's Yours is Mine'

The Bible story Matthew 25:14-30 can be the text. A sermon outline is attached.

An alternative text is 1 Peter 4:10: 'Each of us should use whatever gift he has received to serve others, faithfully administering God's grace in its various forms'.

11. CONFESSION & ABSOLUTION

Use your regular form of confession or something along these lines.

Words can be displayed on OHT or in your worship booklet for everyone to read, or several people can each read one part.

[You might invite the congregation to hold their 'stewardship bags' and think about what is in them as this prayer is read

AND/OR have people holding up large versions of the stewardship coins as they are mentioned in the prayer.]

Dear God, I do know that everything I have comes from you and really belongs to you.

You made and you give me:

- 'my' body, mind and spirit, 'my' abilities, talents
- 'my' family, friends, and the other people in my life
- 'my' home, 'my' possessions and 'my' money

- 'my' world, 'my' universe and everything in it.

Dear God,

- I am sorry that sometimes I *think* 'what's yours is mine' or 'only some part of what's mine is yours'
- I am sorry that sometimes I *talk* as if 'what's Yours is mine' or 'only some part of what's mine is Yours'
- I am sorry that sometimes I *act* as if 'what's Yours is mine' or 'part of what's mine is Yours'
- I am sorry that sometimes I don't appreciate everything you have given me and thank you for it
- I am sorry that sometimes I don't do what I can to take care of everything you have given me and to use it properly.

Please forgive me and help me to do better.

The minister can speak your usual words of forgiveness, or adapt them to the specific confession. OR use words like this:

Forgiveness is the greatest gift God gives us. It is such a great gift because of what it cost God. It cost more than any amount of money could buy. It cost the life of Jesus — God's own Son, who died on the cross [point to a cross/crucifix in the worship area] to pay for all our sins.

Because of what Jesus did, I can say to you right here and now that God forgives you every way we have mishandled the gifts he has given us.

You can go in peace, knowing that you are forgiven.

12. MUSIC

The congregation sings a song of thanksgiving or a 'stewardship' song.

13. TESTIMONY/INFORMATION (optional)

A member of the congregation may have found great blessing when they turned over their possessions/time to God. That person may tell their story. If they are uncomfortable, the Worship Leader can prompt with some helpful questions that require short answers.

OR *The congregation's finance officer may give some information about how money offerings are actually disbursed in the congregation and/or wider church.*

14. OFFERING

Announce and collect the offering in your usual way

OR Because the offering is a significant element of this stewardship service, you may do something different, eg invite one or two people from each family to bring their gift to the front and place it in a basket (or large Stewardship Bag) on the altar.

MUSIC: As the offering is collected or brought forward, instrumentalists can play quietly. OR the band/choir may 'perform a stewardship song OR the congregation may sing a stewardship song.]

The following traditional ofertory prayer (even with its outdated language) is particularly appropriate for use in this service before or after the offering is presented. It can be read by one person, or by the entire congregation.

We give Thee but Thine own
What'er the gift may be.
All that we have is Thine alone,
A gift, O Lord, from thee.

15. PRAYERS

Use your usual prayer format.

AND/OR A number of different people of different ages can read parts of a prayer based on the song: 'Take my life and let it be'. (See extra Resources)

AND/OR Petitions of concern to the congregation

AND/OR Pray together the form of the Lord's Prayer used in your congregation.

16. MUSIC

The congregation sings a closing song

17. BENEDICTION

WL/MINISTER: God will bless each one of you as you act as his stewards. Go in his care. Amen.

18. ANNOUNCEMENTS

Make any needed short announcements.

Suggest that people take home their 'Stewardship Bags'. They could

- put them somewhere that they can see them and think/talk about what they have done during this worship.
- write 'God's gifts' or another phrase on the outside of the bag.
- look at the coins at the end of the day; think/talk about how they have used each thing as God's steward during the day and ask God to be better stewards the next day.

EXTRA RESOURCES

STEWARDSHIP BAGS and COINS



You will need a 'Stewardship Bag' for each worshipper.

A small group of people can be involved with making the bags, but the effectiveness of the activity lies in keeping it all secret from as many people as possible (especially the children) until the service.

Stewardship Bags are a key element of the service. They provide young and old with:

- something to touch
- something to wonder about
- something to illustrate the Bible text and make it more memorable
- something to take home.

Stewardship Bags can be made from a circle of fabric tied with string or ribbon. Bags should all be about the same size, but can be made of a variety of scrap fabrics.

Cut circles 20 – 24 centimetres in diameter. Use pinking shears if you wish.

Place at least six 'coins' in each bag before tying it closed.

You can photocopy coins from the pattern below onto coloured card and cut out the coins. OR use texta to write the key words on cardboard, metal or wooden disks (any inexpensive coin-like materials you can find).

Make four coins with the key words and add at least two blank coins.



THE STEWARD



A skit based on the Parable of the Talents, Matthew 25 14-30

This skit mimics the television 'reality' program 'The Apprentice'.

You will need to develop some parts of the script based on the people taking the servant/contestant roles.

You may display a title like the one above on an OHT or poster during the skit (or just during the announcer's beginning and ending comments).

You may add theme music or any other elements that will enhance the presentation.

CHARACTERS

The skit requires four actors and an announcer.

- **DT:** (The man/master in the Bible story) should resemble as much as possible the Donald Trump character from 'The Apprentice'.
- **Contestants #1, #2 and #3:** (The servants in the Bible story) actors play themselves and use their own names. Each contestant could have a briefcase containing bags [see separate note on stewardship bags] representing their earnings, ie A's bag contains 10 bags, B's contains 4 bags, and C's contains 1 bag.
- **Announcer:** reads the from 'off-stage'.

SCENE

Arrange four chairs at a table: one at the 'head' and three others at sides so that the audience will be able to see all actors.

ANNOUNCER: At stake tonight is the dream job of eternity — becoming *The Steward* of The Lord.

ANNOUNCER: After weeks of intense competition three these people have emerged as the final contestants.

[As the announcer calls each name, the contestant enters and stands behind a side chair.]

ANNOUNCER: (something along these lines for each contestant: *Mick Bridger, the enterprising outdoor kitchen entrepreneur from Modbury, South Australia.*)

#1 _____

#2 _____

#3 _____

[DT takes his place at the head of the table.]

DT: You may be seated.

[All sit.]

DT: I have been away for some time on an overseas trip. Before I left, I gave each of you the challenge of looking after a portion of my fortune.

Today you will report on your achievement. Bear in mind that your futures rest on what you have accomplished.

DT: (Name #1), you first.

[During the first two presentations, **DT** listens without showing much emotion. Perhaps nodding slightly.]

#1: (stands) Thank you, Sir. You gave me \$50 000. (Ad lib an exaggerated scenario based on the person's actual life situation, eg . . . *I invested that money in a television ad campaign for my outdoor kitchen line that resulted an amazing number of orders. I doubled my staff and doubled your investment.*)

[#1 opens his/her briefcase and dumps ten bags on the table.]

DT: (nods slightly) Well done.
(indicating #2) You next.

[#1 sits and #2 stands.]

#2: Thank you, Sir. You gave me \$20 000. (Ad lib an exaggerated scenario as above) . . . and doubled your investment.

[#2 opens his/her briefcase and places four bags on the table.]

DT: (nods slightly) Well done.

DT: (indicating #3) You next.

[#2 sits and #3 stands.]

#3: Thank you, Sir. (Ad lib, along these lines) *You gave me \$10 000. I looked carefully at the stock market and noticed a downward trend. I know you are a hard man and would not accept a loss, so I kept your money safe by not investing there.*

I looked at the money market which is fluctuating — a very unsafe investment of your money.

I looked at property, particularly on the Gold Coast. I'm sure that bubble is about to burst. Prices are going to start declining. This was not a good time for investing there.

To cut a long story short, Sir. I protected your money very carefully. And here it is — every cent you entrusted to me.

[#3 opens his/her briefcase and puts one bag on the table.]

DT: (angry) You have got to be the most wicked, lazy contestant who ever walked through that door. You know I want profit. I want earnings. I want to see people use what I give them for the good of the corporation — and for me. You're fired!

#3 (closes briefcase. rises and walks slowly away, shaking his/her head and says to the audience:)

I thought I was doing the right thing.

DT: And you two, come with me. You have been faithful in a few things; I will put you in charge of much more.

[All three rise. **DT** shakes hands with each of them. They leave with DT's hands on their shoulders.]

Announcer: What an amazing turn of events! It looks like DT is choosing not just one steward, but any contestant who is faithful with what he gives them.

(Fading off) Turn in next . . . I'm not sure if there will be a next . . . Is it over? . . . Somebody's going to have to rewrite my script. . . What's going on?

You may want to follow the drama with a reading of the story directly from the Bible.

If you do so, introduce the reading along these lines:

'Towards the end of the book of Matthew in the Bible, we find a number of stories and images in which Jesus tells about the end of time. This is one of those stories: 'The kingdom of Heaven will be like . . .'

AN OFFERING PRAYER

Paraphrase of 'Take my life and let it be consecrated, Lord, for Thee' (TAHB #520).

One person may read the entire prayer.

OR two people may read petitions alternately. OR a different person may read each petition.

Instrumentalists may play the hymn tune while offerings are taken forward.

The congregation could sing the traditional words rather than (or following) the spoken prayer.

Dear God,
take my life
and help me do what you want me to.

Take my minutes, hours and days
help me fill all my time with your praise.

Take my hands
and help me use them to serve
in ways that show your love.

Take my feet
and help them take me
where you want me to go.

Take my voice,
and help me sing
always, only, for you, my King.

Take my lips
and help me use them
to say what you want me to say.

Take my income and my wealth,
Help me not hold back
anything that is yours.

Take my intellect
and help me use every power
as you choose.

Take my will;
make it like yours, not mine.

Take my heart;
it is your own.
Let it be your royal throne.

Take my love.
I give it all to you.

Take myself,
and I will live
ever, only, all for you.

Amen

stewardship

a skit for two puppets (or two people) and the worship leader

Display a large sign of the word stewardship

s t e w a r d s h i p

Improvise the dialogue using the following as a suggestion only

WL: This is our new word.

A: It's a big one. What's it mean?

WL: You can figure it out for yourselves.

B: How?

WL: Try breaking it down into little words you know.

A: (Looking, then pointing) Ah, um. I got one. (cheeky) 'a'.

B: (pointing) I can do better than that. There's 'war'.

WL: That's a word OK. But it doesn't really help us. What else can you find.

B: I know: 'hip'. (points, then shakes hips) Like 'shake your hip'.

A: (mock horror) You can't do that in church! Maybe you could say 'hip hip hooray' — like for God — or something!

WL: That's great. But can you find a word that's just a bit bigger than 'hip'.

B: Um, m,m,m. I've got it: 'Ship'. See there, at the end (points).

WL: Great. Now let's draw a line to separate off the ship.

[**WL** marks the chart: *steward / ship*]

WL: What's left?

A: 'Stew'. Like in thick soup.

WL: Add a bit to the stew.

A: (cheeky) You mean like salt and pepper?

B: No. More letters, stupid.

A: Who you calling 'stupid'?

WL: No fighting there. You've just about got it. Add some letters to stew and you have —

A: . . . 'Stew-ard'. 'Steward'.

B: What's that?

A: I know. I know. Like on a ship. I've seen it on TV. There's a guy in a white jacket and hat who's called a 'steward'.

WL: That's right.

B: So what's a steward on a ship got to do with God.

WL: Does the steward own the ship?

B: No. Some rich guy does.

WL: And does the rich guy do all the work on the ship?

A: No. The steward does. And the rest of the crew.

WL: Now, if you think of the earth as a ship —


B: . . . God is the rich guy that really owns it.

A: You and me are the stewards that help keep it going.

B: So that's stewardship, huh? Looking after God's earth-ship.

WL: Pretty much.

A: Why didn't you just say so?



A SERMON OUTLINE

based on the Parable of the Three Stewards
in Matthew 25

1) Serving is God's plan for his kingdom

This is a story about God's kingdom. Jesus is describing how life for us as followers of Jesus will be.

2) God gives us what we need to serve him

The master entrusts the servants with money to use on his behalf while he is away. He gives them something to serve him with. He doesn't leave them unequipped. It is not their money but they are given the responsibility for how they will use it.

3) We can choose how we use our gifts

How you use what God entrusts you with is entirely up to you. You can put it to work for his purposes which the first two servants did. Or you bury your gifts. People may be stopped from using their gifts for God by

- fear
- self-centeredness
- business.

4) We are accountable for how we use our gifts

Being called to account is quite different to being judged for eternity.

When you receive Jesus as your leader and rescuer you receive forgiveness and eternal life. Through faith you have that now.

Using God's gifts in his service is our response to his gift of forgiveness and salvation. It is a response to the work of the Holy Spirit in us. Philippians 2:13

5) God generously rewards those who use their gifts to serve him

To the first servant, the master said, *'Well done, my good and faithful servant. You have been faithful in handling this small amount, so now I will give you many more responsibilities. Let's celebrate together!'* (Matthew 25:23)

The amazing thing is that God

- saves us for service
- gifts us for service
- empowers us for service through the Holy Spirit
- and then he rewards us for it.

It doesn't make sense when you think about it. God rewards us for what he is doing in our lives. God is an incredibly generous God.

6) The 'problem' of the third servant.

And God's generosity, apparently, is what the third servant had not grasped. He saw the master as a hard man. He was so afraid of the master that he hid what the master had given.

People who see God as a hard task master, will inevitably use what God has given them in the wrong way. Eg they

- burn themselves out with much activity trying to keep this angry God happy
- worry so much about the quality of what they do or the motives behind what they do that they end up doing nothing.

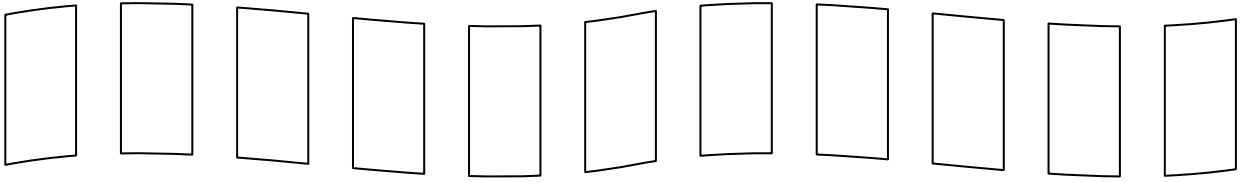
CONCLUSION

When you and I take what God gives us and use it for his purpose, God will multiply it for us. Then he will reward us for that. Some of the reward is the satisfaction of seeing what you do grow. That is the type of God we serve: a God who wants to bless our faithfulness at every turn.


(Based on a sermon by Pastor Noel Kluge)

Unscramble the letters of today's key word

dpwetsshair



Colour in the pictures of the stewards who did what the master wanted them to do with what he gave them.



$5+5=$ ___ $2+2=$ ___ $1+0=$ ___


What do these sums tell you about the good things God has given you?

How many coins can you count? _____

Colour in as many coins as your age.

Circle as many coins as people in your family

Write your phone number in the last line of coins.



TICK SOME TALENTS GOD HAS GIVEN YOU

I'm good at . . .

- Helping people
- Looking out for younger children
- Saying thank-you
- Giving hugs and kisses
- Playing sports
- Singing
- Dancing
- Reading
- Writing
- Doing maths
- Using a computer
- Riding a bike/ skateboard/ rolerblades
- Thinking
- Talking
- Listening
- Obeying
- Taking care of animals
- Taking care of a garden
- Cooking
- Washing up
- Making people laugh
- Running
- Swimming

How do you think God wants you to use these talents?