



White Knight[®]

Wheel Accessories





Since 1990, **White Knight Wheel Accessories** has proudly established a solid reputation of providing the automotive aftermarket industry with quality products, unparalleled customer service, and competitive pricing. Our valued customers, our reliable vendors and our dedicated staff continue to be the foundation for our ongoing success in this competitive and dynamic market.

Quality Products – To guarantee product quality and dependability, we source and procure only from ISO and QS approved vendors. Our products are manufactured in state-of-the-art facilities to meet and exceed aftermarket standards. Everything we offer, from lug nuts, to wheel locks, to wheel adapters, and everything else in between, has White Knight’s stamp of approval, and with that, our promise for quality products.

Competitive Pricing – We pride ourselves in consistently offering lower prices for quality products. White Knight is always committed to bringing a more valuable bottom line to your business by offering the best volume discounts available.

Customer service – Our staff is the backbone of our company. From our efficient and dependable warehouse personnel to our courteous and knowledgeable sales team, we work collectively to ensure complete customer satisfaction. Whether you are calling with a question or an order, you can always expect professionalism, attentiveness and excellent service.

White Knight Wheel Accessories understands that our success goes hand-in-hand with our customers’ success. Our products, our pricing and our people are the reasons why we are your one-stop source for all of your wheel accessory needs.

TABLE OF CONTENTS		
	About our Lug Nuts	3
	Factory Lug Nuts	4-7
	Lug Nuts	8-13
	Spline/Aluminum Lug Nuts	14-15
	Spike Lug Nuts	16-17
	Tuner Lug Nuts	18
	Washers & Wheel Inserts	19
	Wheel Locks	20-21
	Lug Bolts	22-25
	Bolt Locks	26
	Wheel Weights	27
	Valve Stems	28-30
	Valve Stem Accessories & Tools	31
	TPMS Service Kits & Accessories	32
	TPMS/Simulators	33
	Center Caps	34-35
	Knurl Studs	36-37
	Wheel Studs	38
	Retail Program	39
	Hub Centric Rings	40
	Spacers	41
	Hub Centric Spacers	42-43
	Automotive & ATV Wheel Adapters	44-48
	Spinners, Emblems & Hardware	49
	Lug Wrenches & Adapters	50-51
	Misc Gauges	52
	ABS Wheel Covers	53
	Oil Drain Plugs	54

About Our Lug Nuts



- Constructed to enhance the luster of your wheels and provide maximum dependability and strength.
- Backed by our ISO and QS certified facilities, we manufacture each lug nut to exact fastener standards using the latest equipment available on the market.
- Cold forged for increased strength and uniformity, our lug nuts meet or exceed OEM and aftermarket application standards.
- Each lug nut is hand polished before plating, resulting in longer-lasting superior chrome finish.

Quick Reference Guide for Lug Nut Selection

Description	ACORN	ACORN BULGE	OPEN-END	DUPLEX ACORN	STANDARD MAG	TUNER
Application	• Steel Wheels	• Steel and Aluminum • Bulge adds increased seating surface	• Wheels with cap covering lugs	• 8 Lug Wheels • 7/8" and larger hex sizes • Also available with dome top	• Aluminum wheels that are 9/16" and 7/8" thick at stud holes	• Small diameter wheels with deep lug holes
Seat	60° taper	60° taper	60° taper	60° taper	No Taper	60° taper

Description	DUALIE	SPLINE	ET CONICAL	STAINLESS-STEEL CAPPED	RADIUS SEAT	ALUMINUM
Application	• 1" and larger hex sizes	• Small diameter aftermarket wheels • Ultra-thin design key adapter	• Additional shank for increased contact with lug • 60° conical bulge seating for added contact with wheel	• Added resistance to rust and corrosion • Ideal for increased exposure to salt water	• Radial seat wheels	Ultra Light weight for maximum performance
Seat	90° taper	60° taper	ET Conical	60° taper	Radius	60° taper



Retail Packages



CLAMSHELL

The tamper-resistant clamshell is designed to save you space and enhance the appearance of your retail display.



MINI-CLAM

The mini-clam is perfect for those who look to maximize the visibility of a small or compact showcase.




BAG WITH HEADER

The durable plastic bag with a cardboard header card is an economic, yet effective option.

Factory Lug Nuts

Original Equipment Lug Nuts




STAINLESS STEEL CAPPED BULGE ACORN

Make	Thread Size	Bulk#
Cadillac/ Buick	12mm 1.50	WN-263-B
Box Qty.	50/500	

OPEN-END BULGE

Make	Thread Size	Bulk#
Chevrolet	7/16	2002S
	1/2	2004S
	12mm 1.50	2007S
	14mm 1.50	2009S
	9/16	2010S
	3/4" Black Cap	2000SCP
	3/4" Chrome Cap	2000SCP-CR
Box Qty.	50/500	



OPEN-END DUAL THREAD ACORN

Make	Thread Size	Bulk#
Chevrolet/ Buick/ Saturn	12mm x 1.50	WN-150-B
	3/4" Black Cap	2000SCP
	3/4" Chrome Cap	2000SCP-CR
Box Qty.	50/500	

OPEN-END DUAL THREAD ACORN

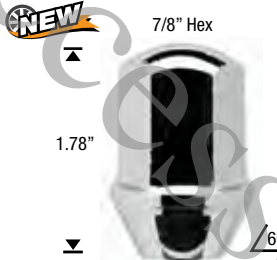
Make	Thread Size	Bulk#
Chevrolet/ GMC	7/16	2002
	1/2	2004
	12mm 1.50	2007
	14mm 1.50	2009
	9/16	2010
	7/8" Black Cap	2000CP
	7/8" Chrome Cap	2000CP-CR
Box Qty.	40/400	

STAINLESS STEEL CAPPED DUPLEX BULGE ACORN

Make	Thread Size	Bulk#
Chevrolet/ GMC/Buick	14mm 1.50	WN-236-B
Box Qty.	30/300	

OPEN-END BULGE

Make	Thread Size	Bulk#
Chevrolet/ GMC/Buick/ Ram	14mm 1.50	1309-1D
	9/16	1310-1D
Box Qty.	50/500	



DUPLEX BULGE ACORN

Make	Thread Size	Bulk#
Dodge/ Chevrolet/Buick/ Ram/Jeep	14mm 1.50	1709D
Dodge	9/16	1710D
Ford	14mm 2.00	1750D
Box Qty.	25/250	

BLACK DUPLEX BULGE ACORN

Make	Thread Size	Bulk#
Dodge/ Chevrolet/Buick/ Ram/Jeep	14mm 1.50	1709DBK
Dodge	9/16	1710DBK
Ford	14mm 2.00	1750DBK
Box Qty.	25/250	

DUPLEX BULGE ACORN LONG

Make	Thread Size	Bulk#
Dodge/ Chevrolet/Buick/ Ram/Jeep	14mm 1.50	1709DL
Dodge	9/16	1710DL
Box Qty.	20/200	

BLACK DUPLEX BULGE ACORN LONG

Make	Thread Size	Bulk#
Dodge/ Chevrolet/Buick/ Ram/Jeep	14mm 1.50	1709DLBK
Dodge	9/16	1710DLBK
Box Qty.	20/200	



ET BULGE

Make	Thread Size	Bulk#
Dodge/ Chevrolet/Buick	14mm 1.50	WN-259-B
Box Qty.	25/250	

BULGE

Make	Thread Size	Bulk#
Dodge/Chrysler/ Jeep	12mm 1.50	WN-074-B
Box Qty.	50/500	

STAINLESS STEEL CAPPED ET BULGE

Make	Thread Size	Bulk#
Dodge/ Chrysler	12mm 1.50	WN-181-B
Box Qty.	30/300	

ET BULGE

Make	Thread Size	Bulk#
Dodge/Chrysler	12mm 1.50	WN-181-BC
Box Qty.	30/300	

We have expanded our lug nut selection to offer chrome and black direct replacement lugs for popular makes and models.

NEW



SHORT BULGE ACORN STAINLESS STEEL CAPPED		
Make	Thread Size	Bulk#
Ford	12mm 1.50	18300
Chevrolet	7/16"	WN-070-B
Box Qty.		50/500

NEW



SWIVEL FLANGE FLAT		
Make	Thread Size	Bulk#
Ford	14mm 2.00	WN-196-B
	14mm 1.50	WN-246-B
	1/2"	9604
	9/16"	9610
Box Qty.		50/500

NEW



OPEN-END BULGE ACORN		
Make	Thread Size	Bulk#
Ford	14mm 2.0	WN-223-B
Box Qty.		30/300

NEW



BULGE ACORN		
Make	Thread Size	Bulk#
Ford	14mm 1.50	WN-008-B
Box Qty.		30/300

NEW



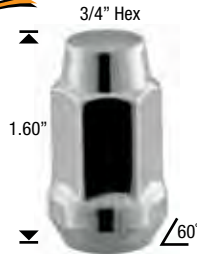
BULGE ACORN		
Make	Thread Size	Bulk#
Ford	14mm 2.0	WN-288-B
Box Qty.		25/250

NEW



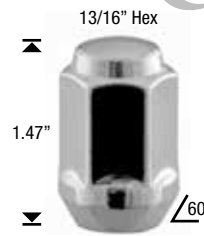
BULGE ACORN		
Make	Thread Size	Bulk#
Ford	12mm 1.50	WN-303-B
Box Qty.		50/500

NEW



BULGE ACORN		
Make	Thread Size	Bulk#
Ford	1/2	WN-94-B
Box Qty.		40/400

NEW



BULGE ACORN		
Make	Thread Size	Bulk#
Ford	1/2	WN-71-B
Box Qty.		40/400

NEW



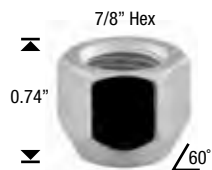
BULGE ACORN		
Make	Thread Size	Bulk#
Ford Mustang	1/2	1004M
Box Qty.		50/500

NEW



STAINLESS STEEL CAPPED BULGE ACORN		
Make	Thread Size	Bulk#
Ford Mustang	1/2	WN-292-B
Box Qty.		50/500

NEW



OPEN-END ACORN		
Make	Thread Size	Bulk#
Ford Van	9/16	WN-52-B
Box Qty.		50/500

NEW



BULGE ACORN CHROME & BLACK		
Make	Thread Size	Bulk#
Ford/Lincoln	14mm 1.50	WN-007-B
Add BK = Black		
Box Qty.		40/400

NEW



OPEN-END BULGE ACORN		
Make	Thread Size	Bulk#
Ford/Mercury	1/2	WN-199-B
Box Qty.		40/400

NEW



OPEN-END BULGE ACORN		
Make	Thread Size	Bulk#
Ford/Mercury/ Lincoln	1/2	WN-163-B
Box Qty.		50/500

Factory Lug Nuts




SHORT SHANK MAG		
Make	Thread Size	Bulk#
Chevrolet	7/16	5322
GM OEM / Corvette	12mm 1.50	5327
	Box Qty.	50/500

OPEN-END ACORN		
Make	Thread Size	Bulk#
GMC/Chevrolet Van and Truck	9/16	WN-53-B
	Box Qty.	25/250

RADIUS SEAT CHROME & BLACK		
Make	Thread Size	Bulk#
Honda/Acura	12mm 1.50 (radius: 12mm)	1907HR
	Add BK = Black	
	Box Qty.	40/400

RADIUS SEAT SHORT		
Make	Thread Size	Bulk#
Honda/Acura	12mm 1.50 (radius: 12mm)	1907SR
	Box Qty.	50/500





RADIUS SEAT W/ WASHER		
Make	Thread Size	Bulk#
Honda/Acura	12mm 1.50 (radius: 12mm)	1907WR
	Box Qty.	40/400

RADIUS SEAT W/ WASHER, BLACK		
Make	Thread Size	Bulk#
Honda/Acura	12mm 1.50 (radius: 12mm)	1907WRBK
	Box Qty.	40/400

OPEN END RADIUS SEAT		
Make	Thread Size	Bulk#
Honda/Acura	12mm 1.50	WN-144-B
	Box Qty.	50/500

RADIUS SEAT CHROME & BLACK		
Make	Thread Size	Bulk#
Honda/Acura	12mm 1.50	WN-201-B
	Add BK = Black	
	Box Qty.	25/250

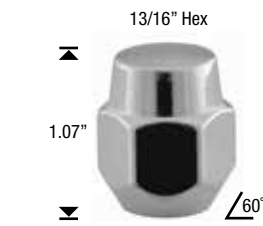



OPEN-END RADIUS SEAT HEAT TREATED		
Make	Thread Size	Bulk#
Honda/Acura	12mm 1.50	1307-1R
	14mm 1.50	1309-1R
	Box Qty.	50/500

DUPLEX RADIUS SEAT W/ ATTACHED WASHER		
Make	Thread Size	Bulk#
Honda/Acura	14mm 1.50	WN-314-B
	Box Qty.	40/400

DUPLEX RADIUS SEAT		
Make	Thread Size	Bulk#
Honda/Acura	14mm 1.50	WN-327-B
	Box Qty.	40/400

DUPLEX RADIUS SEAT CHROME & BLACK		
Make	Thread Size	Bulk#
Honda/Acura	14mm 1.50	1909DR
	Add BK = Black	
	Box Qty.	20/200



2-PC RADIUS SEAT 3/4" HEX, HEAT TREATED		
Make	Thread Size	Bulk#
Honda/Acura	14mm 1.50	1909R
	14mm 1.25 (radius: 14mm)	1925R
	Box Qty.	50/500

BULGE ACORN		
Make	Thread Size	Bulk#
Hyundai/Kia	12mm 1.50	WN-315-B
	Box Qty.	40/400

ACORN		
Make	Thread Size	Bulk#
Hyundai/Kia/Mazda	12mm 1.50	WN-141-B
	Box Qty.	50/500

BULGE ACORN STAINLESS STEEL CAPPED		
Make	Thread Size	Bulk#
	7/16	1902ST
Jeep	1/2	1904ST
	12mm 1.25	1906ST
	12mm 1.50	1907ST
Jeep	14mm 1.50	1909ST
	12mm 1.75	1912ST
	Box Qty.	50/500

Factory Lug Nuts



ACORN		
Make	Thread Size	Bulk#
Kia	12mm 1.50	WN-253-B
	Box Qty.	50/500



MAG W/ ATTACHED WASHER		
Make	Thread Size	Bulk#
Kia	12mm 1.25	WN-210-B
	Box Qty.	40/400



BULGE ACORN SHORT		
Make	Thread Size	Bulk#
Lexus	14mm 1.50	1709DT
	Box Qty.	40/400



MEDIUM MAG W/ ATTACHED WASHER		
Make	Thread Size	Bulk#
	7/16	5302
	1/2	5304
Nissan	12mm 1.25	5306
Toyota	12mm 1.50	5307
	12mm 1.75	5312
	Box Qty.	30/300



MEDIUM MAG W/ ATTACHED WASHER, BLACK		
Make	Thread Size	Bulk#
Nissan	12mm 1.25	5306BK
Toyota	12mm 1.50	5307BK
	Box Qty.	30/300



DOME TOP ACORN		
Make	Thread Size	Bulk#
Nissan	12mm 1.25	WN-114-B
Toyota	12mm 1.50	WN-133-B
	Box Qty.	50/500



DOME TOP ACORN BLACK		
Make	Thread Size	Bulk#
Nissan	12mm 1.25	WN-114-BK
Toyota	12mm 1.50	WN-133-BK
	Box Qty.	50/500



RADIUS SEAT LUG NUT HEAT TREATED, CHROME & BLACK		
Make	Thread Size	Bulk#
Porsche	14mm 1.50	1909P
	Add BK = Black	
	Box Qty.	50/500



DUPLEX MAG W/ ATTACHED WASHER, CHROME & BLACK		
Make	Thread Size	Bulk#
Range Rover	14mm 1.50	5309RR
	Add BK = Black	
	Box Qty.	25/250



DOME TOP ACORN		
Make	Thread Size	Bulk#
Subaru	12mm 1.25	WN-076-B
	Box Qty.	50/500



OPEN-END ACORN		
Make	Thread Size	Bulk#
Suzuki/Subaru	12mm 1.25	WN-64-BZ
	Box Qty.	50/500



TOYOTA LONG MAG DOME TOP W/ ATTACHED WASHER		
Make	Thread Size	Bulk#
Toyota	12mm 1.50	5307D
	Box Qty.	30/300



BLACK MEDIUM MAG W/ ATTACHED WASHER		
Make	Thread Size	Bulk#
Toyota	12mm 1.50	5307DL
Lexus	14mm 1.50	5309DL
	Add BK = Black	
	Box Qty.	25/250



LONG MAG W/ ATTACHED WASHER		
Make	Thread Size	Bulk#
Toyota	12mm 1.50	5307L
	Box Qty.	30/300



LONG MAG W/ ATTACHED WASHER, BLACK		
Make	Thread Size	Bulk#
Toyota	12mm 1.50	5307LBK
	Box Qty.	30/300




BULGE ACORN SHORT		
Make	Thread Size	Bulk#
Toyota	12mm 1.50	1707T
	Box Qty.	50/500

Lug Nuts



1-PC ACORN	
Thread Size	Bulk#
3/8	1001
7/16	1002
1/2	1004
12mm 1.25	1006
12mm 1.50	1007
14mm 1.50	1009
12mm 1.75	1012
Box Qty.	50/500



1-PC ACORN HEAT-TREATED	
Thread Size	Bulk#
7/16	1002H
1/2	1004H
12mm 1.25	1006H
12mm 1.50	1007H
14mm 1.50	1009H
12mm 1.75	1012H
Box Qty.	50/500



1-PC ACORN LONG	
Thread Size	Bulk#
7/16	1002L
1/2	1004L
12mm 1.25	1006L
12mm 1.50	1007L
14mm 1.50	1009L
12mm 1.75	1012L
14mm 2.00	1050L
Box Qty.	30/300



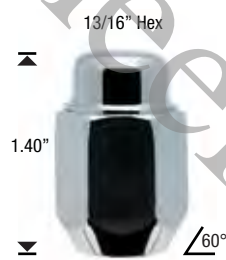
1-PC ACORN SHORT	
Thread Size	Bulk#
7/16	1002S
1/2	1004S
12mm 1.25	1006S
12mm 1.50	1007S
10mm 1.25	1010S
12mm 1.75	1012S
Box Qty.	50/500



1-PC ACORN BULGE SHORT 3/4" HEX	
Thread Size	Bulk#
1/2	1104S
12mm 1.25	1106S
12mm 1.50	1107S
14mm 1.50	1109S
Box Qty.	50/500



XL ACORN	
Thread Size	Bulk#
14mm 1.50	1009XL
14mm 2.00	1050XL
Box Qty.	30/300



2-PC ACORN	
Thread Size	Bulk#
7/16	1202
1/2	1204
1/2 L.H.	1205
12mm 1.25	1206
12mm 1.50	1207
14mm 1.50	1209
12mm 1.75	1212
Box Qty.	50/500



2-PC ACORN HEAT TREATED	
Thread Size	Bulk#
7/16	1402
1/2	1404
12mm 1.25	1406
12mm 1.50	1407
14mm 1.50	1409
12mm 1.75	1412
Box Qty.	50/500



BLACK ACORN	
Thread Size	Bulk#
7/16	1202BK
1/2	1204BK
12mm 1.25	1206BK
12mm 1.50	1207BK
14mm 1.50	1209BK
12mm 1.75	1212BK
Box Qty.	50/500




2-PC BULGE ACORN	
Thread Size	Bulk#
7/16	1702
1/2	1704
1/2 L.H.	1705
12mm 1.25	1706
12mm 1.50	1707
14mm 1.50	1709
12mm 1.75	1712
14mm 2.0	1750
9/16	1710
Box Qty.	50/500




2-PC BULGE ACORN 3/4" HEX	
Thread Size	Bulk#
7/16	1702S
1/2	1704S
10mm 1.50	1711S
12mm 1.25	1706S
12mm 1.50	1707S
14mm 1.50	1709S
9/16	1710S
12mm 1.75	1712S
14mm 2.00	1750S
Box Qty.	50/500



2-PC BULGE ACORN HEAT TREATED	
Thread Size	Bulk#
7/16	1702SH
1/2	1704SH
12mm 1.25	1706SH
12mm 1.50	1707SH
14mm 1.50	1709SH
12mm 1.75	1712SH
14mm 2.00	1750SH
Box Qty.	50/500



2-PC BLACK BULGE ACORN	
Thread Size	Bulk#
7/16	1702BK
1/2	1704BK
12mm 1.25	1706BK
12mm 1.50	1707BK
14mm 1.50	1709BK
(Add "S" for 3/4" Hex)	
Box Qty.	50/500



2-PC RED/BLUE BULGE ACORN	
Thread Size	Bulk#
7/16	1702
1/2	1704
12mm 1.25	1706
12mm 1.50	1707
14mm 1.50	1709
12mm 1.75	1712
(Add "S" for 3/4" Hex)	
(Add R=Red; BL=Blue)	
Box Qty.	50/500



BULGE ACORN LONG	
Thread Size	Bulk#
7/16	1702L
1/2	1704L
12mm 1.25	1706L
12mm 1.50	1707L
5/8	1708L
9/16	1710L
Box Qty.	40/400

Lug Nuts




XXL BULGE ACORN	
Thread Size	Bulk#
14mm 1.50	1709SXL
12mm 1.75	1712SXL
14mm 2.00	1750SXL
9/16	1710SXL
Box Qty.	30/300



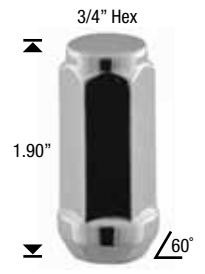
1-PC BULGE ACORN	
Thread Size	Bulk#
7/16	1902S
1/2	1904S
12mm 1.25	1906S
12mm 1.50	1907S
14mm 1.50	1909S
12mm 1.75	1912S
14mm 1.50	1950S
Box Qty.	50/500




BULGE ACORN LONG	
Thread Size	Bulk#
7/16	1902L
1/2	1904L
9/16	1910L
12mm 1.25	1906L
12mm 1.50	1907L
14mm 1.50	1909L
12mm 1.75	1912L
14mm 2.00	1950L
Add "S" for 3/4" Hex (40/400)	
Box Qty.	30/300



XL BULGE ACORN	
Thread Size	Bulk#
7/16	1902XL
1/2	1904XL
9/16	1910XL
12mm 1.25	1906XL
12mm 1.50	1907XL
14mm 1.50	1909XL
12mm 1.75	1912XL
14mm 2.00	1950XL
Box Qty.	30/300



XL BULGE ACORN HEAT TREATED	
Thread Size	Bulk#
14mm 1.50	1909XLH
9/16	1910XLH
14mm 2.00	1950XLH
Box Qty.	30/300




BLACK XL BULGE ACORN	
Thread Size	Bulk#
1/2	1904XLBK
14mm 1.50	1909XLBK
9/16	1910XLBK
14mm 2.00	1950XLBK
Box Qty.	30/300



OPEN-END ACORN	
Thread Size	Bulk#
3/8	1301
7/16	1302
1/2	1304
12mm 1.25	1306
12mm 1.50	1307
12mm 1.75	1312
Box Qty.	100/1000



OPEN-END ACORN	
Thread Size	Bulk#
7/16	1322
1/2	1324
12mm 1.25	1326
12mm 1.50	1327
14mm 1.50	1309
9/16	1310
Box Qty.	100/1000



OPEN-END BULGE ACORN 17MM HEIGHT	
Thread Size	Bulk#
1/2	1304-1SA
12mm 1.25	1306-1SA
12mm 1.50	1307-1SA
14mm 1.50	1309-1SA
Box Qty.	80/800




OPEN-END BULGE ACORN 14MM HEIGHT	
Thread Size	Bulk#
7/16	1302-1B
1/2	1304-1B
12mm 1.25	1306-1B
12mm 1.50	1307-1B
14mm 1.50	1309-1B
9/16	1310-1B
14mm 2.00	1350-1B
Box Qty.	100/1000



OPEN-END BULGE ACORN	
Thread Size	Bulk#
1/2	1304-11
12mm 1.25	1306-11
12mm 1.50	1307-11
Box Qty.	80/800



OPEN-END BULGE	
Thread Size	Bulk#
7/16	1302-1
1/2	1304-1
12mm 1.25	1306-1
12mm 1.50	1307-1
14mm 1.50	1309-1
9/16	1310-1
12mm 1.75	1312-1
14mm 2.00	1350-1
Box Qty.	50/500



OPEN-END BULGE	
Thread Size	Bulk#
7/16	1302-1S
1/2	1304-1S
12mm 1.25	1306-1S
12mm 1.50	1307-1S
14mm 1.50	1309-1S
9/16	1310-1S
12mm 1.75	1312-1S
14mm 2.00	1350-1S
Box Qty.	50/500



OPEN-END BULGE HEAT-TREATED	
Thread Size	Bulk#
7/16	1302-1SH
1/2	1304-1SH
12mm 1.25	1306-1SH
12mm 1.50	1307-1SH
14mm 1.50	1309-1SH
9/16	1310-1SH
12mm 1.75	1312-1SH
14mm 2.00	1350-1SH
Box Qty.	50/500



DUPLEX ACORN	
Thread Size	Bulk#
7/16	3002
1/2	3004
1/2 L.H.	3005
14mm 1.50	3009
9/16	3010
9/16 L.H.	3020
5/8	3030
5/8 L.H.	3040
14mm 2.00	3050
Box Qty.	30/300

Lug Nuts



DUPLEX ACORN HEAT-TREATED	
Thread Size	Bulk#
1/2	3004H
14mm 1.50	3009H
9/16	3010H
14mm 2.00	3050H
Box Qty.	30/300

BLACK DUPLEX ACORN	
Thread Size	Bulk#
14mm 1.50	3009BK
9/16	3010BK
14mm 2.00	3050BK
Box Qty.	30/300

OPEN-END DUPLEX ACORN	
Thread Size	Bulk#
7/16	3032
1/2	3034
14mm 1.50	3039
9/16	3045
9/16 L.H.	3055
14mm 2.00	3060
5/8	3065
5/8 L.H.	3075
Box Qty.	30/300

XL DUPLEX ACORN	
Thread Size	Bulk#
1/2	3204
14mm 1.50	3209
9/16	3210
9/16 L.H.	3220
14mm 1.50	3250
Box Qty.	20/200

XXL DUPLEX ACORN	
Thread Size	Bulk#
9/16	3310
Box Qty.	20/200



DUALIE ACORN	
Thread Size	Bulk#
14mm 1.50	3109
9/16	3110
9/16 L.H.	3120
5/8	3130
5/8 L.H.	3140
Box Qty.	20/200

SHORT DUALIE ACORN	
Thread Size	Bulk#
14mm 1.50	3109A
9/16	3110A
Box Qty.	20/200

DUALIE ACORN W/ ATTACHED WASHER	
Thread Size	Bulk#
14mm 1.50	3109W
9/16	3110W
9/16 L.H.	3110LW
Box Qty.	20/200

BULGE ACORN HEAT TREATED	
Thread Size	Bulk#
7/16	1502
1/2	1504
12mm 1.25	1506
12mm 1.50	1507
14mm 1.50	1509
Box Qty.	50/500

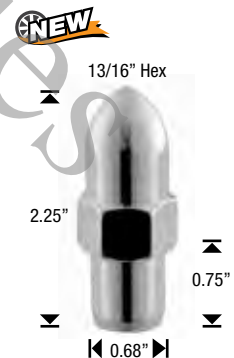
OPEN-END BULGE ACORN	
Thread Size	Bulk#
7/16	1532
1/2	1534*
12mm 1.25	1536*
12mm 1.50	1537*
14mm 1.50	1539
*Add "S" for 0.84" H	
Box Qty.	50/500

Have you checked out our new website?



You can...

- Keep up-to-date on our new items
- Check applications
- Order online



BULLET ACORN	
Thread Size	Bulk#
7/16	1932
1/2	1934
12mm 1.50	1937
14mm 1.50	1939
Box Qty.	50/500

BULLET MAG	
Thread Size	Bulk#
7/16	8232
1/2	8234
12mm 1.50	8237
Box Qty.	40/400

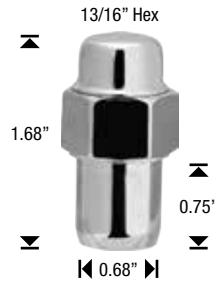
Lug Nuts




1-PC STANDARD MAG	
Thread Size	Bulk#
7/16	1740
1/2	1741
1/2 L.H.	1742
12mm 1.25	1744
12mm 1.50	1745
14mm 1.50	1749*
*#1749 comes in a 0.75" Dia. & 7/8" Hex	
Use 772 washer. 14mm use 773 washer.	
Box Qty.	50/500



OPEN-END STANDARD MAG	
Thread Size	Bulk#
7/16	1730
1/2	1731
12mm 1.25	1734
12mm 1.50	1735
14mm 1.50	1739*
*#1739 comes in a 0.75" Dia. & 7/8" Hex	
Use 772 washer. 14mm use 773 washer.	
Box Qty.	50/500



2-PC STANDARD MAG	
Thread Size	Bulk#
7/16	8202
1/2	8204
12mm 1.25	8206
12mm 1.50	8207
Use 772 washer.	
Box Qty.	50/500



BLACK 2-PC STANDARD MAG	
Thread Size	Bulk#
7/16	8202BK
1/2	8204BK
12mm 1.25	8206BK
12mm 1.50	8207BK
Use 772BK washer.	
Box Qty.	50/500



DOME STANDARD MAG	
Thread Size	Bulk#
7/16	8102
1/2	8104
12mm 1.25	8106
12mm 1.50	8107
Use 772 washer.	
Box Qty.	50/500



1-PC SHORT SHANK MAG	
Thread Size	Bulk#
7/16	1640
1/2	1641
12mm 1.25	1644
12mm 1.50	1645
Use 774 washer.	
Box Qty.	50/500



2-PC SHORT SHANK MAG	
Thread Size	Bulk#
7/16	5202
1/2	5204
12mm 1.25	5206
12mm 1.50	5207
Use 774 washer.	
Box Qty.	50/500



OPEN-END SHORT SHANK MAG	
Thread Size	Bulk#
7/16	5102
1/2	5104
12mm 1.25	5106
12mm 1.50	5107
Use 774 washer.	
Box Qty.	50/500



DOME SHORT SHANK MAG	
Thread Size	Bulk#
7/16	5002
1/2	5004
12mm 1.25	5006
12mm 1.50	5007
Use 774 washer.	
Box Qty.	50/500



DOME MEDIUM MAG	
Thread Size	Bulk#
7/16	4002
1/2	4004
12mm 1.25	4006
12mm 1.50	4007
Use 772 washer.	
Box Qty.	50/500



OPEN-END MEDIUM MAG	
Thread Size	Bulk#
7/16	4022
1/2	4024
12mm 1.25	4026
12mm 1.50	4027
Uses 772 washer.	
Box Qty.	50/500



LONG MAG	
Thread Size	Bulk#
7/16	8502
1/2	8504
12mm 1.25	8506
12mm 1.50	8507
Uses 779 or 780 washer	
Box Qty.	50/500



EXTENDED MAG	
Thread Size	Bulk#
7/16	8802
1/2	8804
12mm 1.25	8806
12mm 1.50	8807
Uses 779 or 780 washer	
Box Qty.	40/400



CRAGAR MAG	
Thread Size	Bulk#
7/16	8852
1/2	8854
12mm 1.25	8856
12mm 1.50	8857
14mm 1.50	8859*
*#8859 comes in a 0.75" Dia. & 7/8" Hex	
uses 779 or 780 washer.	
Box Qty.	30/300




OPEN-END CRAGAR MAG	
Thread Size	Bulk#
7/16	8852-1
1/2	8854-1
12mm 1.25	8856-1
12mm 1.50	8857-1
14mm 1.50	8859-1*
*#8859-1 comes in a 0.75" Dia. & 7/8" Hex	
uses 779 or 780 washer.	
Box Qty.	30/300

Lug Nuts



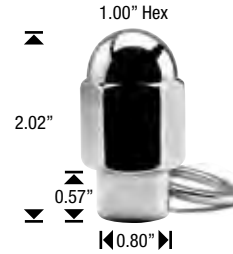
DOME DUPLEX MAG	
Thread Size	Bulk#
7/16	9002
1/2	9004
14mm 1.50	9009
9/16	9010
Uses 773 washer.	
Box Qty.	40/400



DOME XL DUPLEX MAG	
Thread Size	Bulk#
1/2	9204
14mm 1.50	9209
9/16	9210
9/16 L.H.	9220
Uses 773 washer.	
Box Qty.	30/300



DOME MAG W/WASHER 0.80" SHANK	
Thread Size	Bulk#
5/8	9108W
14mm 1.50	9109W
9/16	9110W
14mm 2.00	9150W
Uses 773 washer.	
Box Qty.	20/200



DUALIE MAG W/WASHER 0.57" SHANK	
Thread Size	Bulk#
5/8	9308W
14mm 1.50	9309W
9/16	9310W
Uses 773 washer.	
Box Qty.	20/200



ET/AP STEP MAG	
Thread Size	Bulk#
7/16	7502
1/2	7504
1/2 L.H.	7505
12mm 1.25	7506
12mm 1.50	7507
Uses 783 or 784 washer	
Box Qty.	50/500



ET CONICAL	
Thread Size	Bulk#
7/16	7602
1/2	7604
12mm 1.25	7606
12mm 1.50	7607
12mm 1.75	7612
Uses 785 or 786 washer	
Box Qty.	50/500




ET CONICAL OPEN-END	
Thread Size	Bulk#
3/8	7601-1
7/16	7602-1
1/2	7604-1
1/2 L.H.	7605-1
12mm 1.25	7606-1
12mm 1.50	7607-1
12mm 1.75	7612-1
Uses 785 or 786 washer.	
Box Qty.	50/500



ET CONICAL LONG	
Thread Size	Bulk#
7/16	7602L
1/2	7604L
12mm 1.25	7606L
12mm 1.50	7607L
12mm 1.75	7612L
Uses 785 or 786 washer.	
Box Qty.	30/300



ET BULGE	
Thread Size	Bulk#
7/16	7802
1/2	7804
12mm 1.25	7806
12mm 1.50	7807
14mm 1.50	7809*
12mm 1.75	7812
14mm 2.00	7850*
*7809 & 7850 0.75" Diameter 13/16" Hex	
Uses 785 or 786 washer.	
14mm uses 773 washer.	
Box Qty.	50/500



ET BULGE LONG	
Thread Size	Bulk#
7/16	7802L
1/2	7804L
12mm 1.25	7806L
12mm 1.50	7807L
14mm 1.50	7809L*
9/16	7810L*
12mm 1.75	7812L
14mm 2.00	7850L*
*7809L, 7810L & 7850L come in 0.75" Diameter 13/16" Hex	
Uses 785 or 786 washer.	
14mm uses 773 washer.	
Box Qty.	40/400



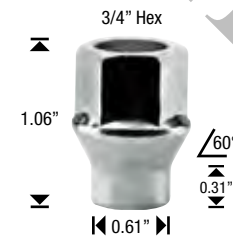
ET BULGE LONG HEAT TREATED	
Thread Size	Bulk#
14mm 1.50	7809LS
Uses 785 or 786 washer.	
Box Qty.	40/400



BLACK ET BULGE LONG	
Thread Size	Bulk#
1/2	7804LSBK
12mm 1.25	7806LSBK
12mm 1.50	7807LSBK
14mm 1.50	7809LSBK
Uses 785 or 786 washer.	
Box Qty.	40/400

Lug Nut Fact:


Bulge Seat Provides better seating engagement, and prevents your wrench from scraping against your wheels during installation.



OE ET BULGE	
Thread Size	Bulk#
7/16	7802-1
1/2	7804-1
12mm 1.25	7806-1
12mm 1.50	7807-1
14mm 1.50	7809-1S
12mm 1.75	7812-1
Uses 785 or 786 washer.	
Box Qty.	50/500



OE ET BULGE	
Thread Size	Bulk#
14mm 1.50	7809-1
14mm 2.00	7850-1
9/16	7810-1
Uses 733 Washer.	
Box Qty.	50/500



ATV BULGE	
Thread Size	Bulk#
3/8 x 24	1540
10mm x 1.25	1510
Add BK = Black	
Box Qty.	50/500



ATV FLAT	
Thread Size	Bulk#
3/8 x 24	1540F
10mm x 1.25	1510F
Box Qty.	50/500



ATV & TRAILER BULGE 17MM HEX	
Thread Size	Bulk#
10mm x 1.25	1980N
Add BK = Black	
Box Qty.	50/500



TRAILER FLAT W/WASHER	
Thread Size	Bulk#
10mm x 1.25	1980NF
12mm x 1.25	1986NF
Box Qty.	50/500

Stainless Steel Capped Lug Nuts



For Harsh Road and Weather Conditions.

304 Stainless Steel
Maximum resistance to corrosion and wear



BULGE ACORN STAINLESS STEEL CAPPED	
Thread Size	Bulk#
12mm 1.50	1907STL
Box Qty.	50/500



BULGE ACORN STAINLESS STEEL CAPPED	
Thread Size	Bulk#
12mm 1.50	1907STX
Box Qty.	50/500



DUPLX BULGE ACORN STAINLESS STEEL CAPPED	
Thread Size	Bulk#
1/2	3004ST
14mm 1.50	3009ST
9/16	3010ST
14mm 2.00	3050ST
Box Qty.	30/300




XL DUPLX BULGE ACORN STAINLESS STEEL CAPPED	
Thread Size	Bulk#
1/2	3204ST
14mm 1.50	3209ST
9/16	3210ST
14mm 2.00	3250ST
Box Qty.	20/200




Don't see what you're looking for ?

Please give us a call!

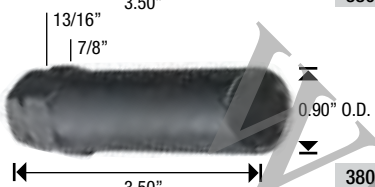
Spline Lug Nuts



3800 / 3800A7



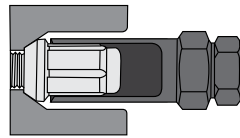
3800S



3800L / 3800L6 / *3800LC6



3800HD




Spline Lug

- Closed-end design prevents rusting
- More stud engagement and greater seating surface

SPLINE KEY ADAPTER

Hex Size	Bulk#
3/4" & 13/16"	3800
6 Spline (Box: 20/200)	
3/4" & 13/16"	3800A7
7 Spline (Box: 20/200)	
17mm & 19mm	3800S
6 Spline (Box: 20/200)	
13/16" & 7/8"	3800L
7 Spline for Duplex (Box: 10/100)	
13/16" & 7/8"	3800L6
6 Spline for Duplex (Box: 10/100)	
13/16" & 7/8"	3800LC6
6 Spline Chrome (Box: 10/100)	
22mm & 24mm	3800HD
7 Spline for Duplex (Box: 10/100)	



SPLINE ACORN

Thread Size	Bulk#
7/16	3802
1/2	3804
12mm 1.25	3806
12mm 1.50	3807
12mm 1.75	3812
Key Adapter	3800
Key Adapter	3800S
Box Qty.	50/500



FLAT BLACK SPLINE ACORN

Thread Size	Bulk#
7/16	3802BKT
1/2	3804BKT
12mm 1.25	3806BKT
12mm 1.50	3807BKT
Key Adapter	3800
Key Adapter	3800S
Box Qty.	50/500



GLOSS BLACK SPLINE ACORN

Thread Size	Bulk#
7/16	3802BK
1/2	3804BK
12mm 1.25	3806BK
12mm 1.50	3807BK
12mm 1.75	3812BK
Key Adapter	3800
Key Adapter	3800S
Box Qty.	50/500



BLUE SPLINE ACORN

Thread Size	Bulk#
1/2	3804BLT
12mm 1.25	3806BLT
12mm 1.50	3807BLT
Key Adapter	3800
Key Adapter	3800S
Box Qty.	40/400



RED SPLINE ACORN

Thread Size	Bulk#
1/2	3804RDT
12mm 1.25	3806RDT
12mm 1.50	3807RDT
Key Adapter	3800
Key Adapter	3800S
Box Qty.	40/400




MATTE BLACK SPLINE ACORN

Thread Size	Bulk#
1/2	3804MBT
12mm 1.50	3807MBT
Key Adapter	3800
Key Adapter	3800S
Box Qty.	40/400



PINK SPLINE ACORN

Thread Size	Bulk#
1/2	3804PKT
12mm 1.50	3807PKT
Key Adapter	3800
Key Adapter	3800S
Box Qty.	40/400



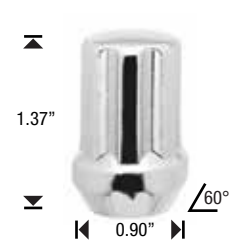
GOLD SPLINE ACORN

Thread Size	Bulk#
1/2	3804GDT
12mm 1.50	3807GDT
Key Adapter	3800
Key Adapter	3800S
Box Qty.	40/400



NEO CHROME SPLINE ACORN

Thread Size	Bulk#
1/2	3804NEO
12mm 1.50	3807NEO
Key Adapter	3800
Key Adapter	3800S
Box Qty.	50/500



DUPLEX SHORT SPLINE

Thread Size	Bulk#
14mm 1.50	3809D
9/16	3810D
14mm 2.00	3850D
Key Adapter	3800HD
Key Adapter	3800L
Box Qty.	50/500



BLACK DUPLEX SHORT SPLINE


Thread Size	Bulk#
14mm 1.50	3809DBK
9/16	3810DBK
14mm 2.00	3850DBK
Key Adapter	3800HD
Key Adapter	3800L
Box Qty.	50/500




DUPLEX SPLINE ACORN LONG

Thread Size	Bulk#
12mm 1.50	3807L
14mm 1.50	3809L
9/16	3810L
12mm 1.75	3812L
14mm 2.00	3850L
Key Adapter	3800HD
Key Adapter	3800L
Box Qty.	30/300


Spline Lug Nuts




BLACK DUPLEX SPLINE ACORN LONG	
Thread Size	Bulk#
1/2	3804LBK
12mm 1.50	3807LBK
14mm 1.50	3809LBK
9/16	3810LBK
12mm 1.75	3812LBK
14mm 2.00	3850LBK
Key Adapter	3800HD
Key Adapter	3800L
Box Qty.	30/300



OPEN-END SPLINE	
Thread Size	Bulk#
7/16	3802-1
1/2	3804-1
12mm 1.25	3806-1
12mm 1.50	3807-1
Key Adapter	3800
Key Adapter	3800S
Box Qty.	50/500



OE DUPLEX SPLINE	
Thread Size	Bulk#
14mm 1.50	3809-1D
9/16	3810-1D
12mm 1.75	3812-1D
14mm 2.00	3850-1D
Key Adapter	3800HD
Key Adapter	3800L
Box Qty.	50/500



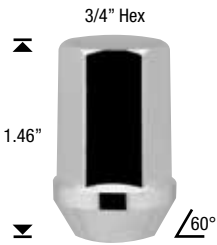
ET SPLINE ACORN	
Thread Size	Bulk#
7/16	3802ET
1/2	3804ET
12mm 1.25	3806ET**
12mm 1.50	3807ET**
14mm 1.50	3809ET*
12mm 1.75	3812ET
14mm 2.00	3850ET*
Key Adapter	3800
*3809ET & 3850ET come in Duplex 0.75" dia. Use 3800L Key Adapter.	
**Available in Black add "BK" for Black	
Box Qty.	50/500




OPEN-END ET SPLINE	
Thread Size	Bulk#
7/16	3802-1ET
1/2	3804-1ET
12mm 1.25	3806-1ET
12mm 1.50	3807-1ET
14mm 1.50	3809-1ET*
14mm 2.00	3850-1ET*
Key Adapter	3800
Key Adapter	3800S
*3809-1ET & 3850-1ET come in Duplex 0.75" dia. Use 3800L Key Adapter.	
Box Qty.	50/500

Aluminum Racing Lug Nuts


- Made of 7075 T-6 aluminum, heat treated
- Light-weight to enhance performance



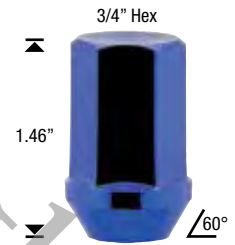
SILVER ALUMINUM RACING BULGE ACORN	
Thread Size	Bulk#
1/2"	AL1904SSV
12mm 1.25	AL1906SSV
12mm 1.50	AL1907SSV
Box Qty.	20/500



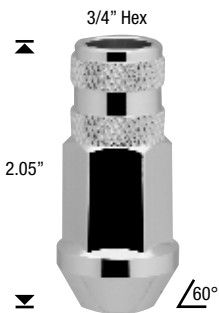
BLACK ALUMINUM RACING BULGE ACORN	
Thread Size	Bulk#
1/2"	AL1904SBK
12mm 1.25	AL1906SBK
12mm 1.50	AL1907SBK
Box Qty.	20/500



RED ALUMINUM RACING BULGE ACORN	
Thread Size	Bulk#
1/2"	AL1904SRD
12mm 1.25	AL1906SRD
12mm 1.50	AL1907SRD
Box Qty.	20/500



BLUE ALUMINUM RACING BULGE ACORN	
Thread Size	Bulk#
1/2"	AL1904SBL
12mm 1.25	AL1906SBL
12mm 1.50	AL1907SBL
Box Qty.	20/500



SILVER ALUMINUM RACING OPEN-END	
Thread Size	Bulk#
1/2"	AL1904-1SSV
12mm 1.25	AL1906-1SSV
12mm 1.50	AL1907-1SSV
Box Qty.	20/500



BLACK ALUMINUM RACING OPEN-END	
Thread Size	Bulk#
1/2"	AL1904-1SBK
12mm 1.25	AL1906-1SBK
12mm 1.50	AL1907-1SBK
Box Qty.	20/500



RED ALUMINUM RACING OPEN-END	
Thread Size	Bulk#
1/2"	AL1904-1SRD
12mm 1.25	AL1906-1SRD
12mm 1.50	AL1907-1SRD
Box Qty.	20/500



BLUE ALUMINUM RACING OPEN-END	
Thread Size	Bulk#
1/2"	AL1904-1SBL
12mm 1.25	AL1906-1SBL
12mm 1.50	AL1907-1SBL
Box Qty.	20/500

Spike Lug Nuts

Spike Lug Nuts

Enhance the look of your vehicle with the toughness and grit of spike lug nuts.



- Made of 7075 aluminum
- Spikes are extremely light weight at 18.66 grams
- Lugs are made of cold forged steel
- Twist off design allows for interchangeable colors of spikes




SILVER ALUMINUM SPIKE	
Thread Size	Bulk#
Silver	1900
Box Qty.	100/1000



BLACK ALUMINUM SPIKE	
Thread Size	Bulk#
Black	1900BK
Box Qty.	100/1000



RED ALUMINUM SPIKE	
Thread Size	Bulk#
Red	1900RD
Box Qty.	100/1000



NEO CHROME SPIKE	
Thread Size	Bulk#
Neo Chrome	1900NEO
Box Qty.	100/1000



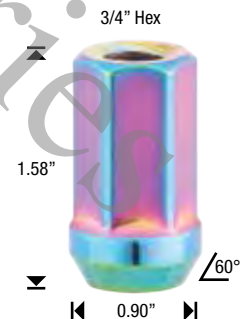
SPIKE LUG NUTS	
Thread Size	Bulk#
1/2	1914
12mm 1.25	1916
12mm 1.50	1917
14mm 1.50	1919
Box Qty.	50/500



BLACK SPIKE LUG NUTS	
Thread Size	Bulk#
9/16"	1911BK
1/2	1914BK
12mm 1.25	1916BK
12mm 1.50	1917BK
14mm 1.50	1919BK
14mm 2.00	1915BK
Box Qty.	50/500

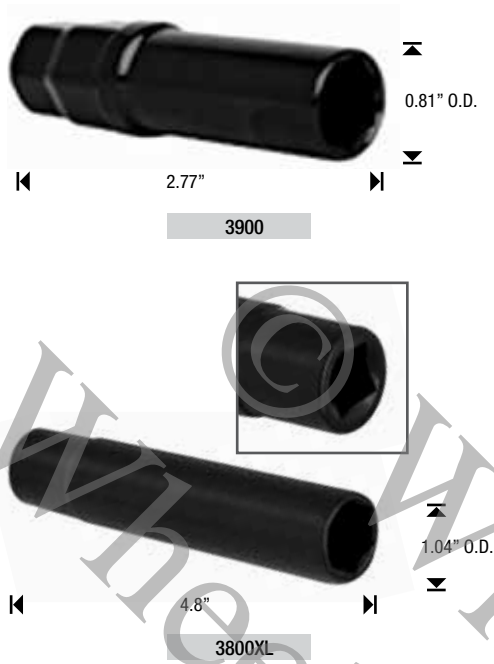


RED SPIKE LUG NUTS	
Thread Size	Bulk#
1/2	1914RD
12mm 1.25	1916RD
12mm 1.50	1917RD
14mm 1.50	1919RD
Box Qty.	50/500



NEO CHROME SPIKE LUG NUTS	
Thread Size	Bulk#
1/2	1914NEO
12mm 1.25	1916NEO
12mm 1.50	1917NEO
14mm 1.50	1919NEO
Box Qty.	50/500

Spike Lug Nuts



SPIKE KEY ADAPTER		
Hex Size	Bulk#	Box Qty.
3/4" & 13/16"	3900	20/200
1/2" Dr.	3800XL	10/100

NEW



DUPLEX SPLINE SPIKE	
Thread Size	Bulk#
1/2	3804XL
12mm 1.25	3806XL
12mm 1.50	3807XL
14mm 1.50	3809XL
9/16	3810XL
14mm 2.00	3850XL
Key Adapter	3800XL
Box Qty.	24/240

NEW



BLACK DUPLEX SPLINE SPIKE	
Thread Size	Bulk#
1/2	3804LBK
12mm 1.25	3806LBK
12mm 1.50	3807LBK
14mm 1.50	3809LBK
9/16	3810LBK
14mm 2.00	3850LBK
Key Adapter	3800XL
Box Qty.	24/240

ATV Spike Lug Nuts



NEW



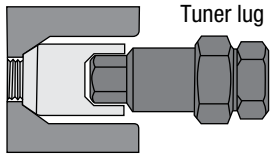
ATV SPIKE (7-SIDE)	
Thread Size	Bulk#
12mm 1.25	3916
12mm 1.50	3917
3/8	3940
10mm 1.25	3980
Key Adapter	3900
Box Qty.	30/300

NEW




BLACK ATV SPIKE (7-SIDE)	
Thread Size	Bulk#
12mm 1.25	3916BK
12mm 1.50	3917BK
3/8	3940BK
10mm 1.25	3980BK
Key Adapter	3900
Box Qty.	30/300

Tuner Lug Nuts



Tuner lug

* Fits wheels with small diameter recesses



TUNER SOCKET ADAPTER		
Thread Size	Box Quantity	Bulk#
3/4" & 13/16"	30/300	2800
21mm & 22mm	30/300	2800D
17mm & 19mm	30/300	2800S
13/16" & 7/8"	20/200	5400

6-Sided Pattern



TUNER ACORN HEAT TREATED	
Thread Size	Bulk#
7/16	2802
1/2	2804
12mm 1.25	2806
12mm 1.50	2807
14mm 1.50	2809
12mm 1.75	2812
14mm 2.0	2850
Socket Adapter	2800
Socket Adapter	2800D
Socket Adapter	2800S
Box Qty.	50/500

DUPLEX TUNER ACORN HEAT TREATED	
Thread Size	Bulk#
12mm 1.75	C6108
9/16	C6120
14mm 2.0	C6150
Socket Adapter	5400
Box Qty.	40/400
14mm 1.50 R.H.	5444XT
14mm 2.0 R.H.	5446XT
*5444XT & 5446XT height 2.40"	
Socket Adapter	5400
Box Qty.	30/300

TUNER ACORN LONG HEAT TREATED	
Thread Size	Bulk#
14mm 1.50	2809SL
Add BK = Black	
Socket Adapter	2800
Socket Adapter	2800D
Socket Adapter	2800S
Box Qty.	50/500

Tuner Wheel Locks



TUNER KEY ADAPTER	
Hex Size	Bulk#
3/4" & 13/16"	48000
17mm & 19mm	48000S
13/16" & 7/8"	48000D

10-Sided Pattern



TUNER LOCKS HEAT TREATED	
Thread Size	Bulk#
7/16	48200
1/2	48400
12mm 1.25	48600
12mm 1.50	48700
14mm 1.50	48900
12mm 1.75	48120
14mm 2.0	48500
Key Adapter	48000
add "A" for Single Bulk Nut	

DUPLEX TUNER HEAT TREATED	
Thread Size	Bulk#
1/2	48400D
12mm 1.25	48600D
14mm 1.50	48900D
12mm 1.75	48120D
9/16	48130D
Key Adapter	48000D
Sold by piece only	

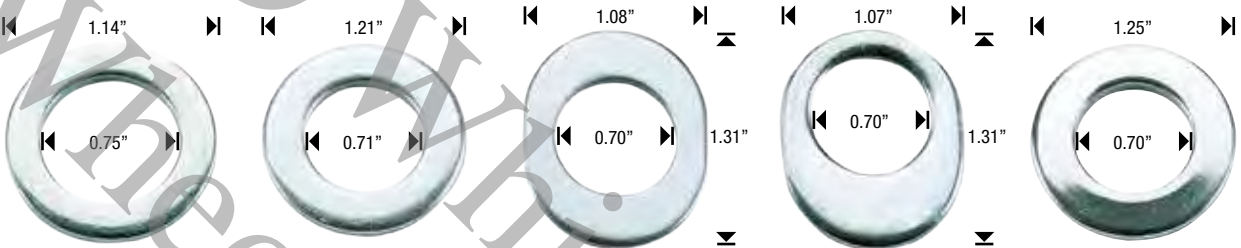
DUPLEX TUNER LONG HEAT TREATED	
Thread Size	Bulk#
14mm 1.50	48900XL
14mm 2.00	48500XL
9/16	48130XL
Key Adapter	48000D
Sold by piece only	

Washers & Wheel Inserts

Washers



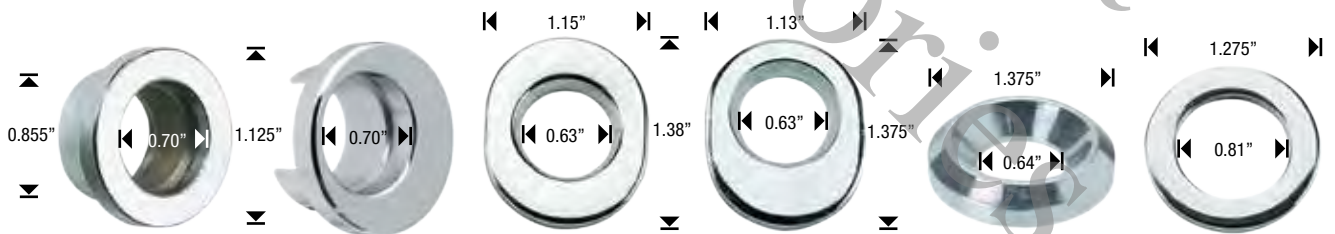
Part#	624	770	772	772BK	772C
Application	V.W. Washer 300/3000	Standard Mag Stainless 250/2500	Standard Mag 400/4000	Standard Mag Black 400/4000	Standard Mag Chrome 400/4000



Part#	773	774	777	778	779
Application	Duplex Mag 300/3000	Short Shank Mag 250/2500	Keystone Mag Center 250/2500	Keystone Mag Off-Center 250/2500	Cragar Mag Center 200/2000



Part#	779SS	780	780SS	781	782
Application	"Cragar Mag Center Stainless Steel" 150/1500	Cragar Mag Off-Center 200/2000	"Cragar Mag Off-Center Stainless Steel" 100/1000	ET Flat Center 200/2000	ET Flat Off-Center 200/2000



Part#	783	784	785	786	787	789
Application	AP Bushing Center 100/1000	AP Bushing Off-Center 100/1000	ET Conical Center 200/2000	ET Conical Off-Center 200/2000	Dualie Washer 100/1000	Dualie Mag Washer-Chrome 200/2000

Wheel Inserts

Part#	Description	Part#	Description	Part#	Description
WI1620	0.63" ID 0.83" OD Stud Hole Nickel Finish	WI1630	0.63" ID 0.83" OD Stud Hole Steel Finish	WI1660	0.63" ID 1.02" OD Stud Hole Nickel Finish
Box Qty.	100/1000	Box Qty.	100/1000	Box Qty.	50/500

Wheel Locks

About our wheel locks:

- Our anti-theft wheel locks are lug nuts that require uniquely patterned keys for fastening and removal.
- Each wheel lock is manufactured for maximum durability and protection from environmental hazards, corrosion and theft.
- Triple plating - Two layers of nickel and one layer of chrome provide our locks with a radiant appearance and durable protection from harsh environmental conditions.
- Specially formulated corrosion protection is applied to our chrome plated fasteners to meet or exceed the industry's standard salt spray testing.
- Each lock set comes with a key card for easy key identification and replacement.

Puzzle Key Wheel Locks



ACORN	
Thread Size	Bulk#
7/16	40200
1/2	40400
12mm 1.25	40600
12mm 1.50	40700
14mm 1.50	40900

DUPLEX ACORN	
Thread Size	Bulk#
1/2	40430
9/16	41030
14mm 1.50	40930

MAG	
Thread Size	Bulk#
7/16	42200
1/2	42400
12mm 1.25	42600
12mm 1.50	42700
12mm 1.75	42800
14mm 1.50	42900*
*0.75" Diameter	

DUPLEX MAG	
Thread Size	Bulk#
9/16	41090
1/2	42490
14mm 1.50	42930

XL MAG	
Thread Size	Bulk#
7/16	46200
1/2	46400
12mm 1.25	46600
12mm 1.50	46700

Socket Key Wheel Locks

All Wheel Locks Include:
4 Lock Nuts And One Key Adapter



SHORT SHANK MAG	
Thread Size	Bulk#
7/16	44200
1/2	44400
12mm 1.25	44600
12mm 1.50	44700

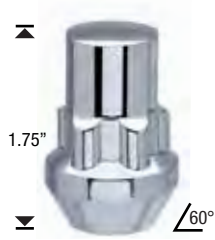
ET CONICAL LOCKS	
Thread Size	Bulk#
7/16	47200
1/2	47400
12mm 1.25	47600
12mm 1.50	47700




Dual Hex Socket Key
(3/4 & 13/16)



ACORN	
Thread Size	Bulk#
7/16	40200S
9/16	40300S
1/2	40400S
1/2 (5pc set)	40400S-5
12mm 1.25	40600S
12mm 1.50	40700S
12mm 1.75	40800S
14mm 1.50	40900S
14mm 2.00	40500S



ACORN LONG	
Thread Size	Bulk#
7/16	40200SL
9/16	40300SL
1/2	40400SL
12mm 1.25	40600SL
12mm 1.50	40700SL
12mm 1.75	40800SL
14mm 1.50	40900SL



BLACK ACORN	
Thread Size	Bulk#
7/16	40200SBK
1/2	40400SBK
1/2 (5 pc set)	40400SBK-5
12mm 1.25	40600SBK
12mm 1.50	40700SBK



ACORN X LONG	
Thread Size	Bulk#
7/16	40200XL
9/16	40300XL
1/2	40400XL
12mm 1.25	40600XL
12mm 1.50	40700XL
12mm 1.75	40800XL
14mm 1.50	40900XL
14mm 2.00	40500XL



BLACK ACORN X LONG	
Thread Size	Bulk#
9/16	40300XLBK
14mm 1.50	40900XLBK
14mm 2.00	40500XLBK




ACORN XX LONG	
Thread Size	Bulk#
9/16	40300SXL
12mm 1.75	40800SXL
14mm 1.50	40900SXL
14mm 2.00	40500SXL



HONDA ACORN RADIUS SEAT W/GROOVE	
Thread Size	Bulk#
12mm 1.50	40700SR
Note: Washer removable	



OPEN-END ACORN	
Thread Size	Bulk#
7/16	41200
9/16	41300
1/2	41400
12mm 1.25	41600
12mm 1.50	41700
12mm 1.75	41800
14mm 1.50	41900
14mm 2.00	41500



OPEN-END ACORN	
Thread Size	Bulk#
9/16	41300XL
14mm 1.50	41900XL
14mm 2.00	41500XL



OPEN-END ACORN W/17MM HEX KEY	
Thread Size	Bulk#
7/16	43200
1/2	43400
12mm 1.25	43600
12mm 1.50	43700



HONDA OPEN END ACORN RADIUS SEAT	
Thread Size	Bulk#
12mm 1.50	41700R
14mm 1.50	41900R



OPEN-END ET BULGE	
Thread Size	Bulk#
7/16	41200ET
1/2	41400ET
12mm 1.25	41600ET
12mm 1.50	41700ET



MAG	
Thread Size	Bulk#
7/16	42200S
1/2	42400S
12mm 1.25	42600S
12mm 1.50	42700S



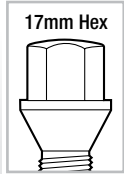
TOYOTA/NISSAN MEDIUM MAG W/WASHER	
Thread Size	Bulk#
7/16	45200
1/2	45400
12mm 1.25	45600
12mm 1.50	45700



RANGE ROVER	
Thread Size	Bulk#
14mm 1.50	45900RR


Lug Bolts

CONE SEAT



17mm Hex

Box 30/300



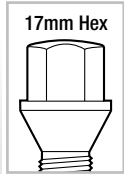
Part #	1821	1821BK	1821F
Thread Size	12mm x 1.25	12mm x 1.25	12mm x 1.25
Hex	17mm	17mm	17mm

BOLT CAP



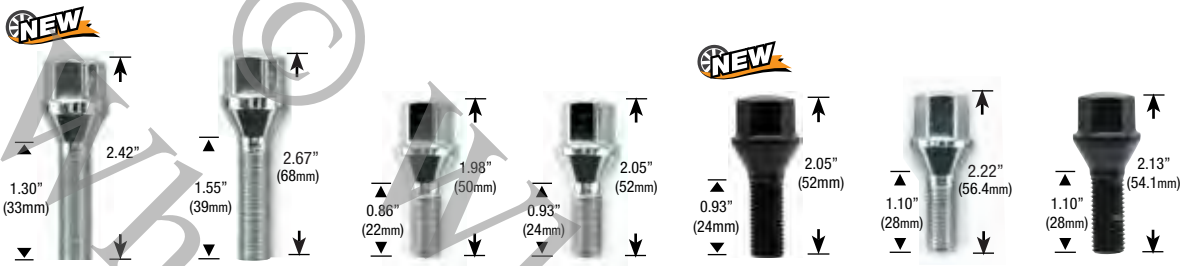
Part #	1800BP	1800CP	1800PL
Color	Black Plastic	Chrome Plastic	Cap Puller
Application	17mm hex	17mm hex	

CONE SEAT



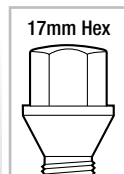
17mm Hex

Box 30/300



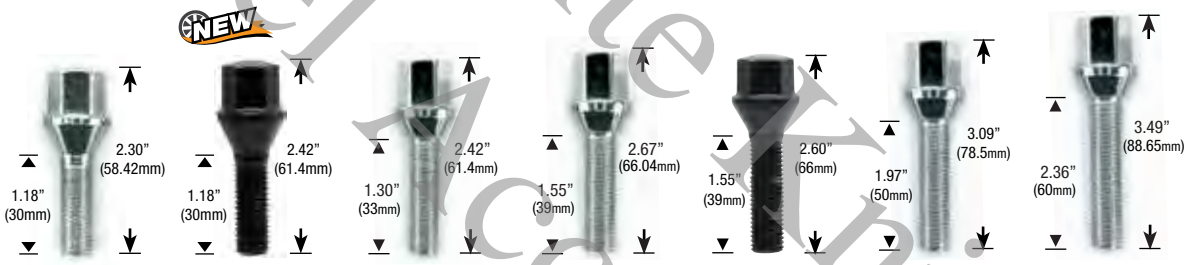
Part #	1821M	1821L	1806SA	1806	1806BK	1807	1807BK
Thread Size	12mm x 1.25	12mm x 1.25	12mm x 1.50	12mm x 1.50	12mm x 1.50	12mm x 1.50	12mm x 1.50
Hex	17mm	17mm	17mm	17mm	17mm	17mm	17mm

CONE SEAT



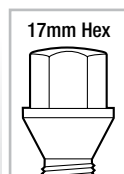
17mm Hex

Box 30/300



Part #	1807B	1807BBK	1807M	1805	1805BK	1805LS	1805L
Thread Size	12mm x 1.50	12mm x 1.50	12mm x 1.50	12mm x 1.50	12mm x 1.50	12mm x 1.50	12mm x 1.50
Hex	17mm	17mm	17mm	17mm	17mm	17mm	17mm

CONE SEAT



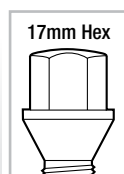
17mm Hex

Box 30/300




Part #	1801	1820SA	1820S	1820SBK	1820	1820BK	1820B
Thread Size	12mm x 1.75	14mm x 1.50	14mm x 1.50	14mm x 1.50	14mm x 1.50	14mm x 1.50	14mm x 1.50
Hex	17mm	17mm	17mm	17mm	17mm	17mm	17mm

CONE SEAT



17mm Hex

Box 30/300



Part #	1820BBK	1820MS	1820M	1820L	1820L	1820LBK	1820A
Thread Size	14mm x 1.50	14mm x 1.50	14mm x 1.50	14mm x 1.50	14mm x 1.50	14mm x 1.50	14mm x 1.50
Hex	17mm	17mm	17mm	17mm	17mm	17mm	17mm

Lug Bolts

CONE SEAT

17mm Hex
Box 30/300

Part #	1820LS	1820ML	1820XL	1825S	1825SBK	1825	1825BK
Thread Size	14mm x 1.50	14mm x 1.50	14mm x 1.50	14mm x 1.25	14mm x 1.25	14mm x 1.25	14mm x 1.25
Hex	17mm	17mm	17mm	17mm	17mm	17mm	17mm

CONE SEAT

17mm Hex
Box 30/300

Part #	1825B	1825BBK	1825LS	1825L	1825LBK	1825MS	1860
Thread Size	14mm x 1.25	14mm x 1.25	14mm x 1.25	14mm x 1.25	14mm x 1.25	14mm x 1.25	16mm x 1.50
Hex	17mm	17mm	17mm	17mm	17mm	17mm	22mm

CONE SEAT

19mm Hex
Box 30/300

Part #	1814S	1814	1814L	1816	1817	1822	1860BK
Thread Size	12mm x 1.25	12mm x 1.25	12mm x 1.25	12mm x 1.25	12mm x 1.50	14mm x 1.50	16mm x 1.50
Hex	19mm	19mm	19mm	19mm	19mm	19mm	21mm

All ball seats are 12mm radius unless otherwise stated

BALL SEAT

17mm Hex
Box 30/300

Part #	1804	1804L	1808SA	1808S	1808	1808BK	1808M
Thread Size	12mm x 1.25	12mm x 1.25	12mm x 1.50	12mm x 1.50	12mm x 1.50	12mm x 1.50	12mm x 1.50
Hex	17mm	17mm	17mm	17mm	17mm	17mm	17mm

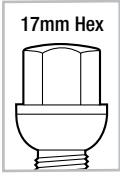
BALL SEAT

17mm Hex
Box 30/300

Part #	1808L	1808LS	1808ML	1808XL	1810	1802	1809SA
Thread Size	12mm x 1.50	12mm x 1.50	12mm x 1.50	12mm x 1.50	12mm x 1.50	12mm x 1.75	14mm x 1.50
Hex	17mm	17mm	17mm	17mm	17mm	17mm	17mm

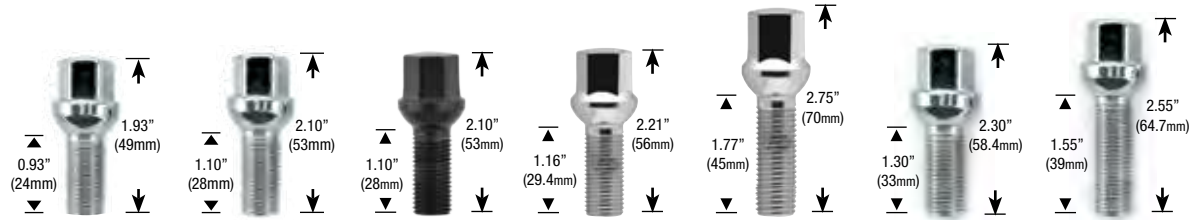
Lug Bolts

BALL SEAT



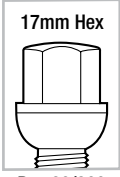
17mm Hex

Box 30/300



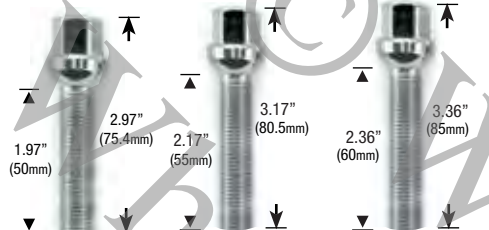
Part #	1809S	1809	1809BK	1809B	1809C	1809M	1809L
Thread Size	14mm x 1.50	14mm x 1.50	14mm x 1.50	14mm x 1.50	14mm x 1.50	14mm x 1.50	14mm x 1.50
Hex	17mm	17mm	17mm	17mm	17mm	17mm	17mm

BALL SEAT

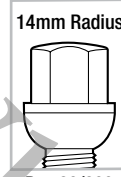


17mm Hex

Box 30/300



Part #	1809LS	1809ML	1809XL
Thread Size	14mm x 1.50	14mm x 1.50	14mm x 1.50
Hex	17mm	17mm	17mm



14mm Radius

Box 30/300

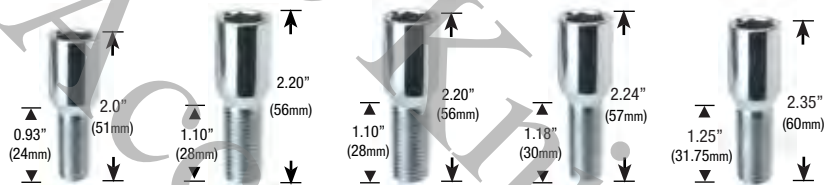


Part #	1809R14	1830	1826BR13
Thread Size	14mm x 1.50	14mm x 1.50	14mm x 1.25
Hex	17mm	19mm	17mm

Add BK = Black

Tuner Lug Bolts

TUNNER ADAPTERS



Part #	2800	2800S	1806T	1814T	1807T	1807 TSH30	1807TL
Hex Size	3/4" & 13/16"	17mm & 19mm	12mm x 1.50	12mm x 1.25	12mm x 1.50	12mm x 1.50	12mm x 1.50
Box	30/300	30/300	40/400	40/400	40/400	40/400	40/400



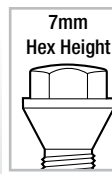
Part #	1807TSH35	1807 TSH40	1807TXL	1824T	1820ST	1820T	1820 TSH30
Thread Size	12mm x 1.50	12mm x 1.50	12mm x 1.50	12mm x 1.75	14mm x 1.50	14mm x 1.50	14mm x 1.50
Box	40/400	40/400	40/400	40/400	40/400	40/400	40/400

Short Head Lug Bolts




Part #	1820TL	1820TX	1820TXL
Thread Size	14mm x 1.50	14mm x 1.50	14mm x 1.50
Box	40/400	40/400	30/300

CONE SEAT



7mm Hex Height

Box 30/300



Part #	1811	1812
Thread Size	12mm x 1.50	14mm x 1.50
Hex	17mm	17mm

About our Lug Bolts

- Designed to fit most European models.
- Chrome plated lug bolts are through-hardened 10.9 grade steel for maximum durability and tensile strength.
- Spline & Tuner lug bolts are engineered for after-market wheels with small diameter and deep lug bolts.

Spline Lug Bolts



Part #	3800 / 3800S	1821SP	1821SPBK	1821SSPBK	1806ASP	1806SP	1806SPBK
Thread Size	See Page 11	12mm x 1.25	12mm x 1.25	12mm x 1.25	12mm x 1.50	12mm x 1.50	12mm x 1.50
Box Qty.	20/200	30/300	30/300	30/300	30/300	30/300	30/300

Part #	1807SP	1807SPBK	1807BSP	1807BSPBK	1807CSP	1805SP	1805SPBK
Thread Size	12mm x 1.50	12mm x 1.50	12mm x 1.50	12mm x 1.50	12mm x 1.50	12mm x 1.50	12mm x 1.50
Box Qty.	30/300	30/300	30/300	30/300	30/300	30/300	30/300


Part #	1805LSSP	1820SSP	1820SPBK	1820BSP	1820CSP	1820LSP	1820LSPBK
Thread Size	12mm x 1.50	14mm x 1.50	14mm x 1.50	14mm x 1.50	14mm x 1.50	14mm x 1.50	14mm x 1.50
Box Qty.	30/300	30/300	30/300	30/300	30/300	30/300	30/300

Part #	1820LSSP	1825SSP	1825LSP	1825SP	1825SPBK	1825LSSP
Thread Size	14mm x 1.50	14mm x 1.25	14mm x 1.25	14MM X 1.25	14MM X 1.25	14MM X 1.25
Box Qty.	30/300	30/300	30/300	30/300	30/300	30/300

Looking for lug bolts that can withstand the most extreme weather conditions? Please call for Dacromet Lug Bolts

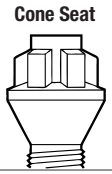
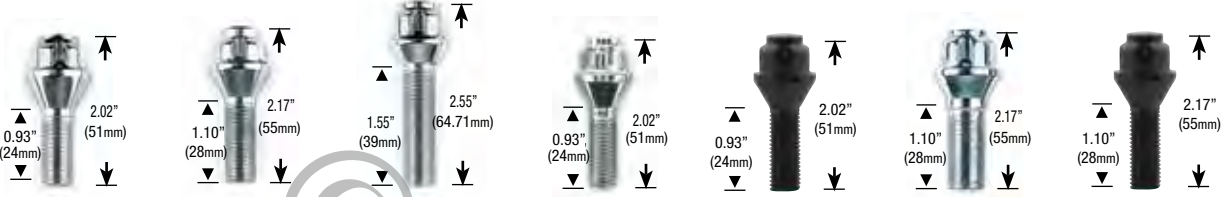
Bolt Locks

- Our bolt locks are through-hardened heat treated.



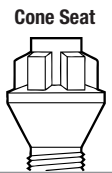

17MM/19MM KEY ADAPTER
Each set includes 4 lock bolts and one key adapter.

Cone Seat

Part #	41801	41803	41805	41806	41806BK	41807	41807BK
Thread Size	12mm x 1.75	12mm x 1.25	12mm x 1.50	12mm x 1.50	12mm x 1.50	12mm x 1.50	12mm x 1.50

Cone Seat

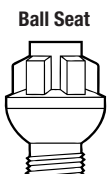
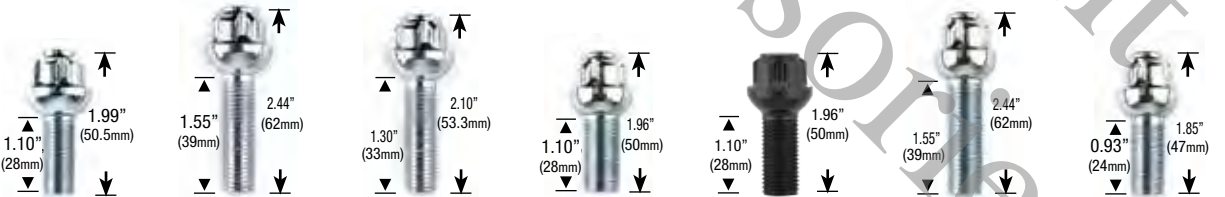
Part #	41820	41820BK	41820MS	41820L	41820S	41825	41825BK
Thread Size	14mm x 1.50	14mm x 1.50	14mm x 1.50	14mm x 1.50	14mm x 1.50	14mm x 1.25	14mm x 1.25

Cone Seat




Part #	41825L	41825LBK	41825S	Part #	41802	41804
Thread Size	14mm x 1.25	14mm x 1.25	14mm x 1.25	Thread Size	12mm x 1.75	12mm x 1.25

Ball Seat


Part #	41808	41808L	41809M	41809	41809BK	41809L	41809S
Thread Size	12mm x 1.50	12mm x 1.50	14mm x 1.50	14mm x 1.50	14mm x 1.50	14mm x 1.50	14mm x 1.50

Tuner Bolt Locks

Tuner Key Adapters



Part #	48000	48000S
Hex Size	3/4" & 13/16"	17mm & 19mm



Part #	41806T	41807T	41820ST	41820T
Thread Size	12mm x 1.50	12mm x 1.50	14mm x 1.50	14mm x 1.50

Wheel Weights

Adhesive Wheel Weights

- Low Profile Design
- Segmented adhesive style wheel weights.

All Of Our Wheel Weights Are Environmentally Safe

- No Cutting, no pre-contouring, and no waste.
- Each segment is stamped with the actual weight in grams

Part#	Application	Image
WT-025SW	52-3 oz Strips, Pre-Cut in 1/4 oz increments	
WT-050SW	60-3 oz Strips, Pre-Cut in 1/2 oz increments (Truck & RV)	
WT-100SW	30-3 oz Strips, Pre-Cut in 1 oz increments	

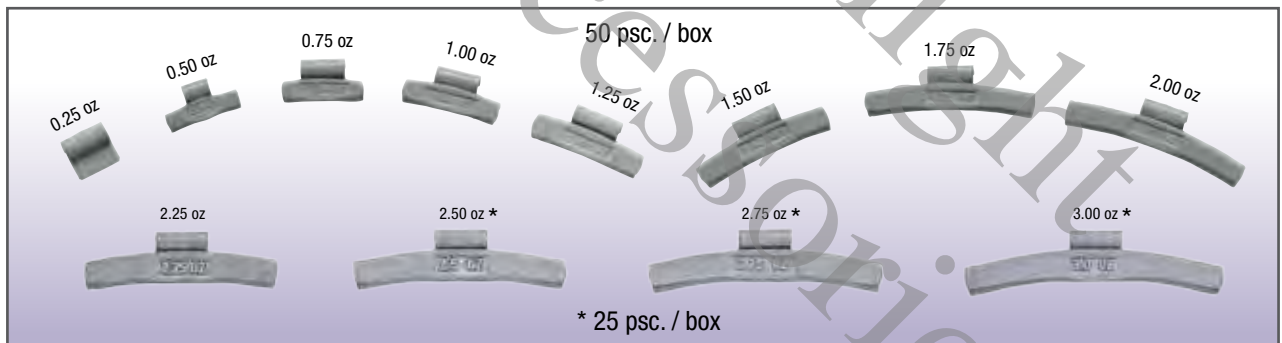
Part#	Application	Image
WT-025SWB	52-3 oz Strips (Black), Pre-Cut in 1/4 oz increments	
WT-050SWB	60-3 oz Strips (Black), Pre-Cut in 1/2 oz increments (Truck & RV)	
WT-100SWB	30-3 oz Strips, Pre-Cut in 1 oz increments	



Part#	WT-001
Application	Wheel Weight Hammer

Universal Clip-On

Steel Wheel Weights



Alloy Wheels for Most U.S. Vehicles

STYLE AW	
Weight	Part#
1/4 oz	AW025S
1/2 oz	AW050S
3/4 oz	AW075S
1 oz	AW100S
1.25 oz	AW125S
1.50 oz	AW150S
1.75oz	AW175S
2 oz	AW200S
2.25 oz	AW225S
2.5 oz	AW250S
2.75 oz	AW275S
3 oz	AW300S

Alloy Wheels for U.S. Vehicles

STYLE MC	
Weight	Part#
1/4 oz	MC025S
1/2 oz	MC050S
3/4 oz	MC075S
1 oz	MC100S
1.25 oz	MC125S
1.50 oz	MC150S
1.75oz	MC175S
2 oz	MC200S
2.25 oz	MC225S
2.5 oz	MC250S
2.75 oz	MC275S
3 oz	MC300S


Steel Wheels for Standard Passenger Vehicles

STYLE P	
Weight	Part#
1/4 oz	P025S
1/2 oz	P050S
3/4 oz	P075S
1 oz	P100S
1.25 oz	P125S
1.50 oz	P150S
1.75oz	P175S
2 oz	P200S
2.25 oz	P225S
2.5 oz	P250S
2.75 oz	P275S
3 oz	P300S

Alloy Wheels for Japanese Vehicles

STYLE FN	
Weight	Part#
1/4 oz	FN025S
1/2 oz	FN050S
3/4 oz	FN075S
1 oz	FN100S
1.25 oz	FN125S
1.50 oz	FN150S
1.75oz	FN175S
2 oz	FN200S
2.25 oz	FN225S
2.5 oz	FN250S
2.75 oz	FN275S
3 oz	FN300S

Valve Stems



A: Effective Length
B: Overall Length



531



532



515

About Our Valve Stems:

- All valve stems are 100% leak tested.
- Our valve stems are manufactured with EPDM rubber, which is specifically designed for resistance to O-zone and oxidants.
- The EPDM rubber is formulated to withstand severe temperature and weather conditions.
- QS9000, TÜV and TS16949 certified.

Passenger

Snap-In

All Passenger snap-in valve stems have a maximum cold inflation pressure of 65 psi.



1.25"
1.67"



1.25"
1.67"



1.25"
1.67"



1.25"
1.67"



1.25"
1.67"



2"
2.42"



1.25"
1.67"

Part#	504	504F	504BL	504BK	504RD	505	508
Application	Chrome TR413C	TR413 Flat Cap	Blue TR413C	Metal Black TR413C	Red TR413C	Chrome TR418C	Rubber TR413
Valve Hole#	0.453	0.453	0.453	0.453	0.453	0.453	0.453
Box Qty.	100/1000	100/1000	100/1000	100/1000	100/1000	100/1000	100/1000



2"
2.42"



1.25"
1.67"



2"
2.42"



0.875"
1.3"



0.875"
1.3"

Part#	509	510	518	519	520	520C
Application	Rubber TR418	Rubber TR415	Flush Mount	Rubber TR425	Rubber TR412	Chrome TR412C
Valve Hole#	0.453	0.625	0.453 or .625	0.625	0.453	0.453
Box Qty.	100/1000	100/1000	10/250	100/1000	100/1000	100/1000

High Pressure Snap-In

Maximum cold inflation pressure of 100 psi



2.5"
2.91"



1.5"
1.9"



1.5"
1.9"



2"
2.6"



1.3"
1.89"



1.25"
1.73"



1.25"
1.73"



2"
2.48"

Part#	521	522	522C	524	525	577	577C	578
Application	TR423 Tubeless	TR414 Rubber	TR414C	TR802HP	TR801HP	TR600HP	Chrome TR600HP	TR602HP
Valve Hole#	0.453	0.453	0.453	0.625	0.625	0.453	0.453	0.453
Box Qty.	100/600	100/1000	100/1000	100/1000	100/1000	100/1000	100/1000	100/1000

- Some valve stems and accessories available in retail packaging.
- Valve stems also included in wheel installation kits.

See page 32 For TPMS Valve Stems and Valve Service Kits


Bolt-On

All bolt-on valve stems have a maximum cold inflation pressure of 200 psi



Part#	501	502	502XL	502XL-BK	502XL-BL	502XL-R	503
Application	Outer Mount	Inner Mount	TR48E	TR48E	TR48E	TR48E	
Valve Hole#	.453 or .625*	0.453	0.453	0.453	0.453	0.453	0.453
Bend Angle	N/A	N/A	N/A	N/A	N/A	N/A	45°
Finish	Chrome	Chrome	Chrome	Black (Aluminum)	Blue (Aluminum)	Red (Aluminum)	Chrome
Box Qty.	100/1000	100/1000	50/500	100/1000	100/1000	100/1000	100/1000


*Both grommets furnished



Part#	506	511	512	574	574L
Application				TR416 High Performance Metal	TR416 High Performance Metal
Valve Hole#	0.453	0.453	0.453	0.453 or 0.625 Both grommets furnished. Maximum cold inflation pressure: 130 psi	0.453 Both grommets furnished. Maximum cold inflation pressure: 130 psi
Bend Angle	30°	60°	90°	N/A	N/A
Finish	Chrome	Chrome	Chrome	Nickel	Nickel
Box Qty.	100/1000	100/1000	100/1000	100/1000	100/1000

Agricultural & Off-Road

Maximum cold inflation pressure of 200 psi



Part#	670-03	650-03	651-03
Application	TRJ670-03	TRJ650-03	TRJ651-03
Valve Hole#	0.812"	0.812"	0.812"
Finish	Brass	Brass	Brass
Box Qty.	25/250	20/200	20/200

Truck Valve Stems

Maximum cold inflation pressure of 200 psi



Part#	570	571	572	573	575
Application	TR570	TR571	TR572	TR573 Long	TR574 Long
Valve Hole#	0.625	0.625	0.625	0.625	0.625
Finish	Brass	Brass	Brass	Brass	Brass
Box Qty.	50/500	50/500	50/500	50/500	50/500



Part#	500	550	551	576	542	545
Application	TR500 Truck	TR501 Truck	TR501 Oval Truck	TR618A Tubeless/Air-Liq.	TR542 Tubeless	TR545
Valve Hole#	0.625	0.625	N/A	0.625	0.382	0.382
Finish	Brass	Brass	Brass	Brass	Nickel	Nickel
Box Qty.	50/500	50/500	50/500	50/500	50/500	50/500

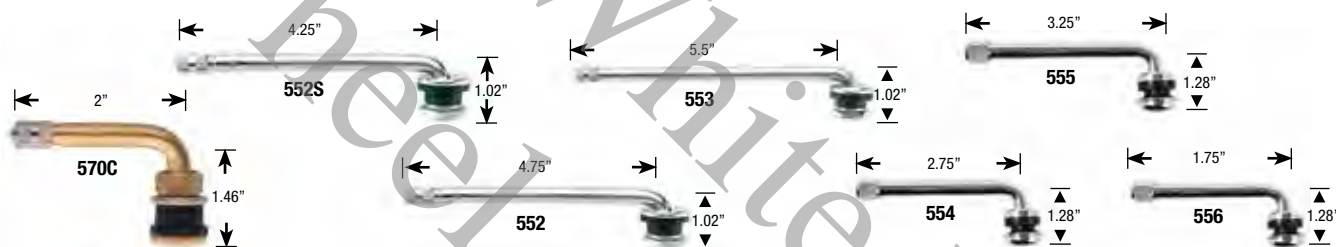
Valve Stems

Truck Valve Stems

Maximum cold inflation pressure of 200 psi



Part#	590V	592V	543D	545D	526
Application	V3.20.2	V3.20.6	TR543D Truck Tubeless	TR545D Truck Tubeless	TR621A
Valve Hole#	0.382	0.382	0.382	0.382	0.625
Bend Angle	17.50°	27°	60°	60°	65°
Finish	Brass	Brass	Nickel	Nickel	Brass
Box Qty.	50/500	50/500	50/500	50/500	25/250



Part#	570C	552S	552	553	554	555	556
Application	TR570C	TR511 AL Wheel Bend Angle-90°	TR509 AL Wheel Bend Angle-90°	TR510 Angle, 5-1/2" Long			
Valve Hole#	0.625	0.625	0.625	0.625	0.453	0.453	0.453
Bend Angle	90°	90°	90°	90°	90°	90°	90°
Finish	Brass	Nickel	Nickel	Nickel	Chrome	Chrome	Chrome
Box Qty.	50/500	25/250	50/500	50/500	50/500	50/500	50/500

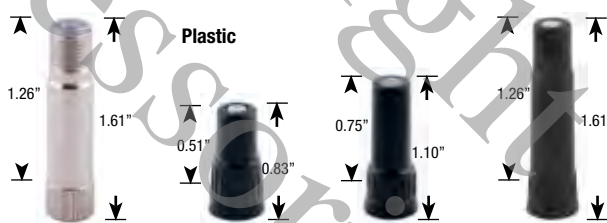
Valve Stem Extensions



Hard Metal




Plastic



Part#	EX584M	EX585M	EX586M	EX584P	EX585P	EX586P
Effective Length	0.51"	0.75"	1.26"	0.51"	0.75"	1.26"
Box Qty.	50/1000	50/1000	50/500	100/5000	100/3000	100/3000

Valve Cores

For use with standard valve and TPMS



Part#	EX3M	EX5M	EX6M	527	528	529	530	527VEC	531	532	532L
Application	3"	5"	6"	7"	9"	7"	9"	Valve Extension Clip Holder	Standard	Hi/Lo Temp. Resistant	
Box Qty.	10/500	10/500	10/500	10/500	10/500	10/500	10/250	N/A	500/20K	500/20K	500/20K

Valve Stem Accessories and Tools

Valve Stem Accessories



Part#	504BC	504RC	504VCR	504VY	504VR	504VBL	504FY	504FR	504FBK	504NBK	504NY
Color/Finish	Blue	Red	Chrome	Yellow	Red	Blue	Yellow	Red	Black	Black	Yellow
Application	(All valve stem caps universal and are applicable to all valve stems.)										
Box Qty.	1000/10k	1000/10k	500/5000	500/5000	500/5000	500/5000	500/5000	500/5000	500/5000	500/5000	500/5000



Part#	504NN	504ZCR	504ZBL	504ZR	508BK	508BL	508GR	507D	507F	515	515N2
Color/Finish	Nickel	Chrome	Blue	Red	Black	Blue	Lime Green	Chrome	Chrome	Chrome	Chrome
Application	(All valve stem caps universal and are applicable to all valve stems.)										
Box Qty.	500/5000	500/5000	500/5000	500/5000	1000/10k	1000/10k	1000/10k	1000/10k	1000/10k	1000/10k	1000/10k



Part#	516	535	508CS	504BS	504BKS	504RS	504CSY	504CS	520CS	513	514	577CS	540
Application	Nickel Dome Truck Valve Stem Cap	Cap with Core Remover	Valve Cap w/Shroud for TR413	Blue Sleeve for TR413	Black Sleeve for TR413	Red Sleeve for TR413	Yellow Sleeve for TR413	Chrome Sleeve for TR413C	Chrome Sleeve for TR412	Chrome Sleeve for TR413	Chrome Sleeve for TR418	Chrome Sleeve for TR600HP	Truck Grommet
Box Qty.	1000/10k	1000/10k	500/3000	500/3000	500/3000	500/3000	500/3000	500/3000	500/5000	1000/10K	500/5000	500/5000	100/5000

Valve Stem Tools



Part#	534	534P	536	537	538
Application	Valve Puller	Valve Puller	4-Way Valve Tool Black	4-Way Valve Tool Zinc	Valve Fishing Tool
Box Qty.	10/100	10/100	10/1000	10/1000	10/500



Part#	533	533L	533D
Application	Standard Bore Core Remover 6.89" Long	Extended Bore Core Remover 9" Long	Dual Head Bore Core Remover - Standard & Large
Box Qty.	5/500	5/500	5/500

TPMS Service Kits & Accessories

TPMS Service Kits



Part #	TPMSRFB	TPMSRFE	TPMSRFF	TPMSRFG	TPMSRFH	TPMS7020K
Application	Chrysler, Dodge, Infiniti, Jeep, Lincoln, Mazda, Mercury, Pontiac, Saturn, Subaru, Suzuki	GMC, Hummer, Lexus, Toyota, VW	Acura, Honda, Hyundai, Kia	Acura, Honda, Lexus, Pontiac, Scion, Toyota	Buick, Cadillac, Chevy, Chrysler, Dodge, GMC, Hyundai, Jaguar, Jeep	Honda, Hyundai, Jaguar, Kia, Land Rover, Mazda, Mitsubishi, Suzuki, VW, Volvo

TPMS Valve Stems



Part #	TPMS413	TPMS413C	TPMS554	TPMSVS-70	TPMSVS-90
Description	TPMS for 508 Type Valve	TPMS for 504 Type Chrome Valve	TPMS for 554 Type Valve	Chrysler, Dodge, Honda, Jeep	Cadillac ATS, Dodge Dart



Part #	TPMS6-201	TPMS-1096K	TPMSVS-65	TPMS6-213	TPMS-9066K	TPMSVS-965
Application	Chrysler, Dodge, Jeep, Mitsubishi	Acura, Honda (Short Valve)	Dodge TRW Snap-In, Jeep, Ram	Ford 2015 - 2019	Chrysler, Dodge, Jeep, Mercedes	Hyundai, Kia

TPMS Accessories



Part #	TPMS22105	TPMS22100	TPMS22103	TPMSSC20196	532
Description	TPMS Strap Kit, Includes: 4 Straps, 4 Brackets and 4 Keepers	TPMS Strap	TPMS Strap Bracket	Valve Stem Torque Wrench Preset Torque 0.34Nm	Hi/Lo Temp Resistant Nickel Plated Valve Core

*A must for TPMS valves



Part #	DVT-P4332	DVT-P4332W	DVT-P3152
Frequency	433MHz	433MHz	315 MHz

DVT Pro-Select Programmable Sensors

- Designed to be programmed with standard programming tools including ATEQ, Bartec, Snap-on and Dynamic DY-46.
- Covers over 95% vehicle demand coverage on Domestic, Asian & European vehicles.
- Features fast wireless tool programming - no pads or special cradles needed.
- Additional valve options are easily installed using same sensor housing

Dynamic Dual Valve Replacements



Part #	6-207A	6-225
Description	Rubber Valve	Brushed Metal Valve



Part #	6-203	6-225B
Description	Chrome Metal Valve	Black Metal Valve

DY-46

Configures Programmable Sensors in seconds wirelessly

Reads all OE sensors, displays all OE available sensor data, ID #, tire pressure, tire temperature and battery status

Manufactured by ATEQ

Part #	6-203	6-225B	DY-46
Description	Chrome Metal Valve	Black Metal Valve	Diagnostic & Programming Tool


Simulators

Part#	Application	Lug Nut Cover#
42-1610	16" Snap-On, 10 Lug, 4 Hand Holes Super Duty	
42-1614	16" New Ford Eazzy Mount, 8 Lug, 4 Hand Holes	
42-1615	16" x 5.5", 6 Lug 12 Hand Holes Dodge/Mercedes-Benz/Freightliner Sprinter, VW Crafter	
42-1958	19.5" GM, 5 Lug Front, 10 Lug Rear, 5 Hand Holes	142
42-1999	19.5" x 6", 8 Lug, 5 Hand Holes under the Lug	143



Replacement Parts

Part#	Application
42-1611F	Front Set of 42-1611 (2 pc/box)
421613F	Front Cap for 16" Ford 1999 under the lug, 8 lug, 4 Hand Holes
421613R	Rear Cap for 42-1613
421613FOC	Front Open Cap for 42-1613
4219990C	Front Open Cap for 42-1999
421958F	Front Cap for 42-1958
421958R	Rear Cap for 42-1958
421999F	Front Cap for 42-1999
421999R	Rear Cap for 42-1999
42F550F	Front Cap for 42-F550
42F550R	Rear Cap for 42-F550




Chrome Center Caps

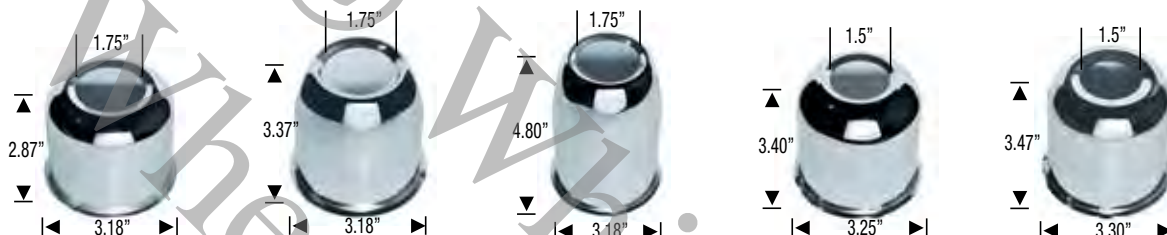
Push-Thru Closed

GUIDE FOR OTHER FINISHES

Finish	Abbr.	P/N Example
Chrome	-	101
Stainless Steel	SS	101SS
EZ-Lube Chrome	EZC	101EZC
EZ-Lube Stainless Steel	EZSS	101EZSS



Part#	113	115
Application	98mm, 100mm, 4"	4.25", 110mm, 4.5"
Other Finishes	-	-
Lug	4	4



Part#	98	100	100L	97	101
Application	4.5" - 5" B.C.	4.5" - 5" B.C.	4.5" - 5" B.C.	4.5" - 5" B.C.	4.5" - 5" B.C.
Other Finishes	-	SS, EZC, EZSS	-	-	SS, EZC, EZSS
Lug	5	5	5	5	5



Part#	116	102	102S	102T	109
Application	4.5" - 5" B.C.	5.5" B.C.	5.5" B.C.	5.5" B.C.	5.5" B.C.
Other Finishes	-	SS, EZC, EZSS	-	-	-
Lug	5	5&6	5&6	5&6	5&6



Part#	103	111	111S	139
Application	6.5" B.C.	6.5" B.C.	6.5" B.C.	6.5" B.C.
Other Finishes	SS	SS, EZC, EZSS	-	SS
Lug	8	8	8	8

Push-Thru Closed (Black)



Part#	100BK	101BK	102BK	111BK
Application	4.5" - 5" B.C.	4.5" - 5" B.C.	5.5" B.C.	6.5" B.C.
Lug	5	5	5&6	8

Push-Thru Open



Part#	99SS	106	92	104T	104
Application	4x4 Trailer Only	4.5" - 5" B.C.	5.5" B.C.	5.5" B.C.	5.5" B.C.
Other Finishes	SS	SS	-	-	SS
Lug	4	5	5&6	5&6	5&6




Part#	110	105	112
Application	5.5" B.C.	6.5" B.C.	6.5" B.C.
Other Finishes	-	SS, EZC, EZSS	SS
Lug	5&6	8	8

EZ Lube Caps




Part#	6101CR	6101BK
Color	-	Black
Diameter	2.19"	2.19"

EZ Lube Caps



Part#	100EZC	101EZC	102EZC	111EZC	106EZC	105EZC
Application	4.5" - 5" B.C.	4.5" - 5" B.C.	5.5" B.C.	6.5" B.C.	4.5"-5" B.C.	6.5" B.C.
Other Finishes	EZSS	EZSS	EZSS	EZSS	EZSS	EZSS
Lug	5	5	5&6	8	5	8

Dualie Hub Covers



Part#	132-1	133-1
Application	Rear Ford/Dodge	Rear Chevy/GMC

Derby - Closed



Part#	126	127	129	132
Application	4.5" - 5" B.C.	5.5" B.C.	6.5" B.C.	6.5" B.C.
Finish	- SS	-	- SS	-
Lug	5	5&6	8	8

Derby - Open



Part#	134-1
Application	Front Ford/Dodge



Part#	131	128	130	138
Application	4.5" - 5" B.C.	5.5" B.C.	6.5" B.C.	5.5" B.C.
Finish	- SS	- SS	-	-
Lug	5	5&6	8	5&6

Knurl Studs



About our knurl studs: 10.9 Grade Alloy Steel




- Cold-forged process increases durability and ensures precise measurements.
- Through-harden heat-treated
- Other sizes available by special order


Knurl Studs



Part#	961	962	963	964	967	968
Thread Size	7/16"-20	7/16"-20	1/2"-20	1/2"-20	1/2"-20	5/8"-11
Diameter	0.480	0.575	0.615	0.685	N/A	0.690"




Part#	968-05	969	960-327E	960-364	960-138	960-159
Thread Size	14mm x 2.00	5/8"-11	7/16"	1/2" - 20	1/2" - 20	1/2" - 20
Diameter	0.690"	0.690"	15.90mm	0.614"	0.53"	0.62"




Part#	960-109	960-219	960-327D	960-327A	960-240	960-378
Thread Size	1/2" - 20	1/2" - 20	1/2" - 20	10mm x 1.25	12mm x 1.25	12mm x 1.25
Diameter	.625"	0.62"	15.90mm	15.90mm	12.90mm	14.35mm


Knurl Studs



Part#	960-320	960-327C	960-362	960-269	960-244	960-262
Thread Size	12mm x 1.25	12mm x 1.25	12mm x 1.50	12mm x 1.50	12mm x 1.50	12mm x 1.50
Diameter	12.90mm	15.90mm	12.30mm	12.22mm	14.30mm	14.35mm



Part#	960-253	960-266	960-254	960-275	960-340	960-285
Thread Size	12mm x 1.50	12mm x 1.50	12mm x 1.50	12mm x 1.50	12mm x 1.50	12mm x 1.50
Diameter	14.10mm	14.00mm	12.80mm	14.50mm	12.80mm	14.94mm



Part#	960-312	960-414	960-369	960-327B	960-365	960-327
Thread Size	12mm x 1.50	12mm x 1.50	12mm x 1.50	12mm x 1.50	12mm x 1.50	14mm x 1.50
Diameter	14.30mm	14.40mm	14.70mm	15.90mm	13.40mm	15.90mm



Part#	960-327G	960-327F	960-327L	960-327S	960-327LG	960-327LF
Thread Size	9/16"-18	14mm x 2.00	14mm x 1.50	14mm x 1.50	9/16"-18	14mm x 2.00
Diameter	15.90mm	15.90mm	15.90mm	15.90mm	15.90mm	15.90mm

Wheel Studs




About our wheel studs: 10.9 Grade Alloy Steel



- Cold-forged process increases durability and ensures precise measurements.
- Through-harden heat-treated
- Other sizes available by special order

*Note: The shorter end screws into the rotor.

Wheel Studs



Part#	944	944L	946	946L	947	948	948L
Thread Size	1/2"	1/2"	12mm x 1.25	12mm x 1.25	12mm x 1.50	12mm x 1.50	12mm x 1.50



Part#	949	949L	950	950L	950XL	951	952
Thread Size	14mm x 1.50	14mm x 1.50	1/2"	1/2"	1/2"	7/16"	7/16"
			14mm x 1.50	14mm x 1.50	14mm x 1.50	12mm x 1.50	14mm x 1.50



Part#	953L	954L	954XL	956L	957L	957XL	955L
Thread Size	12mm x 1.75	12mm x 1.50	12mm x 1.50	1/2"	12mm x 1.50	12mm x 1.50	14mm x 1.50
		14mm x 1.50	14mm x 1.50	9/16"	14mm x 1.25	14mm x 1.25	

Retail Packaging Options

BAG WITH HEADER

Economic and effective. A durable plastic bag with a cardboard header card.



MINI-CLAM

Compact and eye-catching. Ideal for those who want to maximize visibility in a minimized showcase.



4- PACK



LUG-N-LOCK KIT



SPLINE/TUNER WHEEL LOCK KIT



SPACER PACK



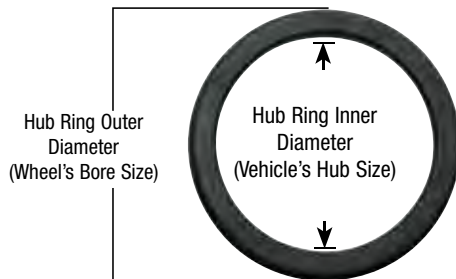
Wheel Installation Kit

- Everything you need for the installation of 4 wheels is in one clearly-labeled color box with all parts individually polybagged for your convenience.
- Each box is marked with the part number, thread size, and lug style.
- Installation kits are available in 4, 5, 6, and 8 lug combinations.
- Different combinations of locks with lug nuts or lug bolts are also available.

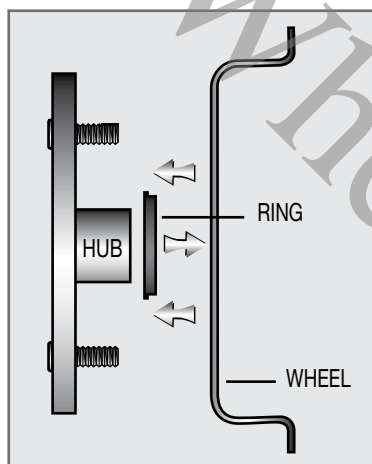


Hub Rings

Hub Centric Rings (4 Pieces per set)



Example:
Wheel's Bore Size (O.D.): 74.0
Vehicle's Hub Size (I.D.): 54.06
Part number C74-5406



- Fills the gap between the wheel hole and hub providing true wheel-centering; prevents vibrations and enhances driving performance.
- Made of polycarbonate/nylon material which increases resistance to higher temperatures and improves durability from impact.
- Available in various combinations of bore and outer ring sizes. I.D. and O.D. sizes clearly imprinted on ring.
- 4 pc. per set.

Part No.	O.D.	I.D.
C60-5615	60.00	56.15
C66-6006	66.00	60.06
C67-5406	67.00	54.06
C67-5610	67.00	56.10
C67-5660	67.00	56.60
C67-5710	67.00	57.10
C67-5910	67.00	59.10
C67-6006	67.00	60.06
C67-6350	67.00	63.50
C67-6415	67.00	64.15
C70-5410	70.00	54.10
C70-5615	70.00	56.15
C72-5406	72.62	54.06
C72-5615	72.62	56.15
C72-5710	72.62	57.10
C72-5961	72.62	59.61
C72-6006	72.62	60.06
C72-6336	72.62	63.36
C72-6390	72.62	63.90
C72-6415	72.62	64.15
C72-6510	72.62	65.10
C72-6606	72.62	66.06
C72-6636	72.62	66.36
C72-6656	72.62	66.56
C72-6690	72.62	66.90
C72-6710	72.62	67.10
C72-7010	72.62	70.10
C72-7030	72.62	70.30
C72-7050	72.62	70.50
C72-7150	72.62	71.50
C73-5406	73.00	54.06
C73-5615	73.00	56.15
C73-5660	73.00	56.60
C73-5710	73.00	57.10

Part No.	O.D.	I.D.
C73-5910	73.00	59.10
C73-5920	73.00	59.20
C73-5961	73.00	59.61
C73-6006	73.00	60.06
C73-6340	73.00	63.40
C73-6390	73.00	63.90
C73-6415	73.00	64.15
C73-6507	73.00	65.07
C73-6606	73.00	66.06
C73-6656	73.00	66.56
C73-6690	73.00	66.90
C73-6720	73.00	67.20
C73-7010	73.00	70.10
C73-7030	73.00	70.30
C73-7050	73.00	70.50
C73-7150	73.00	71.50
C74-5406	74.00	54.06
C74-5615	74.00	56.15
C74-5710	74.00	57.10
C74-5961	74.00	59.61
C74-6006	74.00	60.06
C74-6336	74.00	63.36
C74-6390	74.00	63.90
C74-6415	74.00	64.15
C74-6507	74.00	65.07
C74-6606	74.00	66.06
C74-6656	74.00	66.56
C74-6690	74.00	66.90
C74-6706	74.00	67.06
C74-7010	74.00	70.10
C74-7030	74.00	70.30
C74-7050	74.00	70.50
C74-7150	74.00	71.50
C74-7260	74.00	72.60

Part No.	O.D.	I.D.
C78-6606	78.00	66.06
C78-6656	78.00	66.56
C78-7030	78.00	70.30
C78-7050	78.00	70.50
C78-7130	78.00	71.30
C78-7150	78.00	71.50
C78-7260	78.00	72.60
C78-7410	78.00	74.10
C83-7030	83.00	70.30
C83-7150	83.00	71.50
C83-7810	83.00	78.10
C84-7150	84.00	71.50
C87-7256	87.00	72.56
C87-7710	87.00	77.10
C87-7780	87.00	77.80
C87-7810	87.00	78.10
C106-7800	106.00	78.00
C106-7830	106.00	78.30
C106-8700	106.00	87.00
C108-1000	108.00	100.00
C108-1060	108.00	106.00
C108-7780	108.00	77.80
C108-7810	108.00	78.10
C108-7830	108.00	78.30
C110-1000	110.00	100.00
C110-1060	110.00	106.00
C110-7810	110.00	78.10
C125-1160	125.00	116.00
C125-1210	125.00	121.00
C130-1160	130.00	116.00
C130-1167	130.00	116.70
C130-1170	130.00	117.00
C130-1210	130.00	121.00
C130-1250	130.00	125.00

Aluminum Hub Rings (4 Pieces per set)



Part No.	O.D.	I.D.
C66-5710A	66.56	57.10
C72-5710A	72.62	57.10
C72-6006A	72.62	60.06
C72-7150A	72.62	71.50
C73-5615A	73.00	56.15

Part No.	O.D.	I.D.
C73-5710A	73.00	57.10
C73-5920A	73.00	59.20
C73-6415A	73.00	64.15
C73-6710A	73.00	67.10

Part No.	O.D.	I.D.
C73-7030A	73.00	70.30
C73-7150A	73.00	71.50
C74-7256A	74.10	72.56
C108-1068A	108.00	106.8

- Made of 100% high quality cast aluminum
- Lightweight, durable, easy to install
- Quickly correct the offset of your wheels



Part No.	600	601
Application	4 & 5 Lug	4 Lug, 4" - 4.5" B.C.
Thickness	3mm	5/16"




Part No.	602	602T	603	603T
Application	5 Lug, 4.5"-5" B.C.	5 Lug, 4.5"-5" B.C.	5 & 6 Lug, 5.5" B.C.	5 & 6 Lug, 5.5" B.C.
Thickness	5/16"	1/2"	1/4"	1/2"



Part No.	604	605	606	607
Application	8 Lug, 6.5" & 170mm B.C.	5 Lug, 100mm B.C.	4 & 5 Lug	5 Lug, 4"-4.75" BC
Thickness	1/4"	5/16"	5mm	5mm



Part No.	611	628	629	630
Application	5 & 6 Lug, 135mm B.C.	7 Lug, 150mm B.C.	5 & 7 Lug, 150mm B.C.	4 Lug, 4"-4.5" B.C.
Thickness	1/4"	1/4"	1/4"	1/4"



Part No.	631	631T	632	632T
Application	8 Lug, 6.5", 170mm & 180mm B.C.	8 Lug, 6.5", 170mm & 180mm B.C.	8 Lug, 200mm & 210mm B.C.	8 Lug, 200mm & 210mm B.C.
Thickness	1/4"	1/2"	1/4"	1/2"

Hub Centric Spacers

Hub-Centric Spacers

5 Lug Mercedes-Benz Center Bore 66.56mm

Part No.	Application	Thickness	Shoulder
C112-12	5 x 112mm	12mm	Yes
C112-15	5 x 112mm	15mm	Yes
C112-17	5 x 112mm	17mm	Yes
C112-20	5 x 112mm	20mm	Yes
Add BK for Black			



5 Lug BMW Center Bore 72.56mm

Part No.	Application	Thickness	Shoulder
C120-5N	5 x 120mm	5mm	No Shoulder
C120-10	5 x 120mm	10mm	Yes
C120-12	5 x 120mm	12mm	Yes
C120-15	5 x 120mm	15mm	Yes
C120-17	5 x 120mm	17mm	Yes
C120-20	5 x 120mm	20mm	Yes
Add BK for Black			



4 Lug Center Bore 57.10mm

Part No.	Application	Thickness	Shoulder
C4100-5N	4 x 100mm	5mm	No Shoulder
C4100-8N	4 x 100mm	8mm	No Shoulder
C4100-10	4 x 100mm	10mm	Yes
C4100-12	4 x 100mm	12mm	Yes
C4100-15	4 x 100mm	15mm	Yes
C4100-20	4 x 100mm	20mm	Yes
Add BK for Black			



5 Lug Center Bore 57.10mm

Part No.	Application	Thickness	Shoulder
C100/112-3	5 x 100 & 5 x 112	3mm	No Shoulder
C100/112-5	5 x 100 & 5 x 112	5mm	No Shoulder
C100/112-8	5 x 100 & 5 x 112	8mm	No Shoulder
C100/112-10	5 x 100 & 5 x 112	10mm	No Shoulder
C100/112-15	5 x 100 & 5 x 112	15mm	No Shoulder
C5100/5112-10	5 x 100 & 5 x 112	10mm	Yes
C5100/5112-15	5 x 100 & 5 x 112	15mm	Yes
C5100/5112-20	5 x 100 & 5 x 112	20mm	Yes
C5100/5112-25	5 x 100 & 5 x 112	25mm	Yes



**5 Lug
Center Bore 66.56mm**

Part No.	Application	Thickness	Shoulder
CA100/112-3	5 x 100 & 5 x 112	3mm	No Shoulder
CA100/112-5	5 x 100 & 5 x 112	5mm	No Shoulder

**5 Lug
Center Bore 65.00mm**

Part No.	Application	Thickness	Shoulder
C108/110-3	5 x 108 & 5 x 110	3mm	No Shoulder

**5 Lug
Center Bore 67.10mm**

Part No.	Application	Thickness	Shoulder
C108/114-3	5 x 108 & 5 x 114.3	3mm	No Shoulder
C108/114-5	5 x 108 & 5 x 114.3	5mm	No Shoulder

**5 Lug
Center Bore 66.56mm**

Part No.	Application	Thickness	Shoulder
C112-5N	5 x 112mm	5mm	No Shoulder
C112-10N	5 x 112mm	10mm	No Shoulder

**5 Lug
Center Bore 71.60mm**

Part No.	Application	Thickness	Shoulder
C130-5N	5 x 130mm	5mm	No Shoulder
C130-12	5 x 130mm	12mm	Yes
C130-15	5 x 130mm	15mm	Yes
C130-20	5 x 130mm	20mm	Yes

**5 Lug
Center Bore 71.50mm**



Part No.	Application	Thickness	Shoulder
C114/120-5	5 x 114 & 5 x 120	5mm	No Shoulder
C114/120-8	5 x 114 & 5 x 120	8mm	No Shoulder

**5 Lug
Center Bore 74.10mm**

Part No.	Application	Thickness	Shoulder
C120/74-5N	5 x 120mm	5mm	No Shoulder
C120/74-15	5 x 120mm	15mm	Yes
C120/74-20	5 x 120mm	20mm	Yes

**5 Lug
Center Bore Conversion, 74.10mm to 72.56mm**

Part No.	Application	Thickness	Shoulder
C120/74-72-15	5 x 120mm	15mm	Yes
C120/74-72-20	5 x 120mm	20mm	Yes



Billet Wheel Adapters

Metric Converter:

4.25" = 107.95mm 5.00" = 127mm
 4.50" = 114.3mm 5.50" = 139.7mm
 4.75" = 120.7mm 6.50" = 165mm



Hub-Centric*



Dual-Drilled**

	Part No.	Vehicle	Wheel	Thickness	I.D.	Stud Thread Size
4 LUG	**WA4100/4450-4425A	4X100mm/4X4.50"	4X4.25"	1"	74mm	12mm 1.50
	WA4100-4100B	4X100mm	4X100mm	1.25"	60mm	12mm 1.50
	**WA4425/4100-4450A	4X4.25"/4X100mm	4X4.50"	1"	74mm	12mm 1.50
	WA4425-4100B	4X4.25"/4X100mm	4X100mm	1.25"	74mm	12mm 1.50
	WA4450-4100B	4X4.50"	4X100mm	1.25"	71mm	12mm 1.50
5 LUG	**WA5100/5425-5450B	5x100mm/5x4.25"	5X4.50"	1.25"	74mm	12mm 1.50
	WA5100-5450A	5X100mm	5X4.50"	1"	64mm	12mm 1.50
	NEW WA5110-5110A	5X110mm	5X110mm	1"	65.1mm	12mm 1.50
	NEW WA5115-5115B	5X115mm	5X115mm	1.25"	73.1mm	14mm 1.50
	NEW WA5115-5115E	5X115mm	5X115mm	2"	73.1mm	14mm 1.50
	**WA5135/5550-5135B	5x135mm/5X5.50"	5X135mm	1.25"	87.1mm	12mm 1.50
	NEW **WA5135/5500-5135C	5X135mm/5X5.00"	5X135mm	1.5"	87.1mm	12mm 1.50
	**WA5135/5500-5450B	5x135mm/5X5.00"	5X4.50"	1.25"	87.1mm	12mm 1.50
	NEW **WA5135/5500-5450C	5X135mm/5X5.00"	5X4.50"	1.5"	87.1mm	12mm 1.50
	**WA5135/5500-5475B	5x135mm/5X5.00"	5X4.75"	1.25"	87.1mm	12mm 1.50
	NEW **WA5135/5500-5475C	5X135mm/5X5.00"	5X4.75"	1.5"	87.1mm	12mm 1.50
	NEW **WA5135/5500-5500C	5X135mm/5X5.00"	5x5.00"	1.5"	87.1mm	12mm 1.50
	NEW **WA5135/5500-5550C	5X135mm/5X5.00"	5X5.50"	1.5"	87.1mm	12mm 1.50
	NEW WA5135-5450B142	5X135mm	5X4.50"	1.25"	87.1mm	14mm 2.00
	WA5135-5450C	5X135mm	5X4.50"	1.5"	87.1mm	12mm 1.50
	NEW WA5135-5450C142	5X135mm	5X4.50"	1.5"	87.1mm	14mm 2.00
	WA5135-5475B	5X135mm	5X4.75"	1.25"	87.1mm	14mm 2.00
	NEW WA5135-5500C	5X135mm	5x5.00"	1.5"	87.1mm	14mm 2.00
	NEW WA5135-5550A	5X135mm	5X5.50"	1"	87.1mm	14mm 2.00
	NEW WA5135-5550C	5X135mm	5X5.50"	1.5"	87.1mm	14mm 2.00
	NEW *WA5135-6135E	5X135mm	6X135mm	2"	87.1mm	12mm 1.50
	*WA5150-5150CH	5X150mm	5X150mm	1.5"	110mm	14mm 1.50
	*WA5150-5150EH	5x150mm	5x150mm	2"	110mm	14mm 1.50
	NEW WA5400-5400A	5X4.00"	5X4.00"	1"	73mm	12mm 1.50
	WA5425-5450B	5X4.25"	5X4.50"	1.25"	73.1mm	12mm 1.50
	NEW **WA5450/5475-5110B	5X4.50"/5X4.75"	5X110mm	1.25"	74mm	12mm 1.50
	NEW **WA5450/5475-5112B	5X4.50"/5X4.75"	5X112mm	1.25"	74mm	12mm 1.50
	**WA5450/5475-5115B	5X4.50"/5X4.75"	5x115mm	1.25"	74mm	12mm 1.50
	NEW **WA5450/5475-5135B	5X4.50"/5X4.75"	5X135mm	1.25"	74mm	12mm 1.50
	NEW **WA5450/5475-5150B	5X4.50"/5X4.75"	5X150mm	1.25"	74mm	14mm 1.50
	**WA5450/5475-5450B	5X4.50"/5X4.75"	5X4.50"	1.25"	74mm	12mm 1.50
	**WA5450/5475-5450BBK (Black)	5X4.50"/5X4.75"	5x4.50"	1.25"	74mm	12mm 1.50
	**WA5450/5475-5450E	5X4.50"/5X4.75"	5X4.50"	2"	78.1mm	12mm 1.50
**WA5450/5475-5475B	5X4.50"/5X4.75"	5X4.75"	1.25"	74mm	12mm 1.50	
**WA5450/5475-5475BBK (Black)	5X4.50"/5X4.75"	5x4.75"	1.25"	74mm	12mm 1.50	

Billet Wheel Adapters



Regular



4 Lug



6 Lug



















8 Lug

	Part No.	Vehicle	Wheel	Thickness	I.D.	Stud Thread Size
5 LUG	**WA5450/5475-5475E	5X4.50"/5X4.75"	5x4.75"	2"	78mm	12mm 1.50
	**WA5450/5475-5500B	5X4.50"/5X4.75"	5x5.00"	1.25"	74mm	12mm 1.50
	**WA5450/5475-5550B	5X4.50"/5X4.75"	5X5.50"	1.25"	74mm	12mm 1.50
	WA5450-5450A	5X4.50"	5X4.50"	1"	74mm	12mm 1.50
	WA5450-5450A1/2	5X4.50"	5X4.50"	1"	74mm	1/2"-20
	WA5450-5450ABK (Black)	5X4.50"	5X4.50"	1"	74mm	12mm 1.50
	*WA5450-5450AH1/2	5X4.50"	5X4.50"	1"	70.5mm	1/2"-20
	*WA5450-5450AH14	5X4.50"	5X4.50"	1"	70.5mm	14mm 1.50
	WA5450-5450B	5X4.50"	5X4.50"	1.25"	74mm	12mm 1.50
	WA5450-5450B1/2	5X4.50"	5X4.50"	1.25"	74mm	1/2"-20
	WA5450-5450BBK (Black)	5X4.50"	5X4.50"	1.25"	74mm	12mm 1.50
	WA5450-5450C	5X4.50"	5X4.50"	1.5"	74mm	12mm 1.50
	WA5450-5450C1/2	5X4.50"	5X4.50"	1.5"	74mm	1/2"-20
	WA5450-5450CBK (Black)	5X4.50"	5X4.50"	1.5"	74mm	12mm 1.50
	*WA5450-5450CH	5X4.50"	5X4.50"	1.5"	71.5mm	1/2"-20
	*WA5450-5450CH1/2	5X4.50"	5X4.50"	1.5"	70.5mm	1/2"-20
	WA5450-5450E	5X4.50"	5X4.50"	2"	74mm	12mm 1.50
	WA5450-5450E1/2	5X4.50"	5X4.50"	2"	74mm	1/2"-20
	*WA5450-5450EH	5X4.50"	5X4.50"	2"	71.5mm	1/2"-20
	WA5450-5475A	5X4.50"	5X4.75"	1"	74mm	12mm 1.50
	*WA5450-5475A1/2	5X4.50"	5X4.75"	1"	74mm	1/2"-20
	WA5450-5475B	5X4.50"	5X4.75"	1.25"	74mm	12mm 1.50
	WA5450-5500B	5X4.50"	5X5.00"	1.25"	74mm	12mm 1.50
	WA5450-5500B1/2	5X4.50"	5X5.00"	1.25"	71.5mm	1/2"-20
	*WA5450-5500BH1/2	5X4.50"	5X5.00"	1.25"	71.5mm	1/2"-20
	WA5450-5500E1/2	5X4.50"	5X5.00"	2"	71.5mm	1/2"-20
	*WA5450-5500EH1/2	5X4.50"	5X5.00"	2"	71.5mm	1/2"-20
	WA5450-5550A1/2	5X4.50"	5X5.50"	1"	71.5mm	1/2"-20
	*WA5450-6550E	5X4.50"	6X5.50"	2"	74mm	12mm 1.50
	**WA5475/5500-5500B	5X4.75"/5X5.00"	5X5.00"	1.25"	78.1mm	12mm 1.50
	**WA5475/5500-5500C	5X4.75"/5X5.00"	5x5.00"	1.5"	78.1mm	12mm 1.50
	WA5475-5450B	5X4.75"	5X4.50"	1.25"	74mm	12mm 1.50
	WA5475-5475A	5X4.75"	5X4.75"	1"	74mm	12mm 1.50
	WA5475-5475B	5X4.75"	5X4.75"	1.25"	74mm	12mm 1.50
	WA5475-5475C	5X4.75"	5X4.75"	1.5"	74mm	12mm 1.50
	WA5475-5475E	5X4.75"	5X4.75"	2"	74mm	12mm 1.50
	WA5475-5500B	5X4.75"	5X5.00"	1.25"	74mm	12mm 1.50
	WA5475-5550A1/2	5X4.75"	5X5.50"	1"	74mm	1/2"-20
	*WA5475-6550E	5X4.75"	6X5.50"	2"	74mm	12mm 1.50
	**WA5500/5550-5135B	5X5.00"/5x5.50"	5x135mm	1.25"	87.1mm	12mm 1.50

Billet Wheel Adapters

- ✓ Our billet wheel adapters are CNC machined
- ✓ Made from heat-treated 6061-T6 aluminum
- ✓ Pressed-In studs included
- ✓ Open-End lug nuts included

	Part No.	Vehicle	Wheel	Thickness	I.D.	Stud Thread Size
5 LUG 	**WA5500/5550-5135C	5X5.00"/5X5.50"	5X135mm	1.5"	87.1mm	1/2"-20
	 **WA5500/5550-5150C	5X5.00"/5X5.50"	5X150mm	1.5"	87.1mm	14mm 1.50
	**WA5500/5550-5450B	5X5.00"/5X5.50"	5X4.50"	1.25"	87.1mm	12mm 1.50
	**WA5500/5550-5450C	5X5.00"/5X5.50"	5X4.50"	1.5"	87.1mm	12mm 1.50
	**WA5500/5550-5475B	5X5.00"/5X5.50"	5x4.75"	1.25"	87.1mm	12mm 1.50
	**WA5500/5550-5475C	5X5.00"/5X5.50"	5x4.75"	1.5"	87.1mm	12mm 1.50
	**WA5500/5550-5500B	5X5.00"/5X5.50"	5x5.00"	1.25"	87.1mm	12mm 1.50
	**WA5500/5550-5550C	5X5.00"/5X5.50"	5X5.50"	1.5"	87.1mm	1/2"-20
	WA5500-5135B	5X5.00"	5x135mm	1.25"	87.1mm	12mm 1.50
	WA5500-5450B	5X5.00"	5X4.50"	1.25"	78.1mm	12mm 1.50
	WA5500-5450B1/2	5X5.00"	5X4.50"	1.25"	78.1mm	1/2"-20
	WA5500-5475B	5X5.00"	5X4.75"	1.25"	78.1mm	12mm 1.50
	WA5500-5500A1/2	5X5.00"	5X5.00"	1"	78.1mm	1/2"-20
	WA5500-5500B	5X5.00"	5X5.00"	1.25"	78.1mm	12mm 1.50
	*WA5500-5500BH	5X5.00"	5X5.00"	1.25"	71.5mm	1/2"-20
	WA5500-5500C1/2	5X5.00"	5X5.00"	1.5"	78.1mm	1/2"-20
	*WA5500-5500CH	5X5.00"	5X5.00"	1.5"	71.5mm	1/2"-20
	WA5500-5500E1/2	5X5.00"	5X5.00"	2"	78.1mm	1/2"-20
	*WA5500-5500EH	5X5.00"	5X5.00"	2"	71.5mm	1/2"-20
	*WA5500-6135E	5X5.00"	6X135mm	2"	78.1mm	12mm 1.50
	*WA5500-6550E	5X5.00"	6X5.50"	2"	78.1mm	12mm 1.50
	**WA5550/5135-5550B	5X5.5/5X135mm	5X5.50"	1.25"	87.1mm	12mm 1.50
	WA5550-5450B	5X5.50"	5X4.50"	1.25"	78.1mm	9/16"-18
	WA5550-5450C	5X5.50"	5X4.50"	1.5"	87.1mm	12mm 1.50
	WA5550-5475C	5X5.50"	5X4.75"	1.5"	87.1mm	12mm 1.50
	WA5550-5550A1/2	5X5.50"	5X5.50"	1"	87.1mm	1/2"-20
	WA5550-5550B	5X5.50"	5X5.50"	1.25"	87.1mm	1/2"-20
	WA5550-5550B14	5X5.50"	5X5.50"	1.25"	87.1mm	14mm 1.50
	WA5550-5550C	5X5.50"	5x5.50"	1.5"	108mm	12mm 1.25
	WA5550-5550C1/2	5X5.50"	5x5.50"	1.5"	108mm	1/2"-20
	WA5550-5550C14	5X5.50"	5x5.50"	1.5"	77.8mm	14mm 1.50
	WA5550-5550E	5X5.50"	5x5.50"	2"	108mm	12mm 1.25
	WA5550-5550E1/2	5X5.50"	5x5.50"	2"	108mm	1/2"-20
	WA5550-5550E14	5X5.50"	5x5.50"	2"	77.8mm	14mm 1.50
	*WA5550-6135E	5X5.50"	6X135mm	2"	108mm	1/2"-20
	*WA5550-6550E	5X5.50"	6X5.50"	2"	108mm	1/2"-20
6 LUG 	WA6120-6120B	6X120mm	6X120mm	1.25"	67.1mm	14mm 1.50
	 **WA6135/6500-6135C	6X135mm/6X5.00"	6X135mm	1.5"	87.1mm	12mm 1.50
	 **WA6135/6550-6500C	6X135mm/6X5.50"	6X5.00"	1.5"	87.1mm	12mm 1.50
	WA6135-6135C	6X135mm	6X135mm	1.5"	87.1mm	14mm 2.00

Billet Wheel Adapters



8 Lug Black



Hub-Centric*















Dual-Drilled**



Black Dual-Drilled**















	Part No.	Vehicle	Wheel	Thickness	I.D.	Stud Thread Size
6 LUG	WA6135-6135CBK (Black)	6X135mm	6X135mm	1.5"	87.1mm	14mm 2.00
	*WA6135-6135CH14	6X135mm	6X135mm	1.5"	87.1mm	14mm 1.50
	*WA6135-6135EH14	6X135mm	6X135mm	2"	87.1mm	14mm 1.50
	WA6135-6550C14	6X135mm	6x5.50"	1.5"	108mm	14mm 1.50
	**WA6450/6500-5150E14	6x4.50"/6x5.00"	5x150mm	2"	78.3mm	14mm 1.50
	WA6450-6550B1/2	6x4.50"	6x5.50"	1.25"	78.1mm	1/2"-20
	**WA6500/6135-6135C	6X5.00"/6X135mm	6X135mm	1.5"	87.1mm	12mm 1.50
	**WA6550/6135-5135E14	6x5.50"/6x135mm	5x135mm	2"	87.1mm	14mm 1.50
	**WA6550/6135-5150E14	6x5.50"/6x135mm	5X150mm	2"	87.1mm	14mm 1.50
	**WA6550/6135-5450E	6x5.50"/6x135mm	5X4.50"	2"	87.1mm	1/2"-20
	**WA6550/6135-5500E14	6x5.50"/6x135mm	5x5.00"	2"	87.1mm	14mm 1.50
	**WA6550/6135-5550E14	6x5.50"/6x135mm	5X5.50"	2"	87.1mm	14mm 1.50
	**WA6550/6135-6135B	6x5.50"/6x135mm	6X135mm	1.25"	108mm	14mm 1.50
	**WA6550/6135-6550B	6x5.50"/6x135mm	6x5.50"	1.25"	108mm	14mm 1.50
	**WA6550/6135-8170E14	6x5.50"/6x135mm	8X170mm	2"	87.1mm	14mm 1.50
	**WA6550/6135-8180E14	6x5.50"/6x135mm	8X180mm	2"	87.1mm	14mm 1.50
	**WA6550/6135-8200E14	6x5.50"/6x135mm	8X200mm	2"	87.1mm	14mm 1.50
	**WA6550/6135-8210E14	6x5.50"/6x135mm	8x210mm	2"	87.1mm	14mm 1.50
	**WA6550/6135-8650E14	6x5.50"/6x135mm	8x6.50"	2"	87.1mm	14mm 1.50
	WA6550-6135C142	6x5.50"	6X135mm	1.5"	78.1mm	14mm 2.00
	WA6550-6550B	6X5.50"	6x5.50"	1.25"	108mm	12mm 1.50
	WA6550-6550B14	6X5.50"	6X5.50"	1.25"	108mm	14mm 1.50
	WA6550-6550B14BK (Black)	6X5.50"	6x5.50"	1.25"	108mm	14mm 1.50
	WA6550-6550C	6x5.50"	6x5.50"	1.5"	108mm	12mm 1.50
	WA6550-6550CBK (Black)	6X5.50"	6x5.50"	1.5"	108mm	12mm 1.50
	*WA6550-6550CH	6X5.50"	6x5.50"	1.5"	106mm	12mm 1.50
	*WA6550-6550CH14	6X5.50"	6x5.50"	1.5"	78.1mm	14mm 1.50
	WA6550-6550E	6x5.50"	6x5.50"	2"	108mm	12mm 1.50
	WA6550-6550E14	6x5.50"	6x5.50"	2"	108mm	14mm 1.50
	*WA6550-6550EH	6X5.50"	6x5.50"	2"	106mm	12mm 1.50
	*WA6550-6550EH14	6X5.50"	6x5.50"	2"	78.1mm	14mm 1.50
	*WA6550-8170E	6X5.50"	8X170mm	2"	108mm	14mm 1.50
*WA6550-8650E	6X5.50"	8X6.50"	2"	108mm	14mm 1.50	
8 LUG	WA8170-8170E	8X170mm	8X170mm	2"	125mm	14mm 2.00
	WA8170-8170E14	8X170mm	8X170mm	2"	125mm	14mm 1.50
	WA8170-8170E916	8X170mm	8X170mm	2"	126.15mm	9/16"x18
	WA8170-8170E916BK (Black)	8X170mm	8X170mm	2"	126.15mm	9/16"x18
	WA8170-8170EBK (Black)	8X170mm	8X170mm	2"	125mm	14mm 2.00
	*WA8170-8170EH	8X170mm	8X170mm	2"	125mm	14mm 2.00
	*WA8170-8170EH14	8X170mm	8X170mm	2"	125mm	14mm 1.50

Billet Wheel Adapters

	Part No.	Vehicle	Wheel	Thickness	I.D.	Stud Thread Size
8 LUG 	WA8180-6550E14	8x180mm	6x5.50"	2"	108mm	14mm 1.50
	WA8180-8180E	8X180mm	8X180mm	2"	124.3mm	14mm 1.50
	WA8200-8200E	8X200mm	8X200mm	2"	146mm	14mm 1.50
	**WA8200/210-6550E14	8x200mm/8x210mm	6x5.50"	2"	108mm	14mm 1.50
	WA8210-8210E	8X210mm	8X210mm	2"	155mm	14mm 1.50
	**WA8650/170-6550E14	8x6.50"/8x170mm	6x5.50"	2"	108mm	14mm 1.50
	WA8650-8170C14	8X6.50"	8X170mm	1.5"	126.15mm	14mm 1.50
	WA8650-8170C916	8X6.50"	8X170mm	1.5"	126.15mm	9/16"-18
	*WA8650-8180EH14	8x6.50"	8X180mm	2"	124mm	14mm 1.50
	WA8650-8650C	8X6.50"	8X6.50"	1.5"	126.15mm	9/16"-18
	WA8650-8650C14	8X6.50"	8X6.50"	1.5"	126.15mm	14mm 1.50
	WA8650-8650EBK (Black)	8X6.50"	8X6.50"	2"	126.15mm	9/16"*18
	*WA8650-8650EH14	8X6.50"	8X6.50"	2"	116.7mm	14mm 1.50
	WA8650-8650E14	8X6.50"	8X6.50"	2"	126.15mm	14mm 1.50
	WA8650-8650E	8X6.50"	8X6.50"	2"	126.15mm	9/16"-18
	WA8650-8180E14	8x6.50"	8X180mm	2"	126.15mm	14mm 1.50

ATV Wheel Adapters



	Part No.	PCD (Bolt Pattern)	Wheel	Thickness	Hub I.D.	Stud Thread Size	
4 LUG 	WA4156-4156A	4X156mm	4X156mm	1"	131mm	3/8"-24	
		WA4156-4156C	4X156mm	4X156mm	1.5"	131mm	3/8"-24
		WA4156-4156E	4X156mm	4X156mm	2"	131mm	3/8"-24
		WA4156-4156G	4X156mm	4X156mm	2.5"	131mm	3/8"-24
		WA4110-4110A	4X110mm	4X110mm	1"	84mm	10mm 1.25
		WA4110-4110C	4X110mm	4X110mm	1.5"	84mm	10mm 1.25
		WA4110-4110E	4X110mm	4X110mm	2"	84mm	10mm 1.25
		WA4450-4450E	4X4.50"	4X4.50"	2"	84mm	10mm 1.25
		WA4136-4136A	4X136mm	4X136mm	1"	117.5mm	10mm 1.25
		WA4136-4136C	4X136mm	4X136mm	1.5"	117.5mm	10mm 1.25
		WA4136-4136E	4X136mm	4X136mm	2"	117.5mm	10mm 1.25
		WA4110-4110G	4X110mm	4X110mm	2.5"	84mm	10mm 1.25
		WA4136-4136G	4X136mm	4X136mm	2.5"	117.5mm	10mm 1.25
		WA4400-4400C	4X4.00"	4X4.00"	1.5"	77.8mm	1/2"-20

See Page 17 for ATV Lug Nuts



Spinners, Emblems & Hardware

Spinners - 2 Bar



Part #	Style
23	Thread Mount (Dome Top) Chrome
23F	Thread Mount (Dome Top) Fluted
23G	Thread Mount (Dome Top) Gold
25	Stud Mount (Medallion Top) Chrome
26	Stud Mount (Dome Top) Chrome
26F	Stud Mount (Dome Top) Fluted
26G	Stud Mounted (Dome Top) Gold

Spinners - 3 Bar Straight



Part #	Style
33	Thr. Mount (Medallion Top) Chr.
35	Stud Mt. (Medallion Top) Chr.
37	Bolt-on (w/Snap-in Insert) Round Top, Chr.
37G	Bolt-on (w/Snap-in Insert) Round Top, Gold

Spinners - 3 Bar Swept



Part #	Style
43	Thread Mount (Medallion Top) Chr.
43F	Thread Mount (Medallion Top) Fluted
45F	Stud Mount (Medallion Top) Fluted
47	Bolt-on (w/Snap-in Insert) Round Top, Chr.
49	Stud Mount (Medallion Top) Large, Chr.
49F	Stud Mount (Medallion Top) Large, Chr., Fluted

Cap Locks/Wire Basket Locks



Part #	Thread Size	Height	Small Head
42904	M8-1.25	0.75"	No
42905	5/16"	1.50"	No
42908	M8-1.25	1.50"	No
42909	5/16"	1.75"	No
42904C	M8-1.25	0.75"	No
42905C	5/16"	1.50"	Available
42908C	M8-1.25	1.50"	Available
42909C	5/16"	1.75"	Available
42910C	M8-1.25	1.75"	Available
42911C	M8-1.25	1.00"	No
42906CSH	5/16"	2.25"	Yes
42913CSH	5/16"	1.25"	Yes
42914CSH	M8-1.25	2.25"	Yes
42915CSH	M8-1.25	1.25"	Yes
42916CSH	M8-1.25	3.00"	Yes

Spinner Adapters



Part #	Description	Dia.	Ht.	Finish
00	Int. Set Screw Threaded	2.75	1 3/4"	Zinc
01	Int. Set Screw Threaded	2.44	1 1/8"	Zinc
02-1	5-Ear Threaded Old Torq Thrust Wheel	3.25	2"	Zinc
05	Int. Set Screw Threaded	3.15	1 1/2"	Zinc
09	Int. Set Screw Threaded	3.18	1"	Zinc

Spinner Adapters



Part #	Description	Dia.	Ht.	Finish
51	Snap-in Stud Mount	2.75	5/8"	Plastic
52	Plate for Portruding Lip Wheel	2.62	7/16"	Zinc
53	Washer Backing Plate	2.62	N/A	Zinc
54	Int. Set Screw Thread	2.75	1 1/8"	Zinc

Spinner Towers



Part #	Description	Dia.	Ht.	Finish
13	4 Lug Derby Stud Mount	2.67	2 3/4"	Chrome
14	Outer Stud Mount	4.16	2 1/4"	Chrome
15	5 Lug Derby Stud Mount	3.18	3 1/4"	Chrome
16	5 & 6 Lug Derby Stud Mount	4.25	3 1/4"	Chrome
21	4 & 5 Lug Derby Stud Mount	2.95	3 1/4"	Chrome

Assembly Bolts



- For Multi-piece Wheels
- 10.9 Grade
- Chrome plated




Part #	1892	1892BK	1800
Application	M8-1.25x32mm	M8-1.25x32mm	Flange Nut

Lug Wrenches & Adapters

Lug Wrench Adapters



Part#	804	805	806	807	809
Outer Hex	3/4" (19mm)	3/4" (19mm)	13/16" (21mm)	3/4", 13/16"	3/4", 13/16"
Inner Hex	13/16" (21mm)	11/16" (17mm)	11/16" (17mm)	3/4"	13/16", 3/4"



Part#	810	811TW	812TW	814	816
Outer Hex	7/8" (22mm)	7/8" (22mm)	7/8" (22mm)	13/16" (21mm)	13/16", 7/8"
Inner Hex	7/8" (22mm)	3/4" (19mm)	13/16" (21mm)	13/16" (21mm)	7/8", 13/16"

Power Wrenches

* Every set comes with individual pouch.



Part#	407	407TW	813
Application	1/2" Power Wrench w/ two dual hex sockets: 17mm (11/16"), 19mm (3/4"), 21mm (13/16"), 22mm (7/8"). Telescoping handle extends to 20".	1/2" Power Wrench w/3" extension and two thin wall sockets: 19mm (3/4"), 21mm (13/16"). Telescoping handle extends to 20".	17mm (11/16") Socket adapter.

* Thin wall sockets can also be purchased separately.

Lug Wrench

- Durable heat-treated steel construction
- Corrosion resistant finish
- Provides easy installation and removal of lug nuts

Part #	Description
401	Dual 3/4" and 13/16 Hex
402	Dual 5/8" and 7/8" Hex
403	4 Way Foldable 11/16", 3/4", 13/16", 7/8"
404	20" 4-Way 11/16", 3/4", 13/16", 7/8"
405	25" 4-Way 7/8", 15/16", 1", 1-1/16"
406	14" 4-Way 11/16", 3/4", 13/16", 7/8"



Lug Wrenches & Adapters

Flip Socket Adapter

*All adapters and tool sets are 1/2-inch drive compatible



Part#	830	830T
Application	19mm x 21mm	19mm x 21mm



Part#	831	833
Application	3/4" x 13/16"	7/8" x 15/16"

Built to Last: Drop Forged, Heat Treated Chrome Molybdenum Steel guarantees long service life and durability

Dependable: Heavy-Duty Construction ensures reliable usage over and over again

Versatile: Features a 1/2-Inch Drive in the Center that Allows the Socket to "Flip" from One Size to Another

Practical: Can be used with an impact wrench, air ratchet, breaker bar, or torque wrench

Soft Inner Plastic Adapter



Part#	821	822
Application	3/4", 13/16"	3/4", 13/16"

Patented design prevents scratching and marring
Soft plastic interior protects lug nut finish
Preserves color and finish of painted, clear coated, and chrome lug nuts

Tool Sets

Non-Marring Socket Adapter set



Part#	83-321
Hex Size	17mm, 19mm, 21mm

Highly durable, color-coded, and non-marring

Features thin-walled sockets and protective sleeves to protect rims and lug nuts from scratching

Perfect for any factory or aftermarket painted, clear coated, and chrome lug nuts or bolts

Drop forged, heat treated, and rust resistant chrome-molybdenum construction

Universal Emergency Lug Nut Remover Set



Part#	8040-4
Size	17mm, 18.5mm, 21.5 mm, and 26mm

Heavy duty, versatile, and dependable, ready to tackle any stubborn lug nut or wheel lock that just won't come off

Reverse-tapered thread removes old, stripped lugs or locks with missing keys with ease

Heat-treated chrome-molybdenum steel construction ensures durability and reliable usage

Miscellaneous


Tire Plugs & Patches



TP-004

Part#	TP-040	TP-052	TP-122	TP-123	TP-124	TP-004
Application	40mm Round Radial or Bias-Ply Tire Patches, 30/box	52mm Round Radial or Bias-Ply Tire Patches, 25/box	72X40mm Tube Tire Repair Patches, 15/box	50X32mm Tube Tire Repair Patches, 24/box	32X24mm Tube Tire Repair Patches, 48/box	4" Brown Self-vulcanizing Tire Plugs, 50/box

Tire Plug Tools



Part#	TP-06	TP-09	TPM-06	TPM-09
Application	Tire Probe	Tire Open-Eye Needle	Metal Grip Probe Tool	Metal Grip Split-Eye Tool

Miscellaneous Gauges



TG6000C

TG6002

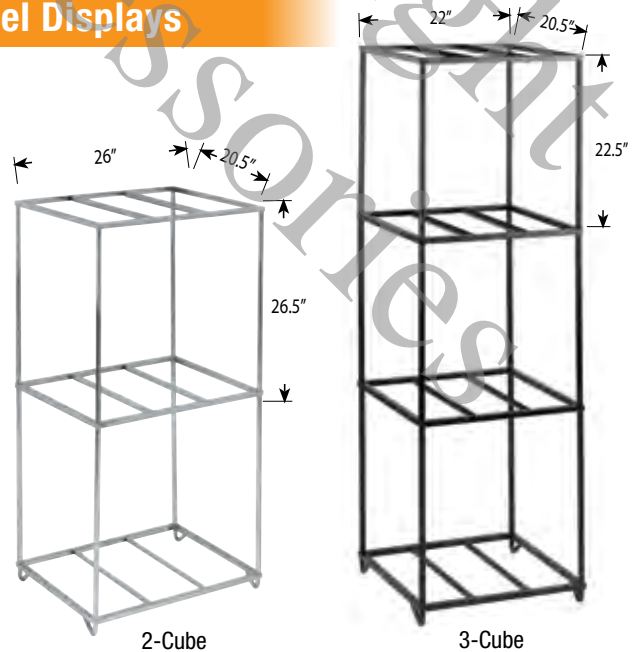
Part #	Description
TG6000C	Thread Gauge Checker Measures the following thread sizes: 7/16", 1/2", 12mm 1.25, 12mm 1.50, 14mm 1.50, 14mm 2.00, 9/16", 12mm 1.75, 14mm 1.25.
TG6002	Patented Bolt Pattern Gauge Checker (U.S. Patent No. 5,412,878) Measures 4-, 5-, 6-, and 8-lug wheel patterns.
TG6003	Tread Depth Gauge Measures remaining tire tread.
TG6004	Lug Nut Hex Gauge

Wheel Hanger



Part#	8001	8002
Application	12mm x 1.50	14mm x 1.50

Wheel Displays



Part#	89-0011B / 89-0011C	99-0016B / 99-0016C
Color	Black / Chrome	Black / Chrome
Dimension (LxWxH)	26" x 20.5" x 53.5" (26.5" h, per cube)	22" x 20.5" x 67.5" (22.5" h, per cube)
Description	2-Cube wheel display. Accomodates up to 24" wheels 3/4" steel tubing.	3-Cube wheel display. Accomodates up to 20" wheels 3/4" steel tubing.

Wheel Hooks



WH-001



WH-002



WH-003

Part #	Description
WH-001	Black Hook
WH-002	Black Hook w/ Slat Wall
WH-003	Aluminum wheel Hook

ABS Wheel Covers With Wire Retention

NEW Toyota Yaris



WK-1008
15"
Silver/Lacquer

NEW Chrysler Turisma



WK-950
Size: 13", 14", 15"
Matte Black

NEW Nissan Versa



WK-1017
15"
Silver/Lacquer

NEW Toyota Camry



WK-1000
16"
Silver/Lacquer

NEW Toyota Sienna



WK-997
14", 15", 16"
Silver/Lacquer

NEW Hyundai Sonata



WK-1031
16"
Silver/Lacquer

NEW Honda Civic



WK-895
13", 14", 15", 16"
Silver/Lacquer

NEW Toyota Paseo



WK-962
13", 14", 15", 16"
Matte Black

NEW Ford Pickup/Van



WK-317
15", 16"
Chrome/Silver

NEW Toyota Camry



WK-1021
14", 15", 16", 17"
Silver/Lacquer

NEW Mazda 6



WK-1032
16"
Matte Black

NEW Toyota Paseo



WK-962
13", 14", 15", 16"
Ice/Red/Black

NEW Toyota Corolla



WK-1015
14", 15"
Silver/Lacquer

NEW Toyota Corolla



WK-1012
16"
Silver/Lacquer

NEW Toyota Camry



WK-1037
14", 15", 16"
Silver/Lacquer

NEW Toyota Camry




WK-944
13", 14", 15", 16"
Silver/Lacquer


Items shown above may not be available due to mould changes. For a more complete and current selection, please visit our website at: www.whitknight.com

Oil Drain Plugs


30/Box 300/Case




Part#	Thread Size	Hex Size
961-005	1/2"-20	19mm




Part#	Thread Size	Hex Size
961-015	1/2"-20	19mm




Part#	Thread Size	Hex Size
961-033	14mm x 1.50	17mm



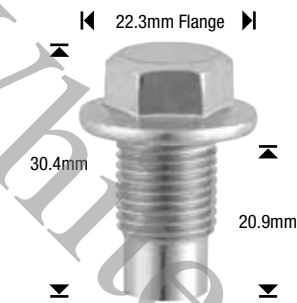
Part#	Thread Size	Hex Size
961-034	12mm 1.75	15mm




Part#	Thread Size	Hex Size
961-038	12mm x 1.25	14mm



Part#	Thread Size	Hex Size
961-049	12mm x 1.25	14mm



Part#	Thread Size	Hex Size
961-052	1/2"-20	14mm



Part#	Thread Size	Hex Size
961-053	14mm x 1.50	16mm




Part#	Thread Size	Hex Size
961-058	1/2"-20	16mm
With Gasket		




Part#	Thread Size	Hex Size
961-059	12mm x 1.75	13mm
With Gasket		



Part#	Thread Size	Hex Size
961-075	14mm x 1.50	17mm
With Gasket		



Part#	Thread Size	Hex Size
961-079Z	12mm x 1.75	15mm
With Gasket		



Part#	Thread Size	Hex Size
961-091	12mm x 1.75	13mm
Magnetic With Gasket		



Part#	Thread Size	Hex Size
961-098	14mm x 1.50	17mm
With Gasket		



Part#	Thread Size	Hex Size
961-115	14mm x 1.50	13mm
With Gasket		



Part#	Thread Size	Hex Size
961-161	14mm x 1.50	16mm
With Gasket		

Find out what size lug nut fits on any car with White Knight's newest user friendly application guide, which features up-to-date information for cars of all makes and models.

In this user-friendly guide, all you have to do is locate your vehicle by make and model, then find the year and corresponding thread size.

Made with laminated pages and a durable plastic spiral spline, this compact and sturdy design makes ours the ultimate guide to have at your finger tips for quick reference.



Terms of Purchase

Guarantee:

White Knight Guarantees all of its items sold to be free of defect in material & workmanship for a period of 1 year from the date of invoice.

New Accounts:

Initial order for new accounts is \$1500.
All new accounts must provide company credit information to us prior to shipment of the first order.

Pricing* and Ordering Guidelines:

Orders \$350.00 and below qualify for Jobber pricing.
Orders above \$350.00 qualify for Jobber pricing, less 30%.
Orders below \$100.00 will be priced double Jobber pricing.
Order quantity must be in increments of Inner or Master box.

Billing Terms:

Upon credit approval, all invoices will be billed "Net 30 Days" from date of invoice, not date of merchandise received.
Any unpaid invoice after 30 days will be subject to a 1 - 1 1/2% monthly interest charge.

Freight Policy**:

White Knight pays freight on orders \$500 or more to the West coast, \$750 or more to Central states, and \$1000 or more to the East coast.

Damage In Transit Items:

Our responsibility ends when shipments are signed for in good condition by the carrier. Claims for merchandise lost or damaged in transit must be made with the carrier. White Knight will supply customer with all shipping data.

Return of Goods:

White Knight will not accept any return without prior written authorization. All returns must be shipped PREPAID to our warehouse and must include purchase date, invoice number and our RGA number. We only accept goods returned within one (1) year of purchase.

Final credit determined only after White Knight warehouse's 100% inspection. All returns are subject to 20% restocking and handling charge. Credit will not be issued to any altered or modified item. Any credit will be applied towards future shipments.

All efforts have been made to avoid printing errors in our catalog.

However, we must disclaim responsibility for any specification, application, or pricing error displayed.

*Pricing is subject to change.

© White Knight
Wheel Accessories



Wheel Accessories

15325 Blackburn Ave., Norwalk, CA 90650

Tel: (562) 483-5217 / Fax: (562)483-5219

Website: www.whtknight.com

E-mail: sales@whtknight.com

Toll Free: 1-800-343-8313