


Whimsical Words: A Digital Storytelling Adventure

Presented by
Dea Borneman, Becky Crowder, Kathy Gibson, and Melinda Hammerschmidt
Write to Learn
February 2015

Welcome!



Collaboration

- Co-Plan
 - Appointment
 - Regular schedule
- Co-Implement
 - Assign tasks
 - Share responsibilities
- Co-Assess
 - Share grading
 - Share evaluations



Integration

- Integrated Writing Project
 - Skills
 - Visual Literacy
 - Fluency and Expression
 - Writing
 - Reading
 - Digital Literacy
 - Teamwork
 - Musical Interpretation



Timeline: Overview

- 3-4 Weeks
 - Week 1 in First and Third Grades
 - Joint Class
 - Story Perspective-Who's Voice
 - Use of picture books
 - Use of digital pictures
 - Nature Walk
 - Week 1 in Sixth Grade
 - Looking at software and apps
 - Drawing images and drafting story

Timeline: Overview

- Week 2-3: First and Third Grade
 - Story Writing
 - Storyboards
 - Illustrations
- Week 2: Sixth Grade
 - Scanning photos
 - Recording narrations
 - Combining into iMovie




Timeline: Overview

- Week 3-4: All Grades
 - Music compositions
 - iMovie Lessons
 - Creating movies
 - Fine-tuning



Blueberrie's Adventure



Perspectives



Changed from color to black and white https://images.search.yahoo.com/images/view;_ylt=AwrB8pFG45pUpWcA6seJzbkF;_ylu=X3oDMTFkcXYxcWhzBHNIYwNzc9RzbGsDzW1nBG9pZAMxMzAyNzc2NjMoNQRncG9zAzOyBGloA2xhdA...?back=https%3A%2F%2Fimages.search.yahoo.com%2Fsearch%2Fimages%3Fp%3Darguing%26img%3Dcc%26n%3D60%26e%3DUTF-8%26f%3Dyfp-t-901%26fr2%3Dsb-top-images.search.yahoo.com%26n%3D42&w=1024&h=636&imgurl=farm8.staticflickr.com%2F7368%2F13027766345_0222532473_b.jpg&rurl=https%3A%2F%2Fwww.flickr.com%2Fphotos%2F26019310%40Noo&size=oKB&name=The+Arguing&oid=13027766345&frz=sb-top-images.search.yahoo.com&fr=yfp-t-901&tt=The+Argue&b=0&ni=88&no=42&ts=&c=0%2C149%2C149&s=0&imgl=cc&prtr=flickr&sigr=11a2441io&sigb=143kon642&sigi=110m3b102&sigt=109pbdk7e&sign=109pbdk7e&.crumb=JDRJd8eTRY2&fr=yfp-t-901

Introducing Perspectives

- Assigning Partners
 - Reading Buddies
- *The Day the Crayons Quit*
 - Author: Drew Daywalt
 - Illustrator: Oliver Jeffers
- Alternate reading between 1st and 3rd teachers
- *The True Story of the 3 Little Pigs*
 - Author: Jon Scieszka
 - Illustrator: Lane Smith

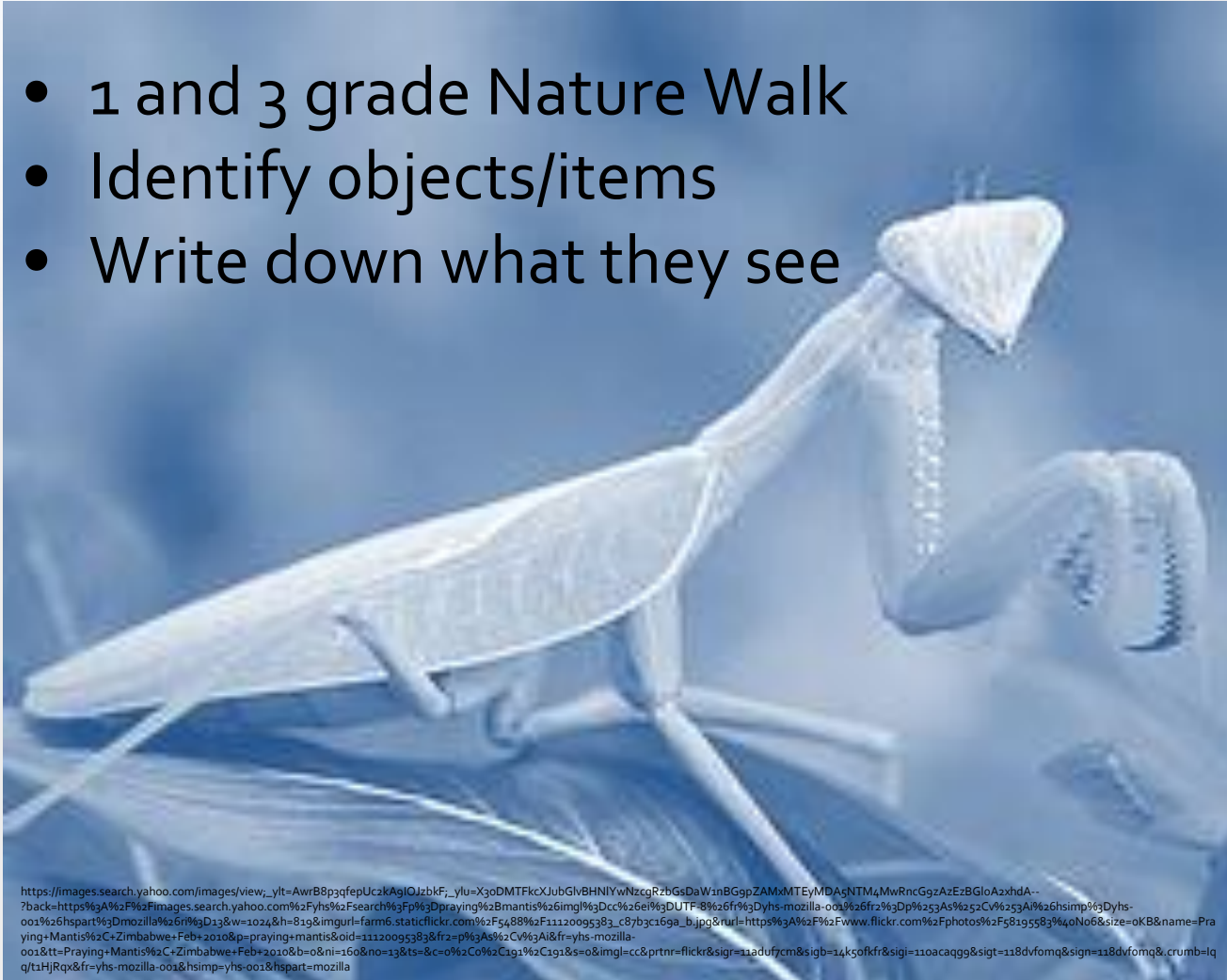


Perspectives



Nature Walk

- 1 and 3 grade Nature Walk
- Identify objects/items
- Write down what they see




https://images.search.yahoo.com/images/view;_ylt=AwB8p3qfepUczkAgIQJzbkF;_ylu=X3oDMTFKcXJubGlVBHNIYwNzcqRzbGsDaW1nBG9pZAMxMTEyMDAsNTM4MwRncG9zAzeBGl0A2xhdA--7back=https%3A%2F%2Fimages.search.yahoo.com%2Fyhs%2Fsearch%3Fp%3Dpraying%2Bmantis%26imgl%3Dcc%26ei%3DUTF-8%26fr%3Dyhs-mozilla-001%26fr2%3Dp%253A%252Cv%253A%26hsimp%3Dyhs-001%26hsprt%3Dmozilla%26ri%3D13&w=1024&h=819&imgurl=farm6.staticflickr.com%2F5488%2F11120095383_c87b3c169a_b.jpg&url=https%3A%2F%2Fwww.flickr.com%2Fphotos%2F58195583%40No6&size=0KB&name=Praying+Mantis%2C+Zimbabwe+Feb+2010&p=praying+mantis&oid=11120095383&fr2=p%3A%2Cv%3A%26hsimp%3Dyhs-mozilla-001&tt=Praying+Mantis%2C+Zimbabwe+Feb+2010&b=0&ni=160&no=13&ts=&c=0%2C0%2C191%2C191&s=0&imgl=cc&prtnr=flickr&sig=11a4df7cm&sigb=14k50fkfr&sigi=110acaqgg&sigt=118dvmfomq&sign=118dvmfomq&crumb=lq/q/t1HJRq&fr=yhs-mozilla-001&hsimp=yhs-001&hsprt=mozilla

Meanwhile....in Sixth Grade

- **Learning technical skills**
- **Learning how to “help” the little ones**
- **Working on their own digital story**




Their Story...



- Create a story draft that explains a feature of punctuation.
- Design illustrations to go with your story.
- Scan illustrations or take photos and import to iMovie.
- Record narration.
- Design background music using Garageband.
- Polish and export finished movie.

Punctuation!



Writing and Illustrating

- Storyboards
 - Elementary storyboard from <http://www.digitales.us/>
 - Go to “storymaking tools” tab
 - Go to “storyboarding”
- Illustrating
- Process of importing illustrations to iMovie



Storyboarding

Name: _____

Scene # _____

Title: _____



What I Say Out Loud + Feelings of My Words!

What do you see? List or sketch images, graphics, or movie scenes to make your words come alive!



Feelings or Tone

What do you hear? List Sounds or Music Ideas



Things I want to remember to do with this scene:

Using the storyboard

Name: Alex, Hayden Scene # 1

Title: The Monarch butterfly


What I Say Out Loud + Feelings of My Words!

A: Once there was a butterfly named Brayden. He loved to eat milk leaves. A: His height was two meters. He goes 1 mile per minute. His family thought he went super fast. H: So did he.

A: One day he went to a race for butterflies and someone caught him. H: Now Brayden found out he was far from home.

What do you see? List or sketch images, graphics, or movie scenes to make your words come alive!

worried
Feelings or Tone




What do you hear? List Sounds or Music Ideas

Crickets sounds grasshopper sounds
Race sounds Wind

Things I want to remember to do with this scene:

To add good expression in my talking!

Making the Mood

- Creating Music
 - GarageBand-iPad version
 - Soundation on the PC
 - <http://soundation.com/>
 - Will need to set up an account to save songs- but can do a free account
 - 

Time to Explore



Lights, Camera, Action

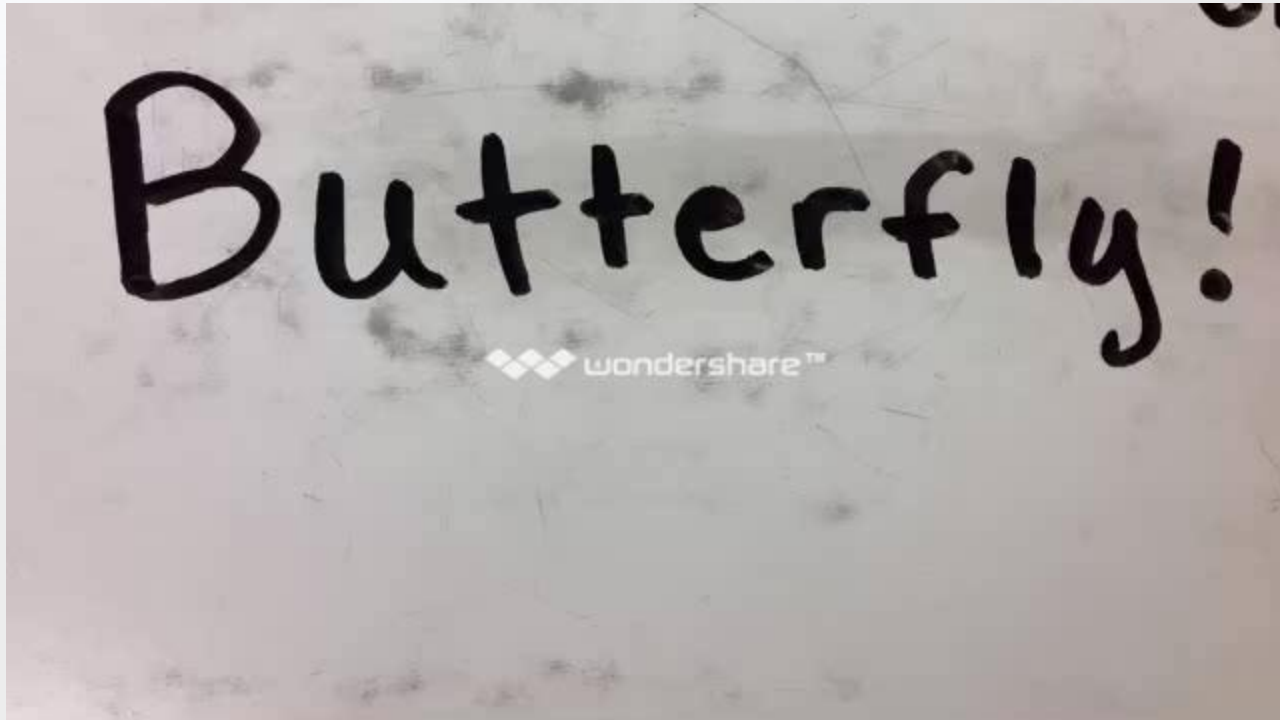
- Teaching Students the mechanics of iMovie
 - 6th grade technology buddies
 - One thing each day
 - Inserting pictures
 - Setting timings/panning
 - Recording voice
 - Creating music
- Reading and recording their stories
 - Find a quiet place
 - Record and listen
 - Re-record if necessary

Finalizing the movie

- Teaching students to finish
- Sharing stories



Student Video



Thank You

Dea
Borneman



Becky
Crowder



Kathy
Gibson



Melinda
Hammerschmidt

