

# Who am I?

Clue 1: I have a flowing white beard, and wear a toga most of the time.

Clue 2: I live on top of a large mountain.

Clue 3: I married my sister

Clue 4: I have two powerful brothers

Clue 5: I have more than 100 children

Who am I: \_\_\_\_\_

## Guess What Your Assignment Is?

Choose a god, goddess or mythological creature from the supplied list and construct a Powerpoint presentation using clues in question form. Please get your choice approved by the teacher before you begin.

### Instructions

Check here when completed

1.	<b>Choose a god or goddess</b> ~ try to pick one not well known or covered in class	
2.	<b>Find</b> information about your selection using these websites (mythweb.com, touregypt.net, norse-myths.com), or resources from the library or classroom. Keep track of where you got the information from: you will be building a bibliography to include in your Presentation	
3.	<b>Use Inspiration 7.5™</b> to organize your thoughts, arrange your clues and design your Powerpoint™ lay-out.	
4.	<b>Write out your clues</b> and plan your Powerpoint™ presentation: ~don't make your clues too obvious, find information that is less obvious but not too obscure. ~slowly build up your clues to gradually reveal the identity of your selection	
5.	<b>Build your Powerpoint™</b> ~go for content first, add bells, whistles and transitions later. Make sure your last slide includes citations for the sources of your information	
6.	<b>Design an Evaluation Breakdown</b> ~use the blank rubric and answer the questions on the hand-out sheet to come up with a fair and reasonable way to mark your submission.	

### Rules to Follow in designing your Powerpoint:

Minimum of 6 clues to help reveal the identity of your selection

Minimum of three pictures/drawings/cliparts to illustrate your presentation.

Minimum of three slide transitions or custom animations within your presentation

All photos/clip art must be copyright-free or you must have asked for and received permission for use

Last slide must be a webliography containing citations for sources where you found your information.

### **Greek Mythology**

**Olympian Gods:** Zeus, Poseidon, Hades, Hestia, Hera, Ares, Athena, Apollo, Aphrodite, Hermes, Artemis, Hephaestus, Demeter, Dionysus.

**Other Gods:**, Persephone, Eros, Thanatos, Pan, Nemesis, The Graces, The Muses, The Fates

**Creatures:** Cyclopes, Ash Tree Nymphs, Typhoeus, Cerberus, Sirens, Centaur, Medusa, Argus, Chimaera, Echidna, Pegasus

**Titans:** Gaea, Uranus, Cronus, Rhea, Oceanus, Tethys, Hyperion, Iapetus, Coeus, Crius, Phoebe, Thea, Prometheus, Epimetheus, Atlas

**Heroes:** Perseus, Theseus, Bellerophon, Atlanta, Hercules, Orpheus, Eurydice, Icarus, Daedalus, King Midas, Procrustes

### **Egyptian Mythology**

Aker, Amun, Ammut, Anubis, Aten, Bastet., Geb, Hapi Hathor, Thoth Horus, Isis, Devourer of the Dead Khnum-Ra, Ahemn-Ra Nut, Osiris Set, Ra Ptah, Duat Khepri, Neith

### **Norse Mythology**

Odin, Balder, Thor, Wolf, Fenris, Loki, Njord Hel, Freyr Aegir, Mimir Bragi, Delling, Vidar, Magni, Mani, Huggin, Muggin, Saga, Sif, Valkyries, Astrild, Freya Frigg

**Celtic:** Banshees, Brownies, Faeries, Leprechauns, Rhiannon, Ceridwen, Taliesin, Tuatha de Danaan, Arthur

**Native/First Nations:** Glooscap, Gitche Manitou, Wendigo, Raven, Trickster, Coyote

Here are some good websites to get you started

**Timelessmyths.com**

**Godchecker.com**

[www.mythweb.com](http://www.mythweb.com)

<http://pantheon.org>

<http://www.egyptianmyths.net/> or <http://www.touregypt.net/gods1.htm>

For clip art and images try: <http://imagesproject.ednet.ns.ca>

Microsoft clipart


Or make your own using Paint or a similar program.

The background is a close-up of a wooden surface, likely a desk, with a prominent wood grain. A bright yellow highlight is visible on the left side, suggesting a light source. On the right side, there is a white, curved object, possibly a piece of paper or a small container. The overall color palette is warm, dominated by the natural tones of the wood.

**Who Am I ?**

# Clue # 1

- I am from Egyptian Mythology

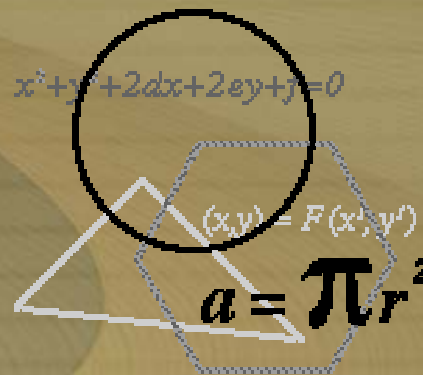


## Clue # 2

- According to the Ancient Egyptians, I created the following:



Astronomy



Geometry



Medicine

## Clue # 3

- I am often present at the “**Weighing of the Heart Ceremony**” where I record the judgment.



# Clue # 4

- I wrote **The Book of the Dead**.



## Clue #5

- I have the body of a man, but my head usually looks like this bird:



Nice Beak!



## Last Clue


- I am the god of Wisdom, the Lord of Books, and the Great Measurer.....

**Who Am I ?**

- I Am.....

# Thoth

- The scribe of the gods, who records all events in time.



**PowerPoint Rubric (Joan Vandervelde, University of Wisconsin) – Sample Only**

**Project:**

**Student Name:**

**Teacher:**

ACTIVITY	Exemplary	Proficient	Partially Proficient	Incomplete	POINTS
<b>Research &amp; Notetaking</b>	6 points Inspiration notes indicate you accurately researched a variety of information sources, recorded and interpreted significant facts, meaningful graphics, accurate sounds.	4 points Inspiration notes show you recorded relevant information from multiple sources of information, evaluated and synthesized relevant information.	2 points Inspiration notes show you misinterpreted statements, graphics and questions and failed to identify relevant facts.	0 points Inspiration notes show you recorded information from four or fewer resources, did not find graphics or sounds.	
<b>Preproduction Plan – Concept Map</b>	6 points The concept map illustrates the slide presentation structure including details for each slide: title of slide, text, background color, placement & size of graphic, fonts - color, size, type for text and headings, hyperlinks (list URLs of any site linked from the slide), narration text, and audio files (if any). Sequence of slides is logical	4 points The concept map includes titles and text for each slide and reflects a logical or sequential order for slides.	2 points The concept map has no logical sequence and contains incomplete information.	0 points The concept map contains few details and no overview of the presentation.	
<b>Content</b>	8 points The content is written clearly and concisely with a logical progression of ideas and supporting information.  The project includes motivating questions and advanced organizers. The project gives the audience a clear sense of the	6 points The content is written with a logical progression of ideas and supporting information.  Includes persuasive information from reliable sources.	4 points The content is vague in conveying a point of view and does not create a strong sense of purpose.  Includes some persuasive information with few facts.  Some of the information may not seem to fit	0 points The content lacks a clear point of view and logical sequence of information.  Includes little persuasive information and only one or two facts about the topic.  Information is incomplete, out of date and/or	

	<p>project's main idea.</p> <p>Information is accurate.</p>		<p>may not seem to fit.</p> <p>Sources used appear unreliable.</p>	<p>incorrect.</p> <p>Sequencing of ideas is unclear.</p>	
<b>Text Elements</b>	<p>3 points</p> <p>The fonts are easy-to-read and point size varies appropriately for headings and text.</p> <p>Use of italics, bold, and indentations enhances readability.</p> <p>Text is appropriate in length for the target audience and to the point.</p> <p>The background and colors enhance the readability of text.</p>	<p>2 points</p> <p>Sometimes the fonts are easy-to-read, but in a few places the use of fonts, italics, bold, long paragraphs, color or busy background detracts and does not enhance readability.</p>	<p>1 point</p> <p>Overall readability is difficult with lengthy paragraphs, too many different fonts, dark or busy background, overuse of bold or lack of appropriate indentations of text.</p>	<p>0 points</p> <p>The text is extremely difficult to read with long blocks of text and small point size of fonts, inappropriate contrasting colors, poor use of headings, subheadings, indentations, or bold formatting.</p>	
<b>Layout</b>	<p>3 points</p> <p>The layout is visually pleasing and contributes to the overall message with appropriate use of headings, subheadings and white space.</p>	<p>2 points</p> <p>The layout uses horizontal and vertical white space appropriately.</p>	<p>1 point</p> <p>The layout shows some structure, but appears cluttered and busy or distracting with large gaps of white space or uses a distracting background.</p>	<p>0 points</p> <p>The layout is cluttered, confusing, and does not use spacing, headings and subheadings to enhance the readability.</p>	
<b>Citations</b>	<p>6 points</p> <p>Sources of information are properly cited so that the audience can determine the credibility and authority of the information presented.</p> <p>All sources of information</p>	<p>4 points</p> <p>Most sources of information use proper citation format, and sources are documented to make it possible to check on the accuracy of information.</p>	<p>2 points</p> <p>Sometimes copyright guidelines are followed and some information, photos and graphics do not use proper citations.</p>	<p>0 points</p> <p>No way to check validity of information.</p>	

	are clearly identified and credited using MLA citations throughout the project.				
<b>Graphics, Sound and/or Animation</b>	<p>3 points</p> <p>The graphics, sound and/or animation assist in presenting an overall theme and enhance understanding of concept, ideas and relationships.</p> <p>Original images are created using proper size and resolution, and all images enhance the content.</p> <p>There is a consistent visual theme.</p>	<p>2 points</p> <p>The graphics, sound/and or animation visually depict material and assist the audience in understanding the flow of information or content.</p> <p>Original images are used.</p> <p>Images are proper size, resolution.</p>	<p>1 point</p> <p>Some of the graphics, sounds, and/or animations seem unrelated to the topic/theme and do not enhance the overall concepts.</p> <p>Most images are clipart or recycled from the WWW.</p> <p>Images are too large/small in size.</p> <p>Images are poorly cropped or the color/resolution is fuzzy.</p>	<p>0 points</p> <p>The graphics, sounds, and/or animations are unrelated to the content.</p> <p>Graphics do not enhance understanding of the content, or are distracting decorations that create a busy feeling and detract from the content.</p>	
<b>Writing Mechanics</b>	<p>6 points</p> <p>The text is written with no errors in grammar, capitalization, punctuation, and spelling.</p>	<p>4 points</p> <p>The text is clearly written with little or no editing required for grammar, punctuation, and spelling.</p>	<p>2 points</p> <p>Spelling, punctuation, and grammar errors distract or impair readability.</p> <p>(3 or more errors)</p>	<p>0 points</p> <p>Errors in spelling, capitalization, punctuation, usage and grammar repeatedly distract the reader and major editing and revision is required.</p> <p>(more than 5 errors)</p>	
<b>TOTAL POINTS</b>			/41		

# Where Does Your Mark Come From?

Good question. Watch the sample Powerpoint™ (Thoth) and answer these questions.

1. What was your overall impression of this Powerpoint™?

---

---

---

2. Write down three things that really stand out as the “best parts” of the assignment for you:

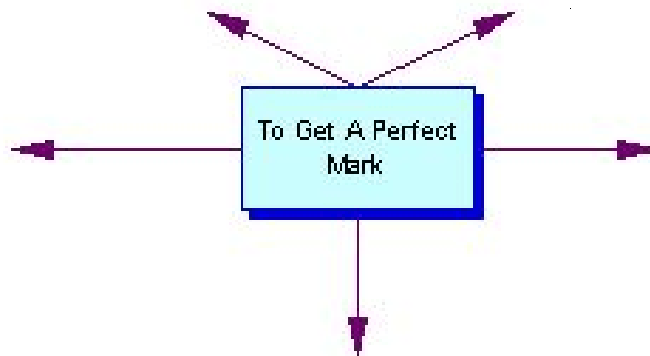
---

3. Write down three things that you might have done differently:

---

4. If you had to give the presentation a mark out of twenty, what would you give it? \_\_\_\_\_

5. Use the space below to write down or brainstorm the reasons *why* you gave the presentation the mark you did.....or.....what did the presenter have to do to make this a perfect assignment?



Evaluation Rubric for: \_\_\_\_\_ Date: \_\_\_\_\_

Designed by: \_\_\_\_\_ Class: \_\_\_\_\_

Component	1	2	3	4	5