

Who's holding us back?

How carbon-intensive industry is preventing effective climate legislation



BASF



KOCH



Eskom



November 2011

GREENPEACE

Contents

Foreword by Kumi Naidoo	6
Executive Summary	9
01 Introduction	15
02 Corporate influence: Tricks of the trade	17
03 State of play: Lobbyists, laggards and lip service	23
3.1 Player: The European Union	23
3.2 Player: The United States of America	30
3.3 Player: The Republic of South Africa	36
3.4 Player: Canada	41
3.5 Encouraging developments in Australia: More work ahead	46
04 The international dimension: Undermining the ambition and effectiveness of a global climate deal	49
05 Moving forward	55
References	58

For more information contact:
enquiries@greenpeace.org

Written by:

Ferrial Adam, Kyle Ash, Aisha Bahadur, Mareike Britten, Caroline Chisholm, Kert Davies, Tom Dowdall, Jim Ford, Jasper Inventor, Michael Koen, Kaisa Kosonen, Nina Schulz, Melita Steele, Keith Stewart, Jeremy Taggart

Edited by:

Mareike Britten, Alexandra Dawe, Jim Ford, Nina Schulz

Acknowledgements:

Tzeporah Berman, Martina Holbach, Stefan Krug, Tove Ryding, Rianne Teule, Civil Society Research and Support Collective

Designed by:

Atomo Design

Cover photograph:

© Greenpeace / Nick Cobbing

JN 391

Published in November 2011 by

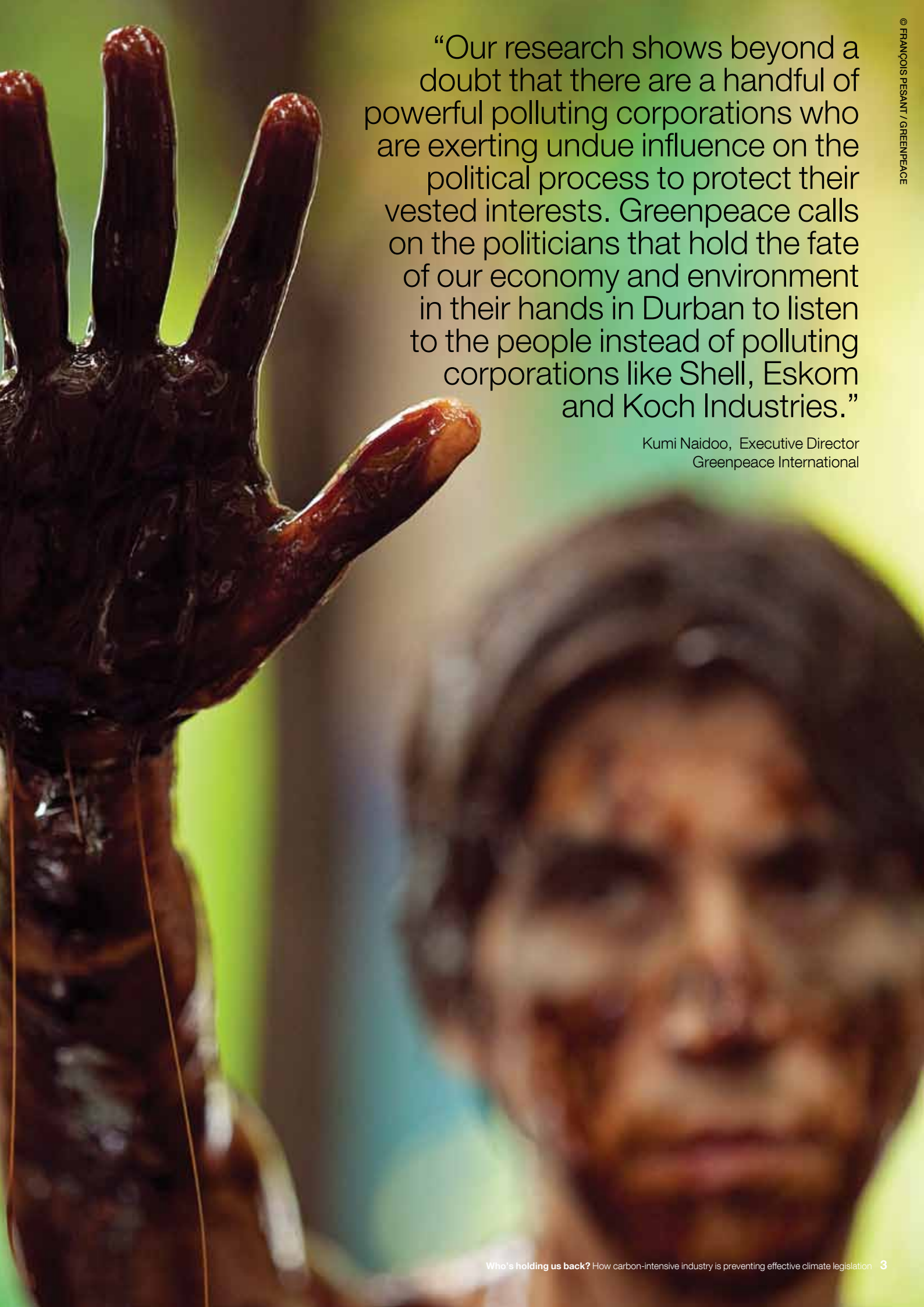
Greenpeace International

Ottho Heldringstraat 5
1066 AZ Amsterdam
The Netherlands

greenpeace.org



image Greenpeace activists tell participants at the World Energy Congress (WEC) in Montreal that there is an urgent need for the world to move beyond dirty, risky oil and develop more clean energy to combat climate change.



“Our research shows beyond a doubt that there are a handful of powerful polluting corporations who are exerting undue influence on the political process to protect their vested interests. Greenpeace calls on the politicians that hold the fate of our economy and environment in their hands in Durban to listen to the people instead of polluting corporations like Shell, Eskom and Koch Industries.”

Kumi Naidoo, Executive Director
Greenpeace International



List of Abbreviations

ALEC	American Legislative Exchange Council
API	American Petroleum Institute
AR4	Assessment Report 4
BMU	German Environment Ministry
CAPP	Canadian Association of Petroleum Producers
CCS	Carbon Capture and Storage
CEFIC	European Chemical Industry Council
CEO	Chief Executive Officer
CES	Clean Energy Standard
COP	Conference Of Parties
CPA	Canadian Petroleum Association
DECC	Department of Energy and Climate Change
EdF	Electricité de France
EIUG	Energy Intensive Users Group
EnBW	Energie Baden-Württemberg
EPA	Environmental Protection Agency
EPIC	Energy Policy Institute of Canada
ETS	Emission Trading Scheme
EUAs	EU [emission] Allowances
EUROFER	European Confederation of Iron and Steel Industries
FEDIL	Business Federation Luxembourg
G8 summit	Group of 8 summit
GDF	Gaz de France
GHG	Greenhouse gas
GWh	Giga Kilowatt / hour
IAR	International Assessment and Review
ICA	International Consultation and Analysis
IPCC	Intergovernmental Panel on Climate Change
IPPs	Independent Power Producers
LULUCF	Land Use, Land-Use Change and Forestry
MEC	Minerals and Energy Complex
Mt CO₂eq	Metric Tonne Carbon Dioxide Equivalent
MW	Megawatt
NEGP	Nord Stream AG
NGO	Non-governmental Organisation
PAC	Political Action Committee
PAJ	Petroleum Association of Japan
PG&E	Pacific Gas & Electric Company
PR	Public Relations
RBS	Royal Bank of Scotland
REFIT	Renewable Energy Feed-in Tariff
RGGI	Regional Greenhouse Gas Initiative
RWE	Rheinisch-Westfälisches Elektrizitätswerk AG
SOE	State-Owned Enterprise
TRAIN	Transparency in Regulatory Analysis of Impacts on the Nation
UKPACS	UK Public Affairs Council
UNFCCC	United Nations Framework Convention on Climate Change Convention
USCAP	US Climate Action Partnership
WBCSD	World Business Council for Sustainable Development
WSSD	World Summit on Sustainable Development

Foreword by Kumi Naidoo



For two weeks in December, the next climate summit (COP17) will converge in my hometown of Durban in South Africa, where negotiators from 194 countries will meet to grapple with the greatest challenge of our times: climate change.

In the past year alone, we have seen a dramatic increase in extreme weather events exacerbated by climate change. Flooding has blighted communities across Australia, China and the US. Entire Pacific nation states, such as Kiribati, are having to consider leaving their homes and livelihoods behind forever, as rising sea levels threaten to wipe out their vulnerable islands. And in the year when Africa will host the presidency of the climate negotiations, it is impossible to ignore the devastating drought in the Horn of Africa, which has driven over 12 million people to the brink of famine. And yet we are arguably little further forward than at the climate summit in Copenhagen two years ago, which captured the public imagination, but failed to deliver the legally binding agreement needed to keep the climate from spiralling towards catastrophic change.

Given the compelling scientific and political consensus that climate change is an increasing global problem, you may wonder why we aren't seeing progress sooner. Why is political action so out of step with the urgency of the situation: what is holding us back? One of the answers lies in the largely invisible network of lobbyists, representing the interests of the world's major polluting corporations.

But while their actions may be invisible, their outcomes are anything but. Collectively they spend the equivalent of the GDP of entire nations, to block progress on climate legislation, and ensure that fossil fuel and nuclear subsidies continue to give unfair advantages to dirty energy, above the safe, clean renewable energy future the public demands. This report shows beyond a shadow of a doubt that a handful of carbon-intensive companies who stand to benefit from inaction have been holding us back, and the politicians who choose to act on their behalf.

In this report, we document the tricks of the trade that polluting corporations use to pull the strings of our politicians and mislead the public. We expose the web of influence that sees these companies pit our leaders and entire countries against each other to hold back action on the climate.

There is however, a glimmer of hope on the horizon. Despite the massive odds against it, renewable energy has doubled in growth each year over the past decade. It employs more than 2 million people worldwide, and in the US already provides more jobs than coal. Despite the global economic crisis, investment in renewable energy hit a record \$243 billion in 2010, and is expected to exceed \$3 trillion in the next decade. We have the technology today to ensure a transition to a greener, safer and more equitable economy. However, we won't be able to ensure we make the global transition soon enough to avoid catastrophic climate change impacts and much human suffering unless national governments take strong measures at home and we are able to reach a fair, ambitious and legally binding international agreement.

Our governments must work with and learn from the business sector but we will not avoid irreversible climate change impacts unless they listen to and act on the behalf of their citizens. In Durban, it's time for governments to listen to the people, not the polluting corporations.

Kumi Naidoo

Executive Director, Greenpeace International

Amsterdam, November 2011

Image Activists bike, walk and run in the streets to push the world into a future without fossil fuel and with 100% clean renewable energy.

Greenpeace International

Who's holding us back?
How carbon-intensive industry is preventing effective climate legislation

Foreword

© GREENPEACE / LARS BERTTELSEN





**Global concern about
climate change
has risen since the
Copenhagen climate
summit in 2009.**

Executive Summary

Introduction

The corporations most responsible for contributing to climate change emissions and profiting from those activities are campaigning to increase their access to international negotiations and, at the same time, working to defeat progressive legislation on climate change and energy around the world.

These corporations – while making public statements that appear to show their concern for climate change and working with their own seemingly progressive trade associations like the World Business Council for Sustainable Development (WBCSD) – threaten to defeat urgent global progress on climate change and economic development for the 99% of the world's population that desires both clean energy and clean air.

This report helps to demonstrate why decisive action on the climate is being increasingly ousted from the political agenda. Firstly we summarise the lack of action at a national level in several key countries to build the right preconditions to a global climate agreement, which stands in stark contrast to public opinion demanding change. Then, the report reveals through clear case studies how a handful of major polluting corporations such as Eskom, BASF, ArcelorMittal, BHP Billiton, Shell and Koch Industries, as well as the industry associations that they are members of, are influencing governments and the political process on climate legislation.

What the people want

A global poll in 2009 showed that 73% of people placed a high priority on climate change¹, and a recent poll confirmed that **global concern about climate change has risen since the Copenhagen climate summit in 2009**, despite the ongoing global financial and economic crisis².

- According to the latest Eurobarometer opinion poll released in October 2011 concern about climate change among Europeans has grown since 2009 and **almost eight in ten respondents agree that tackling climate change can boost the economy and create jobs**.³ Analysis by the European Commission⁴ and several independent research institutes⁵ indicated that **it would now be in Europe's economic interests to introduce stronger climate legislation**.

How the carbon-intensive corporations are holding us back

Carbon-intensive corporations and their networks of trade associations are blocking policies that aim to transition our societies into green, sustainable, low-risk economies. These polluting corporations often exert their influence behind the scenes, employing a variety of techniques, including using trade associations and think tanks as front groups; confusing the public through climate denial or advertising campaigns; making corporate political donations; as well as making use of the 'revolving door' between public servants and carbon-intensive corporations.

- In the US alone, approximately \$3.5 bn is invested annually in lobbying activities at the federal level.⁶ The US Chamber of Commerce tops the list of lobbyists.⁷ In recent years, Royal Dutch Shell, the US Chamber of Commerce, Edison Electric Institute, PG&E, Southern Company, ExxonMobil, Chevron, BP and ConocoPhillips all made the top 20 list of lobbyists.⁸ The climate campaign organisation 350.org estimates that 94% of US Chamber of Commerce contributions went to climate denier candidates.⁹
- Sector-specific trade associations such as the American Petroleum Institute, the Canadian Association of Petroleum Producers, the Australian Coal Association, the Energy Intensive Users Group in South Africa or BusinessEurope and the European steel and chemicals associations Cefic and Eurofer often campaign outright against measures that would cut greenhouse gas emissions, or run campaigns in support of unfettered fossil fuel energy.¹⁰
- Some companies, on the other hand, have distanced themselves from such practices. PG&E, Exelon, PNM Resources and Apple all left the US Chamber of Commerce over the Chamber's positions and lobbying against climate change action.¹¹ In the EU more than 100 companies have supported a unilateral increase of the EU's outdated 2020 GHG emission target to 30% - taking publicly the opposite position of BusinessEurope that claims to represent them.¹²
- Key associations such as the Business Council of Australia¹³, Association of Mining and Exploration Companies¹⁴, Australian Chamber of Commerce and Industry^{15,16}, the Australian Coal Association¹⁷, the Australian Trade and Industry Alliance¹⁸, as well as companies including coal-mining firms, steel and aluminium producers and coal power generators have been opposing the introduction of a carbon tax in Australia¹⁹, citing among other things job losses, rising prices and carbon leakage as reasons for their opposition.^{20,21,22} These carbon-intensive sectors launched a series of colourful and seemingly chilling print, TV and online advertisements highlighting their importance to the Australian economy and seeking to undermine both the carbon price and the proposed resources tax.²³

State of play – The European Union

Carbon-intensive companies and their apologists, such as BusinessEurope, Cefic and Eurofer and the Alliance for a Competitive European Industry*, continue to block serious progress on climate policies.

- The EU has been embroiled in an effort to increase its emissions reductions target for 2020 to 30% from 20%, but **this new target has been undermined by the heavy lobbying by carbon-intensive industrial players, including BASF, ArcelorMittal and Business Europe**. These companies and their associations not only exert their influence to hold back progress but are boldly reframing the debates despite economic analysis and reports that show the economic benefits to taking action on climate change. This report reveals how, despite EU Commission analysis showing the economic benefits of a 30% emissions reduction target, BusinessEurope and others have been successful in holding back action by creating a false debate on the 'de-industrialisation of Europe'.
- **ArcelorMittal has been granted very generous emission allowances, so large that the excess allowances by 2012 are likely to overtake Belgium's annual emissions, and ArcelorMittal is set to profit highly from sales or banking of these unused allowances**. These pollution 'gifts' – for which ArcelorMittal paid nothing – were the result of ArcelorMittal's and its predecessors' close relationship to and lobbying of the governments in the countries it operates in, all while it undermines the public understanding of climate science by financially supporting US Senate candidates denying climate change or blocking climate change legislation.²⁴

State of play – The United States

- In recent years in the US, Royal Dutch Shell, the US Chamber of Commerce, Edison Electric Institute, PG&E, Southern Company, ExxonMobil, Chevron, BP and ConocoPhillips all made the top 20 list of lobbyists.²⁵

When it comes to lobbying on climate change many sectors in the US have more than trebled their numbers of lobbyists between 2003 and 2008.²⁶

- Greenpeace revealed an internal American Petroleum Institute memo in August 2009, detailing an initiative by the API to ride the coat tails of the rising Tea Party. API was instructing members that they should deploy their employees to so-called Citizen Energy rallies to be held in key states nationwide. The target of these rallies was draft climate legislation being debated in Washington. The memo was explicitly supposed to be kept secret.
- **Koch Industries is one of the most powerful corporations holding back progress on climate change in the United States. Koch Industries and the Koch brothers who own the company are deeply involved in the climate denial movement funding numerous efforts on that front**. One controversy that has recently emerged is Koch's hidden agenda for the tar sands and the Keystone XL pipeline running from Canada to the Gulf Coast in Texas for oil export around the world. A Koch subsidiary in Canada, Flint Hills Resources Canada, made a declaration to the Canadian government that it has a 'substantial interest' in the pipeline's approval. But in the US, Koch representatives told members of Congress that the pipeline has 'nothing to do with any of our businesses' and 'we have no financial interest in the project'. Evidence shows Koch has been organising and funding so-called 'citizen' support for the pipeline.²⁷

* The Alliance for a Competitive European Industry consists of 11 European industry sector associations such as the steel, cement, car and chemical sector. BusinessEurope <http://www.businesseurope.eu/Content/Default.asp?PageID=605>

State of play – South Africa

South Africa is hampered in its efforts to supply clean, affordable, renewable energy for its people by the country's state-owned electricity provider and its close links to the carbon intensive industry:

- **South Africa's state-owned, coal-reliant utility Eskom contributed a massive 45% of South Africa's annual greenhouse gas emissions in 2010.**²⁸ An estimated 45% of electricity used in South Africa is consumed by just 36 companies represented in the Energy Intensive Users Group of Southern Africa.²⁹ Eskom's biggest customers include ArcelorMittal, BHP Billiton and AngloAmerican – with some of them also supplying coal to Eskom.³⁰ **The Energy-Intensive Users Group has been openly lobbying against the introduction of effective emissions control measures** such as a proposed carbon tax.
- Average industrial prices are substantially cheaper than average residential prices in South Africa. **Secret price contracts between Eskom and the Australian mining company BHP Billiton for example are estimated at about 350% less than a low income residential customer in 2008/9, and less than half Eskom's reported production price in the period.**³¹
- In 2010, when the government put together a special task team to draft the country's electricity plan (and thus its emissions pathway) for the next 20 years, Eskom representatives and significant industry lobbyists were part of the process, while civil society and labour representatives were excluded.³²
- Eskom claims to support a strong outcome in Durban and clean electricity. Eskom is currently planning a massive expansion of generation capacity that it claims is necessary to 'keep the lights on' for Africans. In reality, the vast majority of this capacity will be used by industry and remains coal-based.³³

State of play – Canada

Canada is the only country in the world that signed and ratified the Kyoto Accord and then openly announced it would not meet its commitments. Canada is also the only country to decrease its mitigation emissions pledge for 2020. In addition, the Canadian government provides over \$1.3 bn Canadian dollars in handouts to the oil industry every year, despite calls from within the Department of Finance to end these subsidies and committing to phase out fossil fuel subsidies at the G20 in 2009³⁴.

- At the heart of Canada's intransigence on climate change is the development of the tar sands, the fastest growing source of emissions in Canada. **Oil sands emissions numbers were deliberately left out of the most recent national inventory of Canada's greenhouse gas pollution submitted to the UN, but these data were given to oil and gas lobbyists from the Canadian Association of Petroleum Producers (CAPP) by Environment Canada engineer.**³⁵
- The Canadian government's efforts to undermine clean energy policy extend beyond its own borders. **The current government has established an 'Oil Sands Advocacy Strategy', developed in coordination with companies such as Shell and other members of CAPP.**³⁶ The Department of Foreign Affairs and federal officials are systematically working to weaken and undermine clean energy and climate change policies in other countries in order to promote the interests of oil companies, including California's low-carbon fuel standard, a US federal clean fuels policy known as Section 526, and the EU's Fuel Quality Directive.
- Working with the Canadian government is Royal Dutch Shell, the world leader in greenhouse gas emissions.³⁷ While Shell claims to be concerned about climate change, it is investing almost exclusively in the continuous discovery of new oil reserves, including the huge expansion of the tar sands. Shell is a signatory to several climate leadership statements, including the Prince of Wales' recent 2 Degree Communiqué, yet our report details how Shell has directly made statements opposing the EU 30% emission reduction goal. As a prominent member of the Petroleum Association of Japan, it has also opposed Japan making a second commitment to Kyoto, and as a member of the American Petroleum Association it has opposed US climate legislation.

International dimension

The campaign for increased and privileged access for the business sector could open the door for the same carbon-intensive companies that are successfully lobbying against more climate ambition on the national level to influence the very architecture of an international climate agreement.

- While a broad range of companies came to Copenhagen and Cancún and supported a global deal through signing progressive business statements such as the Copenhagen and Cancún Communiqués, many of the signatories are the same carbon-intensive companies – such as Shell and BASF – that have been holding us back from tackling climate and energy challenges for the past 20 years.³⁸
- The World Business Council for Sustainable Development (WBCSD)* has shifted in recent years to playing an increasingly high profile role as a convener and focal point for corporations engaging in the UNFCCC. While the WBCSD has a broad range of companies within its overall membership, its Executive Committee is dominated by some of the largest non-renewable energy and carbon-intensive companies in the world.³⁹ The WBCSD executive committee is a 'Who's Who' of the world's largest carbon-intensive companies who continue to profit from continued inaction on climate change.
- The increased dialogue with the different COP host governments is part of a much broader attempt by the private sector, led by the WBCSD, to institutionalise a direct and privileged private sector input into the UNFCCC agenda.⁴⁰

Moving forward

This report will show that carbon-intensive companies are acting to block key governments from tackling climate change through international and domestic policies. Without good renewable energy policies, a commitment to zero deforestation, promotion of green and decent jobs and legally binding regulation to control greenhouse gas emissions, the transition to green economies powered by clean and safe energy will not happen fast enough to avoid catastrophic climate change. Greenpeace applauds progressive corporations who are distancing themselves from the business associations who are lobbying against progress and engaging in strong efforts to ensure national and international policies and agreements to keep the world below 2°C. Greenpeace is calling on governments in Durban to listen to the people and not the polluting corporations, and:

- **Ensure a peak in global emissions by 2015**
- **Emission reductions: Close the gap between politics and science**
- **Ensure that the Kyoto Protocol continues and provide a mandate for a comprehensive legally binding instrument**
- **Deliver the necessary climate finance**
- **Set up a framework for protecting forests in developing countries**
- **Address the needs of the most vulnerable countries and communities**
- **Ensure global cooperation on technology and energy finance**
- **Ensure international transparency in assessing and monitoring country commitments and actions**
- **Ensure transparency, democracy and full participation in the UNFCCC process**

* The World Business Council for Sustainable Development came to life from the merger of the Internal Chamber of Commerce's World Industry Council for Environment and a UN-sponsored Business Council for Sustainable Development in 1995.

01



Introduction

*"Governments must lead the way toward the needed transformation of the world economy, but the power of business needs to help make it happen."*⁴¹

*"There is a serious group of companies that have a voice that is much louder, that is better funded, that operates much more in unison and that is still stuck in the technologies and the fuels of yesterday. So if we don't have a voice that is equally as orchestrated with arguments that are at least equally as compelling, then governments are going to be taking very timid decisions and they're not going to be tipping the scale."*⁴²

These quotes from UNFCCC Executive Secretary Figueres sum up the dilemma at the heart of this report and the global negotiations that would serve as the basis for international action on climate change. In recent years, the role of big business in the fight against climate change has come under some scrutiny. While progressive businesses are needed to help implement change, to develop the technical solutions and to help truly transform the market for energy, it is carbon-intensive industries who fail to adapt their business models to modern opportunities and challenges, which dominate the debate and space around how we tackle climate change.

In 2009 the expectations for the Copenhagen Climate Summit were massive. The science was clear that only an international effort of ambitious GHG emission reductions could keep us below the dangerous threshold of 2°C average temperature rise. Politicians acknowledged this need at the G8 summits in 2009⁴³ and then again at the Copenhagen Climate Summit itself⁴⁴. Economists such as Sir Nicholas Stern⁴⁵ and even the International Energy Agency⁴⁶ warned that timely action to combat climate change and transitioning to a green, clean economy made

economic sense and that any delay would raise the costs dramatically. More than 10 million people from all over the world were calling for a fair, ambitious and legally binding international climate agreement.⁴⁷

However, the Copenhagen conference ended with countries making only voluntary GHG emission reduction pledges that were far below what the world needs to have a fair chance of avoiding catastrophic climate change.⁴⁸ Since then, almost no countries have made strong efforts to cut GHG emissions, as this report illustrates. Instead of cutting fossil fuel subsidies, the International Energy Agency expects them to rise to \$660 bn US dollars in 2020, from \$409 bn in 2010.⁴⁹

This report demonstrates that - despite public polls showing people are growing increasingly concerned about climate change⁵⁰ and believe that tackling climate change can boost the economy and create jobs⁵¹ - governments delay or completely fail to take effective action on climate change. It places a spotlight on the role and the lobbying efforts of corporations, whose business model is anchored around outdated energy sources such as oil, coal and nuclear, and whose profits are underpinned by taxpayers who not only subsidise the production of these polluting resources but also pick up the bill in the event of an environmental disaster. Often, these lobbying efforts result in effective climate legislation being weakened, delayed or even completely removed from the political agenda, endangering the future of our planet.

Carbon-intensive industry does not restrict its lobbying efforts to just one country. Often, companies actually play countries off against each other, citing the argument that no other country is implementing comparable climate legislation and ensuring large compensation in the process.

Greenpeace calls on the politicians who will hold the fate of our economy and environment in their hands to listen to the people instead of to polluting corporations such as Shell, Eskom and Koch Industries.



022

Corporate influence

Tricks of the trade

Introduction

A global poll in 2009 showed that 73% of people placed a high priority on climate change⁵², and a recent poll confirmed that global concern about climate change has risen slightly since the Copenhagen climate summit in 2009, despite the ongoing global financial and economic crisis.⁵³ However, powerful carbon-intensive corporations and their networks of trade associations are blocking policies that aim to transition our societies into green, sustainable, low-risk economies.

These polluting corporations often exert their influence behind the scenes or through third parties without public and democratic accountability. Corporations employ a number of techniques to increase their influence in government and regulatory agencies. These include corporate political donations; using trade associations and think tanks, often with tax-free status; confusing the public through climate denial or scaremongering advertising campaigns; as well as making use of the 'revolving door' between public servants and corporations.

The results of this increased influence can include subsidies for, or exemptions from, reducing GHG emissions⁵⁴, lower taxes and tax loopholes for specific activities, lower regulatory demands⁵⁵, and the complete removal of regulatory standards⁵⁶.

Lobbying - lacking transparency and balance

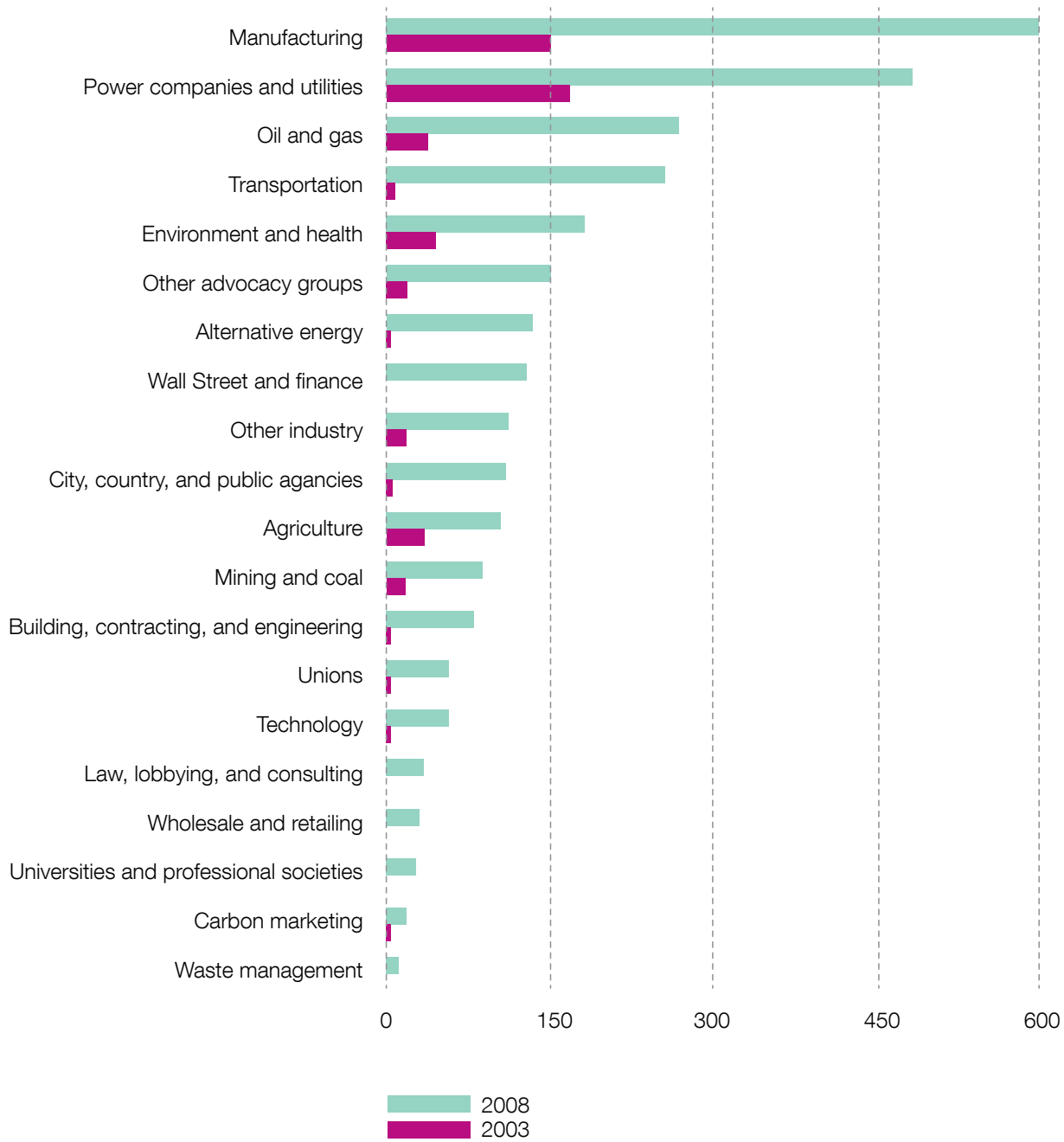
While direct lobbying remains a powerful tool for any corporation to influence government action, instruments to monitor and balance lobbying among competing interests remain weak. This renders the legislative process non-transparent and opens it up to the ambitions of special interests.

In many countries, no records of lobbying activities are kept. While Australia, Canada, the EU and the US do have public lobbying registers – although, in the EU, registration is voluntary and much lobbying occurs outside of official channels⁵⁷ – the regulation of lobbying centres almost completely around whether and to what extent lobbyists must be registered. Even this is widely divergent.⁵⁸

In the US alone, approximately \$3.5 bn US dollars are invested annually in lobbying activities at the federal level.⁵⁹ This only represents 'official' lobbying of legislative staff and legislators and regulatory agencies. This figure masks a great deal more lobbying that occurs 'off the books' by part-time lobbyists or in the course of other business. The US Chamber of Commerce tops the list of lobbyists.⁶⁰ In recent years, Royal Dutch Shell, the US Chamber of Commerce, Edison Electric Institute, PG&E, Southern Company, ExxonMobil, Chevron, BP and ConocoPhillips all made the Top-20 list of lobbyists.⁶¹

When it comes to lobbying on climate change many sectors in the US have more than trebled their numbers of lobbyists between 2003 and 2008.⁶²

Number of lobbyists on climate change in the US by sector, 2003 and 2008



Source: The Center for Public Integrity, 2009.

The EU has a poor level of transparency in lobbying activities. There is an official registry, but it is voluntary and at least one analysis has shown that major EU companies declare lobbying activities in the US, but are absent from the EU registers. This raises questions about what lobbying actually occurs on behalf of these companies.^{63,64,65}

Moreover, much policy within the EU is heavily influenced by lobbying via the national governments. National EU governments have different systems for lobby registries, but have similar attributes. In the UK, for example, the official government registry - the UK Public Affairs Council (UKPACS)⁶ - is voluntary and does not require submitting spending amounts.

Registration of lobbyists is a weak instrument for lobbying oversight and for democratic governance. The registries do not state how much time is spent with given lobbyists, what promises were made by either side, what was discussed or what the employment histories of lobbyists are. No transcripts of meetings are posted for the public to see. Most importantly, simple lobbying registries - even when strong - do not ensure that all voices are heard in a balanced way. Nor do they ensure that lobbying does not occur outside of formal channels or coupled with political fundraising.

'Influence laundering' through trade associations

Many carbon-intensive companies use their business and trade associations as campaign tools for lobbying, rather than directly lobbying against ambitious climate legislation, decreasing transparency in public policy and legislative development. In this way, they are able to conceal their negative influence and maintain their often very costly greenwashing efforts.

"People of the same trade seldom meet together, even for merriment and diversion, but the conversation ends in a conspiracy against the public, or in some contrivance to raise prices. It is impossible indeed to prevent such meetings, by any law that either could be executed, or would be consistent with liberty or justice. But though the law cannot hinder people of the same trade from sometimes assembling together, it ought to do nothing to facilitate such assemblies; much less to render them necessary."

Adam Smith in the Wealth of Nations⁶⁷

Sector-specific trade associations - such as the American Petroleum Institute, the Canadian Association of Petroleum Producers, the Australian Coal Association, the Energy Intensive Users Group in South Africa or the European steel and chemicals associations - often campaign outright against measures that would cut GHG emissions, or run campaigns in support of unfettered fossil fuel energy.⁶⁸ This is most demonstrable in the campaigns waged by the American Petroleum Institute against climate legislation in the US and the Canadian Association of Petroleum Producers-led campaign against EU regulation of the most fossil fuel-intensive liquid fuels, petroleum from tar sands.*

But even general business associations, such as the US Chamber of Commerce, BusinessEurope or the Japanese Nippon Keidanren - which often have hundreds of members - lobby against climate change legislation, thereby advancing the interests of a few while claiming to speak on behalf of all their members.

Some companies, on the other hand, have distanced themselves from such practices. PG&E, Exelon, PNM Resources and Apple all left the US Chamber of Commerce over the Chamber's positions and lobbying against climate change action.⁶⁹ The biggest Japanese online retailer, Rakuten, left the Nippon Keidanren, which has been opposing ambitious GHG reduction targets in Japan⁷⁰, over energy issues.⁷¹ In the EU more than 100 companies have supported a unilateral increase of the EU's outdated 2020 GHG emission target to 30% - taking publicly the opposite position of BusinessEurope that claims to represent them.⁷² Greenpeace salutes these responsible corporations and urges others to make clear to their customer base when their values differ from the positions of the associations to which they are affiliated.

Confusing the public on the scientific consensus on climate change and climate denial

Confusing the public about both the scientific basis of climate change and the potential impacts of climate change legislation occurs around the world. Carbon-intensive corporations and their business associations have been running costly public relations campaigns to frighten the public into believing that any climate legislation would lead to job losses, de-industrialisation and threaten their national competitiveness.

For example, the Nippon Keidanren ran a large and provocative ad campaign in 2009 against Japan's ambition to pass a 25% 2020 GHG emission reduction target, saying that it would cost jobs, lead to a decline in incomes

* For more detail on these campaigns, see the appropriate sections in this report in the Canadian and US country profiles and case studies.

and mean higher home energy bills.⁷³ The Australian Industry Alliance launched a massive ad campaign in June 2011 against Australia's proposed carbon tax, claiming it would hurt 'the long-term future of Australian families, business and exports'.⁷⁴

These PR pushes often centre around the idea that 'no other country is doing anything – why should we?' These same public relations efforts initiated by carbon-intensive industries neglect to mention the numerous studies showing the potentially vast economic benefits of early climate action, let alone the public health and environmental benefits. One recent study in the EU found that an increase of the EU's climate target to 30% domestic GHG emission reductions by 2020 could create up to 6 million new jobs across Europe.⁷⁵

However, in some countries, carbon-intensive companies don't just confuse the public about the costs of tackling climate legislation, but also about the very existence of climate change or human influence upon the climate. As a last-ditch effort, they will even claim that we can't do anything about it. The effect is a slowing down of progress on the issue as the merits of action are debated in the public. Although particularly strong in the US, climate denial is also a danger to the public understanding of climate change and society's options in dealing with it in Australia, Canada, the UK and other countries.⁷⁶

Constituency building through political contributions and other means

Many political observers have also pointed to political contributions by corporations as the main source of corrupting influence on climate policy.⁷⁷ However, a survey of US executives and congressional aides found that 'constituency building'* was the most effective strategy to get a proposed law passed or defeated.⁷⁸ To influence the content of legislation, by contrast, lobbying by business executives or hired professionals was considered most effective. Advocacy advertising and political donations were perceived to be much less effective.⁷⁹ Another study found that corporate lobbying expenses and donations that had the intent or effect of influencing policy decisions dwarf political contributions in the US.⁸⁰

Data and public access to data on political contributions vary widely from country to country. The US, with relatively high political contributions by corporations, had until recently a very open system to determine who is giving what to whom. A recent decision by the Supreme Court will now mean not only that access to data on corporate giving will be hidden, but that the quantities corporations can give will be limitless.⁸¹ Some concentrated interests give large donations in order to develop their influence and ensure the election of representatives who are favourable to their cause: the US Chamber of Commerce, for example, reportedly spent at least \$32 m US dollars on the 2010 election. The climate campaign organisation 350.org estimates that 94% of that went to climate-change denial candidates.⁸²

The revolving door between corporations and politics

The 'revolving door' between government and the private sphere gives corporations immense power to influence government and regulatory agencies. Those working in the private sector move into government roles, and those in government use their former positions to obtain private sector jobs. A recent report by the UK-based Transparency International⁸³ noted the following potential abuses of the revolving door phenomenon:

- Public officials might allow the agenda of their previous private-sector employer to influence their government work;
- Public officials might abuse their power while in office to favour a certain company, with a view to ingratiating themselves and gaining future employment;
- Former public officials who accept jobs in business might influence their former government colleagues to make decisions in a way that favours their new employer; and
- Former public officials may use confidential information to benefit their new employers – for example during procurement procedures.⁸⁴

* Lord (2000) defines 'constituency building' as follows: the encouragement of company stakeholders, such as employees, suppliers, clients, consumers, and community members, to voice the public policy concerns of the company.

A prime example from Europe is the case of former German Chancellor Gerhard Schröder who, during his tenure in office, actively supported plans by the company NEGP (today called Nord Stream AG), a company partly owned by chemical giant BASF, for a pipeline going from Russian gas fields to Germany via the Baltic region. In March 2006 Schröder became chairman of the board of NEGP.⁸⁵


Phil Cooney, a former American Petroleum Institute lobbyist, was given the position of Chief of Staff of the US Council on Environmental Quality in the last administration.⁸⁶ His role in thwarting progress on climate change was uncovered in 2005: according to the *New York Times*, he had been altering government reports to include false information about the seriousness of climate change and the level of scientific certainty of climate change and potential consequences.⁸⁷

Meanwhile, a recent story in the *Guardian* newspaper in the UK revealed that “Ben Moxham, David Cameron’s senior policy adviser on energy and environment and a former BP employee, said claims by the Department of Energy and Climate Change (DECC) that a 30% rise in electricity bills by 2020 would be offset by lower energy consumption through energy efficiency were ‘unconvincing’.”⁸⁸

Moxham blamed energy policies aimed at increasing renewable energy or energy efficiency for potential future increases in consumers’ electricity bills.

image: Stockpiles
of coal





03

State of play: Lobbyists, laggards and lip service

3.1

Player: The European Union

According to the latest Eurobarometer opinion poll released in October 2011, the concern about climate change among Europeans has grown since 2009 and **almost eight in ten respondents agree that tackling climate change can boost the economy and create jobs.**⁸⁹

Introducing and passing new climate legislation has been challenged by the failure of the Copenhagen Climate Summit in 2009; followed by the so-called 'Climategate'* affair in 2010⁹⁰ as well as the ongoing financial crisis. All of these elements undermined public perceptions of climate change, and made it easier for the typical carbon-intensive industry laggards to oppose effective climate legislation in Europe. **At the same time, analysis by the European Commission⁹¹ and several independent research institutes⁹² indicated that it would now be in Europe's economic interests to introduce stronger climate legislation.**

Currently one of the more contentious political issues in Europe related to climate change is the need to update the EU's 2020 emission reduction target. In May 2010 the Commission presented an analysis of the costs, benefits and options for moving beyond the EU's greenhouse gas reduction target for 2020 from 20% below 1990 levels to 30% once certain conditions are met.⁹³ Within 12 months, ministers from key countries openly supported a move to a 30% target unilaterally.⁹⁴ However, the EU as a whole has failed to take a decision on the matter and industry front groups are pushing for no change to the current target.⁹⁵

In March 2011, the Commission published a 'Roadmap for moving to a competitive low-carbon economy in 2050', outlining a pathway for achieving the EU's long-term goal of 80-95% emission cuts by 2050.⁹⁶ This roadmap – despite being watered down, as we will describe later – further strengthened the case for upgrading the EU's existing 2020 target by concluding that if the EU implemented its existing targets for renewable energy and energy efficiency in full, the resulting domestic emission reductions would reach 25% by 2020.⁹⁷ In June 2011, 26 of the 27 EU member states were ready to acknowledge this fact and ask the Commission to elaborate further options to strengthen the EU's climate action.⁹⁸ However, Poland blocked the consensus and so the discussion on the EU's 2020 target was again postponed.⁹⁹

On 22 June 2011, the Commission made its proposal for an 'Energy Efficiency Directive.'¹⁰⁰ This draft legislation, now being discussed by the member states and the European Parliament, is unfortunately very weak to start with. The proposal does not propose binding national targets for energy efficiency, but instead postpones the possibility of them until 2014.** The lack of ambition in the directive followed heavy lobbying¹⁰¹ and was a big disappointment for environmental NGOs as well as industry groups promoting energy efficiency.¹⁰²

* This term refers to the debate around data issues in the 4th Assessment Report (AR4) of the Intergovernmental Panel on Climate Change (IPCC) in regards to Himalayan glaciers, African agriculture, Amazon rainforests, Dutch geography, and attribution of damages from extreme weather events. This did not change the scientific consensus on global warming.

** The Directive does contain a requirement for energy companies to yearly reduce 1.5% in volume sold, and a range of obligations for the efficiency of public buildings. It also contains a legislative push for combined heat and power generation.

3.1.1 The campaign against an increase of the EU's 2020 GHG emission target: ArcelorMittal and BASF

The 2050 low-carbon roadmap by the European Commission released in its draft form in March 2011¹⁰³ made a clear case for improving the EU's 2020 climate action from 20% emission reductions below 1990 levels to 30% by, among other things, strengthening the European flagship climate policy, the Emission Trading Scheme (ETS), by removing excess allowances from the system. In the final document, language had mysteriously been watered down and numbers deleted. In addition, a new sentence had appeared: 'This Communication does not suggest to set new 2020 targets.'¹⁰⁴

How did this happen?

After Copenhagen, carbon-intensive companies in Europe were clear on the next steps. With a letter to the heads of EU institutions in January 2010, a business coalition – spearheaded by the European Chemical Industry Council (Cefic), the European Confederation of Iron and Steel Industries (Eurofer) and BusinessEurope – insisted that the EU refrain from taking a global leadership position on climate change, rejecting any further progressive action.¹⁰⁵ Gordon Moffat, head of Eurofer, warned that: 'After the Copenhagen failure, the EU would be foolish to again unilaterally increase its GHG objective.' He went as far as claiming that the EU could not 'credibly justify a move to -30%' and that 'another 10% would be fatal'.¹⁰⁶

The Commission didn't support this assessment and in May 2010 published a Communication analysing options for moving beyond a 20% climate target.¹⁰⁷ It found that cutting emissions by 30% would be much cheaper than originally assessed in 2008 and would come with major economic and environmental benefits. This activated the business lobby, which wanted to make sure that EU member states maintain the status quo. Its campaign against a 30% target included constant warnings in the form of press work and letters to the heads of EU institutions.* While it didn't manage to kill the debate, it did succeed partially when environment ministers in October 2010 postponed the decision on 30% with the intention of considering it in conjunction with the upcoming 2050 low-carbon economy roadmap.

In May 2010 the EU Commission published an analysis that found cutting emissions would be much cheaper than previously found and would have major economic and environmental benefits. BusinessEurope and others representing carbon-intensive industry insisted that the EU refrain from taking a global leadership position on climate change, even claiming - despite the analysis that the EU 'could not credibly justify a move to -30%'. In October 2010 EU Environment Ministers postponed any decision on 30%.

Next the polluter lobby groups targeted the European Commission, insisting that the target should remain unchanged¹⁰⁸ and that the ETS should not be strengthened.¹⁰⁹ Eurofer warned that the roadmap was trying to get the 30% target through the back door and that the long-term goal would lead to the de-industrialisation of Europe.¹¹⁰ **Cefic brought in the CEOs and Presidents of BASF, Bayer, Dow, DuPont, ExxonMobil, Procter & Gamble, Rhodia, Solvay and Shell to lobby Climate Commissioner Connie Hedegaard directly.**¹¹¹ Energy Commissioner Günther Oettinger was very receptive to the industry and joined its opposition to the new target. He even adopted the industry's language: 'If we go alone to 30%, you will only have a faster process of de-industrialisation in Europe.'¹¹²

At the same time, several studies by European research institutes painted a completely different picture. For example, 'A new growth path for Europe', commissioned by the German Environment Ministry (BMU)¹¹³, found that a domestic EU 30% emission reduction target would enhance Europe's competitiveness and could create six million additional jobs. Despite this Cefic, Eurofer, BusinessEurope and some of their more vocal members such as BASF and ArcelorMittal continued to threaten the EU that more climate ambition would lead to job losses and companies relocating abroad, but failed to supply real, objective data to bolster their position.¹¹⁴

In the end, the polluters did manage to water down the roadmap and later on to get 30% off the agenda until the end of 2011 with the help of the Polish government.

* On 8 September 2010 a letter with the usual demands was sent to the Belgian EU President followed by a publication of the position paper: EUROPEAN BUSINESS RECOMMENDATIONS ON EU POLICIES FOR CLIMATE AND ENERGY on 7 October 2010, saying that one of the key principles that should drive the EU policy strategy should be "No increase of the 20% emission reduction target until the international conditions are fulfilled". Before the October Environment Council a letter outlining this position was also sent to the Belgian President of the EU Environment Council.

However, by autumn 2011 ministers or heads of states from key European countries¹¹⁵ had publicly come out in favour of a unilateral 30% target, along with more than 100 big companies.¹¹⁶ Clearly, BusinessEurope was not representing the views of all European businesses but only of some of its members.




Fig 1 Greenpeace's 'Leaders and laggards' advertisement

Using climate policy as a scapegoat for bad news

Proponents of the theory of carbon leakage* claim that, if stronger climate policies are adopted, industry will flee the EU to countries with less stringent regulation of emissions. Yet independent research by the University of Cambridge, the Climate Group and others has found no empirical evidence of climate policies resulting in mass relocation of industries outside of the EU.¹¹⁷ Even the EU Commission found that the impact of a 30% target on carbon leakage 'would be limited'.¹¹⁸ However, the climate debate does provide a convenient scapegoat for companies having to deliver difficult news, such as relocating jobs to low-wage countries to maximise profits.

* Carbon leakage in this context refers to an alleged increase in carbon dioxide emissions in one country due to an emissions reduction in another country with a strong climate policy. This can e.g. be due to a relocation of production centers by companies to countries with less stringent climate policies.

As an example, in May 2011 seven CEOs of steel companies including Tata and ArcelorMittal wrote a letter to the governments of the EU member states, the European Parliament and the European Commission, complaining about a new benchmarking system** that was supposed to finally strengthen the EU Emissions Trading Scheme in its third phase: "Legislators appear to believe that the proposed unilateral legislative measures will help mitigate climate change. They are wrong. Instead, these measures will deprive Europe of investment and increase global emissions as market share is off-shored to non-EU countries with inferior emissions standards."¹¹⁹

A day later, Tata announced 1,500 job cuts in the UK, blaming the EU's climate ambition in addition to the economic downturn as one of the main reasons.¹²⁰ ArcelorMittal has also threatened to relocate outside Europe and has attempted to challenge the EU ETS rules in court.¹²¹

In reality, companies such as ArcelorMittal and Tata have, with the aid of Eurofer, succeeded in weakening the ETS to such an extent that they won't have to make any real emission reductions for some time.*** According to Sandbag, a UK-based NGO specialising in carbon trading analysis, ArcelorMittal is expected to hold almost €2.4 bn worth of excess emission allowances (EUAs) at the end of Phase 2 of the ETS in 2012. The German Öko-Institut found that BASF, a chemical giant and a key member of Cefic, will have accumulated emission allowances worth €115 m between 2005 and 2012.¹²² In 2009, ArcelorMittal made a profit of around €79 m from the sale of surplus emission allowances. This was followed by €103 m profits by the company in 2010.¹²³

** The EU decided in December 2010 to distribute free CO₂ allowances to energy-intensive industries from 2013 calculated with benchmarks. The default benchmark for a sector is the average greenhouse gas emissions per unit of the 10% most greenhouse gas-efficient installations in Europe. In the spring 2010 draft proposals for benchmarks became public. According to a briefing by CAN Europe, big industrial sectors including steel, cement and other manufacturing industries started an assault on the proposals and managed to water down the draft proposal. Their pressure contributed to the following changes:

- the steel benchmark became almost 25% less stringent;
- the use of substitutes for cement production will not get counted toward the benchmark anymore, which is most likely breaching the legal framework of the EU ETS directive;
- the reference years used for the production volumes were changed to 2005 - 2008, which represent exceptionally high production levels for the European manufacturing industry.

See CAN Europe (2010): Christmas Comes Early for Steel, Cement and Refineries in Europe, No Emission Reductions Required.

*** Past over-allocation and the impact of the recession have led to a sizeable build-up of unused allowances. The fact these allowances can be carried over into the next phase threatens the future performance of the ETS and changes are needed to address this surplus if the ETS is to remain relevant.



**Cefic brought in the
CEOs and Presidents
of BASF, Bayer, Dow,
DuPont, ExxonMobil,
Procter & Gamble,
Rhodia, Solvay and
Shell to lobby Climate
Commissioner Connie
Hedegaard directly.**





“I have a problem with the term ‘climate change’”, stated the former CEO of BASF, Juergen Hambrecht, in an interview with der Spiegel in 2007,¹²⁴ revealing himself as a climate skeptic.

“It’s laden with fear. The climate is a highly complex system, and it has always changed. If there is one thing we cannot do, it is to allow ourselves to be scared and to seek emotional satisfaction in short-term campaigns.”¹²⁵

Hambrecht, who was considered as one of Angela Merkel’s closest advisors¹²⁶, headed the company between 2003 and 2011.¹²⁷ In 2010, Hambrecht was also one of 40 CEOs in Germany who publicly supported an aggressive advertising campaign organised by the four big utilities RWE, E.ON, Vattenfall and EnBW, lobbying the German government to keep coal and nuclear in its future energy strategy.¹²⁸ BASF is one of the world’s largest chemical companies and is also very active in oil and gas exploration and production, led by its subsidiary Wintershall Holding AG, which works closely with Gazprom in Central and Eastern Europe.¹²⁹

During the US mid-term elections that cost Obama the majority in the House of Representatives and reduced potentially pro-climate Senate representation, thus blocking any hope for progress on cap-and-trade climate legislation, BASF strategically donated \$61,500 US dollars to ‘Senatorial candidates who have been outspoken in their opposition to comprehensive climate policy in the US, and candidates who actively deny the scientific consensus that climate change is happening and is caused by people.’¹³⁰

BASF denounced the accusation saying that the donations had happened through a political action committee (PAC) set up by its employees.¹³¹

Bayer, BP, GDF Suez, Lafarge, E.ON, Solvay and ArcelorMittal were also caught out. Their total support (i.e. political contributions) for Senate candidates denying climate change or blocking climate change legislation in the US amounted to \$240,200 - almost 80% of their total spending in the 2010 Senate race. This amount was even higher than the same type of spending of the most notorious US climate denier and Tea Party funder, Koch Industries.¹³²

This funding strategy stands in stark contrast to BASF’s claim that a global climate agreement is needed to establish a level playing field. In an interview about the EU’s plans to increase its climate target, BASF board member Hans-Ulrich Engel said that this was the wrong strategy: ‘It requires a global agreement. If this is not the case; there will be no level playing field for all.’¹³³



ArcelorMittal

ArcelorMittal has been granted very generous emission allowances, so large that the excess allowances alone are likely to overtake Belgium's total annual emissions by 2012. These pollution 'gifts' – for which ArcelorMittal paid nothing – were the result of ArcelorMittal's and its predecessors' close relationship to and lobbying of the governments in the countries in which it operates.¹³⁴

As one of the biggest employers in Luxembourg, where the company is based, it has close ties to the government. One of the non-independent members of ArcelorMittal's Board of Directors is Jeannot Krecké, Luxembourg's current Minister of the Economy and Foreign Trade.¹³⁵ Michel Wurth, a former vice-president of the company and now a member of ArcelorMittal's Group management board, is President of the Luxembourg Chamber of Commerce, President of the Union of Luxembourg Enterprises and vice-president of the Luxembourg industry federation FEDIL, a fierce opponent of the 30% emissions reduction target.¹³⁶ Through its board the company is also linked to the nuclear industry (EdF), one of the world's biggest cement companies (Lafarge), as well as to the oil and gas sector and a group that lobbies for a pipeline that delivers crude oil from the Canadian tar sands to the US.¹³⁷

It is also actively lobbying the South African government in opposition to the 'polluter pays' principle in the form of a carbon tax. ArcelorMittal South Africa's spokesman Themba Hlengani said the steelmaker viewed the carbon tax proposal as 'unworkable' and had submitted the company's views to the government. The proposal, it claims, has the potential 'to seriously impact on our profitability if pushed through... [and] undermine our competitiveness against both developing and developed country steel producers, which do not currently confront such a tax burden'.¹³⁸

3.2

Player: The United States of America

At a national level, the US is lagging significantly on tackling climate change and clean energy challenges. There has been no climate legislation passed at the national level since the Copenhagen Climate Summit in 2009, and discussion of climate policy has stalled. Since 1990, US GHG emission rates have increased by about 7%, including the impact of a period of decline during the financial recession of 2008 – 2009.¹³⁹ The US Obama administration committed to a mere 3% reduction from 1990 levels by 2020.^{140,141} However, at the same time, per capita levels of CO₂ emissions and the carbon intensity of the economy have declined slightly based on pre-recession levels¹⁴² and action in some states and municipalities has been relatively strong¹⁴³.

Intense lobbying by corporate fossil fuel interests has hampered climate change policy in the US. Perhaps most significantly, the Obama administration has abandoned its climate change policy platform in light of Congress' inability to pass any significant climate legislation, including signature legislation for a cap-and-trade system nationwide.¹⁴⁴

The administration has additionally made concessions to the carbon-intensive and polluting industry such as promoting offshore drilling, including granting permits to move forward to the pristine environment of the Arctic¹⁴⁵, expanding nuclear power¹⁴⁶, and promoting the unproven technique of Carbon Capture and Storage (CCS)¹⁴⁷. The Administration put forward a political framework on a 'clean energy standard' (CES) that includes nuclear energy and coal, but excludes oil.¹⁴⁸ The CES is to be promoted by policies and legislative proposals from the White House such as tax subsidies, loan guarantees, and fast-tracked approval for projects located on federal lands.¹⁴⁹

The energy industry in the US has continued to make a concerted investment in the marketing of fossil fuels and in lobbying against any energy policy intended to reduce emissions or otherwise place constraints on the energy sector. Climate denial is strong in the US and amplified by much of the corporate-dominated media. The Koch brothers, inheritors of large chemical, fossil fuel and paper companies, have funded climate denial campaigns with great success.¹⁵⁰ For a variety of reasons the American

political context has devolved, particularly in Congress, to such an extent that any progressive environmental policy is nearly impossible to pass in the near future, particularly if it requires public financial investment.

The uptake of renewable energy is also lagging despite its potential, Obama's clean energy promises and the fact that **two-thirds of Americans believe that renewable energy will be able to meet all energy needs in time if we invest in it properly.*** According to the Renewable Energy Policy Network, renewable energy accounted for an estimated 25% of electricity generation capacity additions in 2010 and 11.6% of existing electricity generation capacity in 2011. Renewables provided just over 10.3% of total domestic electricity. Furthermore, renewables accounted for about 10.9% of US domestic primary energy production (compared with nuclear energy's 11.3% share), an increase of 5.6% relative to 2009.¹⁵¹

"The nation that leads the world in clean energy will lead the global economy in the 21st century."

President Barack Obama January 2011 ¹⁵²

Despite some gains by renewable energy in the country's mix of energy sources, the US Energy Information Agency predicts, without significant policy changes, that the mix of energy sources in the medium term will not change drastically and fossil fuels will continue to dominate.¹⁵³ This continued dominance of fossil fuels in the US is one of the greatest risks to the climate worldwide.

Since 2009 there has been virtually no change in subsidies to fossil fuels largely because of the dysfunctional budget process in Congress. The President has proposed reducing oil and gas subsidies by about \$4.5 bn US dollars a year by striking provisions in tax law.¹⁵⁴ At the same time, he has proposed increasing nuclear subsidies by about threefold, to about \$54 bn a year, in the form of loan guarantees. The Administration has also proposed \$8 bn for 'clean energy' investment, although much of that would not go to truly renewable and clean energy. Finally, the President has also proposed reauthorising a tax credit passed in the Recovery Act in 2009, to increase from \$2.4 bn to \$5 bn for manufacturing capacity in 'clean energy' technology. Again, these initiatives have failed to gain traction in the Congress.

* A poll conducted in 2010-2011 by Motivaction International BV on behalf of Greenpeace showed that 44% of Americans agree and 26% totally agree with the statement: If we invest in it properly, renewable energy will be able to meet all our energy needs.



3.2.1 Undermining US climate action

The long-term pressure against progressive climate and energy policy in the US has traditionally come from several carbon-intensive industries – oil, electric utilities, automobile manufacturers and mining. Companies that have actively denied climate science or worked to delay sound policy include ExxonMobil¹⁵⁵, Southern Company¹⁵⁶,

Western Fuels Association¹⁵⁷ and Peabody Coal¹⁵⁸. Recent corporate campaigns in favour of fossil fuel interests have also been funded by companies, including Koch Industries.¹⁵⁹ In addition to individual corporations, the anti-regulation pressure of trade associations is immense; this is led by the American Petroleum Institute and the US Chamber of Commerce.



The US Chamber of Commerce

The Chamber has played a significant and negative role in the debate over climate change policy in the US. The Chamber is a leader in funding politicians who will block climate legislation and in direct lobbying in Congress. During the 2009 Copenhagen climate conference, Greenpeace USA highlighted the Chamber's role:

*"The US Chamber of Commerce has committed a series of climate crimes including: misinformation of the public on the issue of climate change, stalling action on global warming legislation, and holding the international climate talks hostage. Activists are calling on President Obama to show leadership and shed the influence of lobbyists."*¹⁶⁰

The Chamber does not limit its nefarious activities to the halls of power in Washington and state capitols, it has also shown a willingness to frighten children about the negative impacts of improved environmental regulation*. In 2010 it was revealed that the Chamber was infiltrating schools with propaganda and fearmongering over possible changes in energy policy, in collaboration with one of the country's biggest textbook publishers, Scholastic.¹⁶¹ There has been backlash against the Chamber's strident anti-climate stance from within its own membership. Apple Inc left the Chamber in 2009 over its climate stance and political activities, in addition to energy companies Exelon, PNM Resources and California utility giant PG&E, while Nike Inc resigned from its position on the Chamber's Board of Directors.¹⁶²

Corporations play both sides of the issue, joining seemingly progressive coalitions while their trade associations hold a more hard-line position against taking action on climate change. A perfect example is the US Climate Action Partnership (USCAP) coalition of environmental groups and corporations. The members included big oil companies (Shell, BP, ConocoPhillips), big car manufacturers (Chrysler, Ford), electric utilities (Exelon, Duke Energy, PG&E), mining companies (Rio Tinto) and manufacturers and chemical industry players (DuPont, Dow, Honeywell, Caterpillar, General Electric, Siemens and PepsiCo) alongside a number of environmental NGOs.¹⁶³ Originally crafted as a lever to force climate action by the Bush Administration, the USCAP became an important public force in the 2009 push for climate policy. Meanwhile, many USCAP corporate members or their trade associations were cutting their own deals or attacking prevailing bills before Congress.^{164, 165} Eventually, as the fight switched to the Senate, BP, ConocoPhillips and Caterpillar dropped out the coalition in February 2010.¹⁶⁶

* For a review of the trade-offs between environmental legislation and economic impacts, and the false notion that environmental regulation in general leads to economic decline, please see E. S. Goodstein *Economics and the Environment*. Prentice Hall. 1995.



The American Petroleum Institute

The American Petroleum Institute is the main trade association for companies connected to the US oil industry and its members include Koch Industries' subsidiary Colonial Pipeline Company, Shell, ArcelorMittal and BHP Billiton.¹⁶⁷ API has for a long time spearheaded the anti-climate movement in the US. It has funded climate-change denying scientists, high-dollar issue advertising campaigns in print and television, and has fought progressive policies at the state and federal level directly or through its member companies.¹⁶⁸

Greenpeace USA revealed an internal API memo in August 2009 detailing an initiative by the API to ride the coat tails of the rising Tea Party. API was instructing members that they should deploy their employees to so-called 'Citizen Energy' rallies to be held in key states nationwide. The target of these rallies was draft climate legislation being debated in Washington. The memo was explicitly supposed to be kept secret. However, this story broke on the front page of the Financial Times and was then carried by every major news outlet.¹⁶⁹ The rallies turned into sparsely attended flops with counter-protests outside and confused oil employees inside.

Since 2009, API has run a series of ads in print and on television entitled 'The People of America's Oil and Gas Industry'¹⁷⁰, proclaiming that new regulations will hit consumers in the wallet and cost jobs, while oil companies are actually creating jobs. These ads have been primarily aimed at discussions about profiteering and removing tax breaks for the oil industry.

K KOCH

Koch Industries is a major oil importer and owns oil refineries and pipelines along with chemical, textile and paper and lumber companies.¹⁷¹ Until 2010 most Americans had never heard of Koch Industries, despite it being one of the largest private corporations in the US. There are no Koch-branded consumer products and Koch has few of the disclosure requirements of a public company. The Koch brothers each have an estimated net personal wealth of more than \$25 bn US dollars according to 2011 Forbes Magazine rankings, and are now tied for the fourth richest man in America, ranking among the top 20 richest people in the world.¹⁷²

Koch Industries is a destructive force in American and global industry. A recent *Bloomberg News* article details a variety of accusations against, and criminal convictions of, Koch Industries on serious felony charges, illegal dealings and health and safety risks to workers and the public.¹⁷³ The most recent controversy to emerge is Koch's hidden agenda for the tar sands and the Keystone XL pipeline. The proposed pipeline would cross from Alberta, Canada across the US to the Texas coast, where the tar sands oil will be refined for export around the world. The result will be expanded markets and higher prices for tar sands oil¹⁷⁴, garnering massive releases of carbon dioxide for the world and heavy profits for the Koch Brothers. Since the Obama administration could put an end to the project without any intervention from Congress or the courts, the pipeline proposal became highly controversial, and led to the arrest of hundreds of activists in front of the White House.¹⁷⁵ Koch is at the heart of the controversy, by its own admission.¹⁷⁶ A Koch subsidiary, Flint Hills Resources Canada, declared to the Canadian government that it has a 'substantial interest' in the pipeline's approval. But in the US, Koch representatives told members of Congress that the pipeline has 'nothing to do with any of our businesses' and 'we have no financial interest in the project'.¹⁷⁷

And yet the Koch brothers have emerged into the limelight as leading political ideologues with an anti-environmental policy agenda and vast influence. A Greenpeace USA report of March 2010 uncovered and detailed how the Kochs have invested tens of millions of dollars to fund right-wing and libertarian think tanks to negatively influence climate and energy policy. The Kochs founded several of these front groups and think tanks themselves, decades ago. The Kochs have also been linked to the Tea Party movement as well as the Tea Party's prime puppeteers, the front group Americans for Prosperity.¹⁷⁸

Although Koch Industries intentionally stays out of the public eye, it is now playing a quiet but dominant role in a high-profile national policy debate on climate change. This private, out-of-sight corporation is now a partner to ExxonMobil, the American Petroleum Institute and other donors who support organisations and front-groups opposing progressive clean energy and climate policy. In fact, in recent years Koch has out-spent ExxonMobil in funding these groups. From 2005 to 2009, ExxonMobil spent \$9.7 m US dollars while the Koch Industries-controlled foundations contributed \$31.6 m in funding to organisations of the 'climate denial machine'.¹⁷⁹

Koch money, funnelled through Americans for Prosperity and direct donations to candidates, aided the Tea Party Republican landslide in the House of Representatives in 2010.¹⁸⁰ In turn, those candidates that have embraced the Koch/Tea Party agenda now control many key committees. A perfect example is Representative Fred Upton of Michigan, who was formerly a climate change believer, and is now a denier, blocker and delayer.¹⁸¹

Most recently, the House of Representatives' radical right-wing agenda has taken aim at the Environmental Protection Agency by passing the TRAIN Act – Transparency in Regulatory Analysis of Impacts on the Nation. The bill would essentially handcuff the EPA and stop it from regulating greenhouse gases and other air pollutants from coal-fired power plants and oil refineries.¹⁸²

In 2010, Koch Industries, through its oil refinery subsidiary Flint Hills, spent \$1 m US dollars on a campaign to pass a voter referendum to block California from implementing its GHG emissions control laws.¹⁸³ It was a landmark fight at the state level, with the pro-fossil fuel industry referendum ultimately being defeated at the ballot box by a grassroots voter education effort. The 'Yes on 23' campaign, as the anti-environmental campaign was known, raised \$10.6 m, over 92% of which came from petroleum and energy companies, including \$1 m from Koch Industries' subsidiary Flint Hills Resources.¹⁸⁴ Koch Industries also supported the Proposition through industry front groups, including the California chapter of Americans for Prosperity, which advertised heavily to support Proposition 23, and the Pacific Research Institute, which published and circulated flawed economic studies of California's climate and energy legislation.¹⁸⁵

Koch front groups campaigned against the Regional Greenhouse Gas Initiative (RGGI), a market-based cap-and-trade programme established in 2007 by 10 US Northeast and Mid-Atlantic states in an effort to reduce GHG emissions from power plants.¹⁸⁶ Koch-funded front groups – led by Americans for Prosperity¹⁸⁷ – joined right-wing mouthpieces like Glenn Beck and others who labelled RGGI a 'cap-and-tax' initiative. Conservative activist Clint Woods of the Koch-funded American Legislative Exchange Council (ALEC) stated that RGGI and other regional cap-and-trade regimes had become the 'new battlefield' since federal climate legislation was defeated.

ALEC has provided template legislation for states across the country to pull out of regional climate accords such as RGGI and the Western Climate Initiative. The Kochs have already had success in New Hampshire where, on 28 February 2011, the State's House Republicans voted to leave the RGGI programme in a veto-proof vote. Despite supporting campaigns against RGGI, a Koch subsidiary participated in the very first RGGI trade of physical carbon allowances.¹⁸⁸ As a Koch Supply and Trading spokesperson said, "Koch has participated in the RGGI market since its inception."¹⁸⁹

In June of this year, the Kochs held another of their biannual strategy and fundraising meetings in Colorado. It was revealed that several state governors were in attendance, along with many millionaire friends of the Koch brothers.¹⁹⁰ The meeting, conducted in utmost secrecy, has no official record of topics discussed and thus it is not known whether climate policy or to what degree anti-climate strategy was discussed. A Greenpeace USA case study of the mass media attendees at a previous meeting demonstrates the deeply intertwined nature of the Koch Brothers' anti-democratic movement and selected media.¹⁹¹

3.3

Player: Republic of South Africa

South Africa is the 13th largest global emitter of greenhouse gases¹⁹², but only the 30th largest economy. Its emissions from fuel combustion increased dramatically from 265.6 MtCO₂ in 1990 to almost 370 MtCO₂ in 2010¹⁹³, a 40% increase due to the intense development of its fossil fuel industry, especially coal, during that period. The country's state-owned utility Eskom contributed a massive 45% of South Africa's annual greenhouse gas emissions in 2010.¹⁹⁴ An estimated 45% of electricity used in South Africa is consumed by just 36 companies represented in the Energy Intensive Users Group of Southern Africa (EIUG).¹⁹⁵ Its corporate interests are highly concentrated with a number of subsidiaries of the same conglomerates such as BHP Billiton and Anglo American forming part of the group. The EIUG has been openly lobbying against the introduction of effective mitigation measures such as a proposed carbon tax.

On the surface, the South African government seems to be taking bold steps in terms of climate protection. The government made a significant mitigation pledge after the Copenhagen Climate Summit. South Africa indicated that it will implement nationally appropriate mitigation actions to enable a 34% deviation - or reduction - below the 'business-as-usual' emissions growth trajectory by 2020 and a 42% deviation below the 'business-as-usual' emissions growth trajectory by 2025.¹⁹⁶

South Africa has excellent solar and wind energy potential but less than 1% of South Africa's electricity currently comes from renewable energy.¹⁹⁷ More than 90% of South Africa's electricity is generated from the burning of coal.¹⁹⁸ In 2003, the South African government established a target for renewable energy production of 10,000 GWh by 2013¹⁹⁹, but this target is very far from being reached. The Renewable Energy Feed-in Tariff (REFIT) was developed as a market mechanism to stimulate the renewable energy industry. In addition, the Integrated Resource Plan for Electricity²⁰⁰ released in 2011 stipulates that power from renewable sources will be expected to increase from less than 1% to 23% by 2030. As such, renewable energy is supposed to make up 42% (47% if hydro is included) of all new electricity generating capacity in South Africa over the next 20 years.²⁰¹

However the current monopoly that Eskom has in terms of electricity production and distribution means that independent renewable energy producers are unable to access the national electricity grid. Although the South African government has plans to implement an independent system and market operator, this process is proceeding very slowly and would need to be urgently fast-tracked to allow better integration of renewable energy technologies.

The National Treasury has issued a discussion paper on a proposed carbon tax and has indicated that it will finalise its policy in 2012. In the paper, government says it favours a direct tax on carbon emissions, which it says will 'impose the lowest distortion'²⁰² on the economy. In fact, the discussion document asserts that a 'tax of 75 South African rand (\$10 US dollars) per ton CO₂ and increase to around 200 rand (\$30) per ton CO₂ (at 2003 prices) would be both feasible and appropriate to achieve the desired behavioural changes and emissions reduction targets.'²⁰³

While the policy changes on renewables and carbon tax are a significant step, the challenge is to transform the plethora of policies into real projects on the ground. Despite the current policy regime and huge potential, very few renewable energy projects have been deployed because of massive barriers in the market.²⁰⁴ Early this year, the government chose to abandon the REFIT model, in favour of a competitive bidding process, otherwise known as 'REBID'. Project developers see REBID as an important barrier to renewable energy projects as the competitive price bidding could impede the industry, particularly impacting on small Independent Power Producers (IPPs), before it has even begun to develop.²⁰⁵

The electricity sector needs stronger political will to move towards renewable energy. While there seem to be objectives toward reducing the country's greenhouse gas emissions, South Africa is still largely dependent on dirty and dangerous fuels such as coal and nuclear.

Image Activists from Greenpeace Africa demand that Eskom stop the construction of the Kusile coal-fired power station and shift investments to large-scale renewable energy projects.

Greenpeace International

Who's holding us back?
How carbon-intensive industry is preventing effective climate legislation

Section
three

© SHAYNE ROBINSON / GREENPEACE



The country's state-owned utility Eskom contributed a massive 45% of South Africa's annual greenhouse gas emissions in 2010.

3.3.1 Preserving the status quo: Eskom and the Energy Intensive Users Group



“Eskom is working closely with the government to ensure that the Conference of the Parties of the United Nations Framework Convention on Climate Change (COP 17) in Durban later this year is a success... Clean electricity is a fundamental solution to the challenge of climate change.”

Brian Dames, Eskom CEO²⁰⁶

Eskom, South Africa's state-owned energy monopoly, has publicly acknowledged the potentially negative impacts of climate change²⁰⁷ and the need to reduce the coal content of the electricity generation mix in South Africa. However, only a tiny proportion of Eskom's electricity portfolio is currently contributing to this fundamental solution that Eskom CEO Dames speaks of. Of the utility's 237,000 GWh total generation, the electricity output from wind was only 2 GWh.²⁰⁸ Initially a commitment was made to reduce coal reliance by 10% by 2012 at the 2002 World Summit on Sustainable Development (WSSD).²⁰⁹

Instead, coal intensity has increased. Eskom states that it is necessary to double total capacity to around 80,000 MW by 2025 to keep the lights on in South Africa.²¹⁰ In reality, the vast majority of this capacity will be used by industry and remain coal-based. Some 9,000 MW of this will be provided by two of the world's largest coal-fired power stations (Kusile and Medupi), both currently under construction.

Eskom has historically been the cornerstone of the 'Minerals and Energy Complex' (MEC).^{*} This system of accumulation encompasses mining petrochemicals, metals and related activities that have historically accounted for the majority of electricity consumption and emissions contributing far less to GDP.²¹¹ This system is premised on the paradigm of large centralised base load production of electricity distributed through a grid to energy intensive users.^{**} The MEC is effectively institutionalised through the significant referential^{***} and representational power Eskom maintains within relevant government departments, regulatory processes and policy making or influencing bodies.

Currently, industry and mining consume over 60% of the electricity produced in the country, and the inclusion of commerce takes this figure to almost 75%.²¹² Residential users account for between 16-18%²¹³, but average industrial prices are substantially cheaper than average residential prices. Eskom has made frequent reference to its industrial tariffs as the cheapest in the world²¹⁴, however residential consumers pay significantly more²¹⁵. Secret price contracts between Eskom and the Australian mining company BHP Billiton, for example, are estimated at about 350% less than a low income residential customer in 2008/9, and less than half Eskom's reported production price in the period.²¹⁶

As a state-owned enterprise (SOE)^{****}, Eskom plays an extremely influential role in South Africa's policy and regulatory environment, not only in the domestic but also in the international climate dialogue arena.²¹⁷ It is often called upon to offer technical, logistical and financial support, as well as participating in forming parliamentary opinion through various subcommittees.^{*****}

^{*} Historically defined, the 'minerals - energy complex' is a system in which low paid labour was exploited, and cheap coal based energy with costs externalised to society was used to support an accumulation regime of a few highly centralised firms focused primarily on capital intensive commodity based industrial activities and the export of basic commodities and low value add products.

^{**} Historically Eskom was created to centralise power supply in this paradigm. Residential access to electricity is a by-product and not the purpose of the current supply paradigm.

^{***} Eskom has historically retained tight control over information and modelling processes often considered confidential for commercial or competitive reasons. This has tended to hinder open policy and scientific option debate around a number of key areas.

^{****} Eskom is a State Owned Enterprise (SOE). In its current form this means it is a commercialised entity incorporated with the Government of South Africa (GOSA) as its sole shareholder represented by the Department of public enterprises. The board is therefore accountable in addition to public finance legislation to the normal fiduciary responsibilities relating to profitability. This is a fundamental departure from the previous dispensation with regards to the legal character of Eskom where the mandate was to provide developmental power for neither profit nor loss.

^{*****} A parliamentary subcommittee plays an oversight role of state owned enterprises while others focus on the development of policy and legislation in the areas that affect decisions relating to development, environment, energy etc.

On a national level, Eskom provides input to the subcommittee of the Inter-Ministerial Committee (IMC) on Energy, established to 'facilitate progress towards an optimal regulatory and policy environment'.²¹⁸ Eskom is also actively involved in processes regarding emissions standards through the National Association of Clean Air²¹⁹, and is a central role player in the South African coal roadmap initiative to promote the use of coal as an energy source*.

In 2010, when the government put together a special task team to draft the country's electricity plan (and thus its emissions pathway) for the next 20 years, Eskom representatives and significant industry lobbyists were part of the process, while civil society and labour representatives were excluded.²²⁰

Eskom also plays a role in advancing foreign policy and integrating the interests of capital on the African continent with the power needs in South Africa. This is done formally through state missions and representation on policy bodies and think tanks in the region.** At the previous COPs, Eskom was part of the South African negotiating team, and will be part of the delegation for COP 17 in Durban.²²¹ EarthLife Africa (along with other civil society organisations) has condemned this participation stating that the "South African government is sending its biggest emitter of greenhouse gases to negotiate emissions cuts. This is a straightforward conflict of interest, especially as Eskom is currently increasing its emissions."²²²

Through the National Business Initiative²²³, Eskom continues to plan with large industrial concerns within the paradigm of centralised industrial-focused generation. Eskom personnel are active in international associations such as the World Business Council for Sustainable Development (WBCSD). In December 2010, Eskom's chief executive officer, Brian Dames, was appointed to its executive committee.²²⁴ The WBCSD is seen as the 'green' partner of big business advocates, which aims at getting privileged access for corporations at the UNFCCC process.²²⁵

* Currently, a government and industry supported initiative (of which Eskom is a large stakeholder) is developing an information generation system for future scenarios of coal use in South Africa. Entitled SA Coal Roadmap. The website for the initiative proclaims, "This initiative is intended to detail and assess options and scenarios for the future development of the domestic coal industry and extract recommendations to maximise the economic opportunities for coal as a valuable energy and chemical resource whilst ensuring a better quality of life for current and future generations."

** Examples include The EIUG, Coal Road Map, National Business Institute (also represented in the IMC and the COP delegation). Sustainability forums, Regional NEPAD initiatives where Eskom has a dedicated team but also participates with government at regional meetings. In addition to being a member of the South African Power Pool (SAPP), Eskom is a contributing and an active member of the Union of Producers, Transmitters and Distributors of Electric Power in and exchange of expertise amongst members. Eskom's Chief Executive was the president of UPDEA in 2004/5.

Combined Pressure by ESKOM and the Energy Intensive Users Group

BHP Billiton and its subsidiaries are also members of the Energy Intensive Users Group (EIUG), whose 36 members account for some '44% of electrical energy consumed in South Africa'.²²⁶ The EIUG is openly opposed to South Africa's proposed carbon tax, claiming it will impact its profitability. Eskom has stated that it is not in a position as a company to absorb these costs, and that the costs will simply be passed on to consumers.²²⁷ Chairman of the EIUG Mike Rossouw said that if a carbon tax was implemented, similar to that of Australia, 'we will lose lots of jobs'.²²⁸ He stated that the EIUG was interacting with Treasury formally, informally and in writing about the proposed carbon tax. "And we are doing the same thing with Eskom," he said. "We are offering to assist in drawing up the policies."²²⁹

An industry task team on climate change, representing eight mining firms including BHP Billiton, Exxaro, PPC and Anglo American, also wrote to the Treasury warning them about the economic repercussions and that the carbon tax could make South Africa uncompetitive.²³⁰ Many of these mining companies used the same scaremongering arguments in the carbon tax debate in Australia, where they fought to have the emissions from coal mining excluded despite this being the fastest source of emissions growth in Australia.²³¹

South Africa is a developing country burdened by the legacy of racial inequality, structural and chronic unemployment, and huge social backlogs in access to services and shelter. There exists a strong developmental imperative for Eskom, as a state-owned enterprise, to actively engage in progressive and redistributive practices through access and price measures and with due regard for environmental stewardship. This imperative has not been adequately addressed. Priority access to electricity is granted for large-scale users, while about 2.5 million homes are still without electricity. What is clear is that South Africa's electricity model is catering to the needs of the industrial sector and focuses on large mining companies and associated heavy industries.^{***}

*** The state delivered both cheap labour through racist social engineering and cheap energy making for ultra profitable capital accumulation.

The Canadian government has established an 'Oil Sands Advocacy Strategy' developed in coordination with companies like Shell and other members of the Canadian Association of Petroleum Producers.

3.4

Player: Canada

Canada currently has one of the world's worst records with regards to achievement and ambition on climate solutions. It is the only country in the world to have signed and ratified the Kyoto Protocol and then openly announces that it had no intention of honouring its commitments.²³² Current emissions trends support this.²³³ Canada's emissions in 2009 were 17% (100 Mt CO₂eq) above the country's 1990 total of 590 Mt CO₂eq; or 23% above what it had promised to deliver under the Kyoto Protocol.²³⁴

Canada is also the only country in the world to decrease its mitigation emissions pledge for 2020. The government's former target was 20% below 2006 levels, equalling a 3% cut on the 1990 levels announced prior to the Copenhagen Climate Summit. But the latest Canadian target submitted under the Copenhagen Accord²³⁵, resubmitted after the Cancún Climate Change Conference²³⁶, is now 17% below 2005 levels — or 3% above 1990 levels — by 2020.²³⁷

The Canadian government argues that this is ambitious because existing federal and provincial policies would lead to a reduction of 65 MtCO₂eq by 2020 compared to current business-as-usual projections. But the same government recognises that current policies would only achieve one quarter of its already very weak target while failing to provide further solutions.²³⁸ It also maintains that because of the integration of Canadian and US economies, climate policies and targets should be harmonised between the two countries. While the targets might be the same on paper, Canada's pledge is not the same as the US pledge. The US pledge of reducing emissions by 17% below 2005 levels actually leads to a reduction of 3% compared to 1990 levels, whereas the Harper government's target will result in an increase of about 2.5% compared to 1990.

At the heart of Canada's intransigence on climate change is the development of the tar sands, the fastest growing source of emissions in Canada. Researchers from the Pembina Institute describe the rise in tar sands emissions as follows: "Cumulative greenhouse gas emissions from Alberta's oil sands are increasing fast. Emissions from oil sands more than doubled, increasing by 121%, between 1990 and 2008. Planned growth indicates greenhouse gas emissions from oil sands will continue to rise resulting in a near tripling of emissions between 2008 and 2020."²³⁹

Extracting and upgrading the oil mined in the tar sands into synthetic crude oil resulted in 45 MtCO₂eq in 2009 alone, or about 6.5% of Canada's total emissions.²⁴⁰ This is equivalent to nearly three times 1990 levels tar sands emissions of 16.8 million tonnes.²⁴¹

These emission calculations do not include data from refining this oil; burning the resulting fuel in vehicles, homes and factories; or emissions associated with releasing the carbon stored in the trees and soils of the boreal forest as the land is strip-mined or criss-crossed with seismic lines, access roads and pipelines.* In fact, oil sands emissions numbers were deliberately left out of the most recent national inventory on Canada's greenhouse gas pollution that it had to submit to the UN, but these data were given to oil and gas lobbyists from CAPP by an Environment Canada engineer.²⁴²

The Canadian government provides over \$1.3 bn Canadian dollars in handouts to the oil industry every year, despite calls from within the Department of Finance to end these subsidies and committing to phase out fossil fuel subsidies at the G20 in 2009.²⁴³ And yet, the government's 2011 federal budget proposed the elimination of less than 10% of these special tax breaks to the oil industry.²⁴⁴

* According to a letter dated 16 July 2011, the US Environmental Protection Agency says that "GHG emissions from the Canadian oil sands crude would be approximately 82% greater than the average crude refined in the US on a well-to-tank basis."

In stark contrast, no new policy to increase the uptake of renewable energy or energy efficiency has been introduced since 2009. The only regulations to be introduced were copies of US fuel efficiency standards. Canada's only major federal program to support renewable energy died in March 2011 when the federal budget failed to renew it.²⁴⁵ The current government does not appear to have any plans for supporting renewable energy and energy efficiency while the overall funding trend is in decline.²⁴⁶

The Canadian government's efforts to undermine clean energy policy extend beyond its own borders. The current government has established an 'Oil Sands Advocacy Strategy' developed in coordination with companies like Shell and other members of the Canadian Association of Petroleum Producers (CAPP).²⁴⁷ The Canadian Climate Action Network has identified further government/fossil fuel coalition abuses in a well-documented report entitled 'The Tar Sands' Long Shadow'.²⁴⁸ At least three specific cases have already been identified: California's low-carbon fuel standard, a US federal clean fuels policy known as Section 526, and the European Union's Fuel Quality Directive. There is reason to believe that this is only the tip of the iceberg and that the government is also attacking clean energy policies in other jurisdictions.²⁴⁹

3.4.1 The corrupting influence of Shell and CAPP on Canadian climate politics



*"We provide oil products to our customers in the **most socially and environmentally responsible manner.**"*

Lorraine Mitchelmore, CEO of Shell Canada²⁵⁰ [emphasis added]



*"Responsible environmental performance, including reductions in greenhouse gas emissions, is an important element in the energy strategy, but it **should not be the overriding driver.**"*

Canadian Association of Petroleum Producers²⁵¹ [emphasis added]

Canada is home to one of the world's dirtiest fossil fuel projects – the tar sands, sometimes also referred to as oil sands.

The expansion in the Province of Alberta is the basis of the Canadian Prime Minister's oft-stated ambition to make Canada an 'energy superpower'²⁵² – ensuring Canada has practically no chance of meeting its weak emissions reduction targets.²⁵³ It also drives the politics of Alberta and Canada to undermine international action to tackle climate change to ensure tar sands expansion at any cost.²⁵⁴

Massive potential profits drive a global lobbying effort to defeat any significant legislation to reduce GHG emissions.

Working with the Canadian government is Royal Dutch Shell, one of the so-called 'big five' global oil companies along with BP, ExxonMobil, Chevron and ConocoPhillips. It is also the world leader in greenhouse gas emissions.²⁵⁵ While Shell claims to be concerned about climate change, it has shifted its investments almost completely out of renewables, and into fossil fuels – including the huge expansion of the tar sands.²⁵⁶

The tar sands strategy

The high carbon intensity of production means that the Canadian government and Shell are pursuing a business strategy to ensure that there is a growing market and demand for oil produced from the Canadian tar sands at the same time as US and EU regulators are proposing restrictions on the most carbon intensive sources of oil.²⁵⁷ This is known as the 'Oil Sands Advocacy Strategy'²⁵⁸ and its aim is to play down the carbon emissions of tar sands, divert attention from the devastating environmental and health effects and ensure that legislation in California, the US and EU does not close potential future export markets.²⁵⁹

The main lobby organisation behind this political offensive in Canada is the Canadian Association of Petroleum Producers (CAPP), 'the voice of Canada's upstream oil, oil sands and natural gas industry'.²⁶⁰ Not only is Shell a member of CAPP, but the current Chairman is David Collyer, whose former job was President and Chairman of Shell Canada until 2008.²⁶¹ The CAPP position is that the world needs more and more oil²⁶², especially 'unconventional sources' like the tar sands. The Canadian lobby register lists Shell as meeting the Canadian Prime Minister's office and activities of its lobby firm, Global Public Affairs, the same lobby company used by CAPP.²⁶³

CAPP's close links to Canadian politicians in Alberta and within the federal government have been extensively documented. CAPP even boasts of its influence in the history section of its web site²⁶⁴:

"The Canadian Petroleum Association (CPA) was one the oldest, largest and most influential lobby groups in Canada."

"Canada's energy policies are based on recommendations that the CPA spent two years preparing. These recommendations were adopted by the Progressive Conservative Party, the official opposition and later translated into government policy (during the 1980s)."

Leaked government cables show how both the Canadian government and CAPP lobbyists have worked closely to prevent any clean energy regulation in the US that threatens tar sands exports.²⁶⁵

The US is the biggest market for Canadian oil exports and CAPP employs the Washington lobby firm Nelson Mullins Riley & Scarborough²⁶⁶, which is trying to repeal Section 526, the provision of a 2007 energy law that bars the military and other US government agencies from buying alternative fuels that have higher GHG emissions than conventional petroleum fuels.²⁶⁷ High on the priority list is getting approval of the Keystone XL pipeline to bring tar sands oil to Texas and access additional export markets. Alberta's energy ministry also employs this same lobby firm.²⁶⁸

The scale of pro-tar sands international lobbying was revealed in detail in an August 2010 Friends of the Earth report, Canada's dirty tar sands lobby diary²⁶⁹ and extensive media investigations in Canada²⁷⁰ based on Freedom of Information requests. The documentation exposes a secret Canadian 'Pan-European Oil Sands Advocacy Plan'. Its main aims are to 'protect and advance' Canadian interests in Europe and to ensure 'non-discriminatory market access for oil sands derived products'. The Canadian government documented its own missions. The Hague mission is 'enhancing its engagement with the sector, and with Shell'. The London mission is 'in regular contact with the private sector including meetings with Shell, BP, and Royal Bank of Scotland (RBS) as well as Canadian oil companies', and it participated in Shell's stakeholder dialogue where it was able to 'gather intelligence'. Brussels has 'worked with Shell by hosting complementary events', including a multi-stakeholder workshop and dinner.²⁷¹

Canadian national and provincial politicians are spending taxpayer money in this attempt to weaken any legislation to reduce GHGs from the world's biggest fossil fuel project, but Shell and other companies are also contributing directly. As Canadian energy ministers met in July 2011 to discuss Canada's future energy strategy, 11 oil companies sponsored the meeting to the tune of \$180,000 Canadian dollars, including a tour of the tar sands. CAPP contributed \$30,000 in sponsorship with Shell, and other oil companies \$10,000 each.²⁷²

Leaked government cables show how both the Canadian government and CAPP lobbyists have worked closely to prevent any clean energy regulation in the US that threatens tar sands exports.

Shell's fake solution: Carbon Capture and Storage

The Canadian federal government and Alberta provincial governments have committed \$3 bn Canadian dollars in Carbon Capture and Storage (CCS) projects, while eliminating funding for the principal programme for supporting renewable energy. Of that \$3 bn, \$865 m in subsidy is for the Quest project, in which Shell Canada has a 60% share.²⁷³ Shell received \$120 m of funding directly from the Canadian federal government for this project, while the Alberta provincial government contributed the remainder of the subsidy.²⁷⁴ In order to gain such favourable subsidies, Shell has been involved in a massive lobbying effort in Alberta.²⁷⁵ Shell claims that CCS technology will reduce emissions from the tar sands in the future.²⁷⁶ Shell employs ICO₂N, a CCS lobby group, to push for government subsidies for unproven CSS technology pilot projects.

Shell's global reach

Apart from its lobbying in the EU, Shell is also a prominent member of the European Employers federation BusinessEurope and the European Chemical Association Cefic (as Shell Chemicals Ltd), both very active in preventing an increased GHG emission reduction target in Europe (see EU case study). Shell also went on record in 2010 saying: "We would not support the unilateral move to 30%."²⁷⁷

In Japan, Shell (as Showa Shell Sekiyu KK) is one of a handful of members of the Petroleum Association of Japan (PAJ)²⁷⁸ that recently wrote to the Japanese government, demanding it stands firm and opposes a second commitment period of the Kyoto Protocol.²⁷⁹ Shell's Canadian CEO has also been calling for a national energy strategy that can get more oil to 'Asia's exploding markets'.²⁸⁰ A new group, the Energy Policy Institute of Canada (EPIC), was formed in 2010 to lobby for an energy strategy, dominated by oil companies including Shell Canada. A listed priority of this group is 'capturing growth opportunities in Asia'.²⁸¹ Shell Oil Company (USA) is also a member of the American Petroleum Institute, whose activities trying to undermine US climate policy have been documented elsewhere in this report.

Shell's greenwash efforts

Shell has been very busy making a good show of taking the climate issue seriously. At the same time as its dirty lobbying is going on, as Shell International it is also involved in a number of climate change initiatives such as the EU Corporate Leaders Group, a group set up to 'communicate the support of business for the European Union to move to a low carbon society and low climate risk economy and to work in partnership with the institutions of the EU to secure the policy interventions that are needed to make this a practical reality.'²⁸²

In 2007 the Dutch Advertising Code Authority declared Royal Dutch Shell's advertising about CO₂ 'recycling' to be misleading, and prohibited the company from using the advertisement in the Netherlands²⁸³. Similarly, in 2008 the UK Advertising Standards Authority found Shell's 'sustainability' claims for the tar sands to be misleading.²⁸⁴ Most recently, in February 2010 a complaint was lodged with Advertising Standards Canada that Shell Canada's promotion of the benefits of the tar sands — via 'information features' in major Canadian media outlets, which were actually paid advertisements — was intentionally misleading.²⁸⁵

Royal Dutch Shell is also a member of the World Business Council for Sustainable Development, and its Chairman, Jorma Ollila, is the Chair of the WBCSD's governing board. It has even signed the 'Cancún Communiqué', an initiative of the Prince of Wales' Corporate Leaders' Group on Climate Change, which is run by the University of Cambridge Programme for Sustainability Leadership²⁸⁶, asking for urgent action on climate change and demanding that governments redouble efforts to secure an ambitious and equitable international framework, but also pursue an 'ambitious parallel mitigation strategy'.²⁸⁷

3.5

Encouraging developments in Australia: More work ahead

“The carbon pollution reduction scheme ran into a brick wall. I’ve knocked that wall down. This is going through - full stop... Now is the time to move from words to deeds.”

Australian Prime Minister Julia Gillard, 11 July 2011²⁸⁸

In July 2011 Australian Prime Minister Julia Gillard announced a price on carbon, providing a historic opportunity for her nation to begin the move from a high-risk, highly-polluting economy to a safe, sustainable, clean economy. With its passage through Parliament completed in November 2011 this is an important step for a country with one of the highest emissions per capita anywhere in the developed world.²⁸⁹ It is also a first possible sign of a change in the political dynamic away from the fossil fuel and mineral industries who hold enormous economic, political and public sway in Australia – but the battle is far from over.

In recent years, the climate change debate in Australia has cost a number of political scalps including that of the previous Labor Prime Minister, Kevin Rudd. After ratifying the Kyoto Protocol and introducing a 20% mandatory renewable energy target, in 2009 he developed the ‘Carbon Pollution Reduction Scheme’ (CPRS), which was weakened in order to reach agreement with the then-leader of the opposition party. However, the replacement of the opposition leader led to the collapse of that agreement (December 2009). This, and the lack of Parliamentary support for the CPRS, led Rudd to announce that he would shelve it, following the UN climate summit in Copenhagen (December 2009). When a 40% super-profit mining tax was proposed (May 2010), industry bankrolled a multi-million dollar campaign to oppose this initiative.²⁹⁰ As a result of this turmoil the Labor Party dropped Rudd and replaced him with Julia Gillard.

Gillard swiftly called an election, in which Labor lost key seats with no party winning a majority. During her negotiations to establish a minority government with three independents and the Green Party, Gillard - under pressure from the Greens - committed the Labor Party to establishing a carbon price. Consequently a multi-party Climate Change Committee was formed to pass carbon price legislation and complementary measures, as well as determining what structure the pricing legislation would have and to assess what the system would look like in practice.²⁹¹

As previously happened with the CPRS, opposition to the idea was voiced immediately. Key associations such as the Business Council of Australia²⁹², the Association of Mining and Exploration Companies²⁹³, the Australian Chamber of Commerce and Industry^{294, 295}, the Australian Coal Association²⁹⁶, the Australian Trade and Industry Alliance²⁹⁷, as well as companies including coal-mining firms, steel and aluminium producers, and coal power generators opposed the tax.²⁹⁸ The reasons for opposition were similar to those expressed in other countries where carbon-intensive polluters have fought climate legislation. These included claims that:

- International financial uncertainty made it a bad time to introduce the tax²⁹⁹
- Prices would rise³⁰⁰ and jobs would be lost³⁰¹
- Carbon-polluting business would be forced offshore³⁰²
- Australia would be acting alone – ahead of the rest of the world³⁰³
- The carbon tax wouldn’t reduce global emissions³⁰⁴

These carbon-intensive sectors launched a series of print, TV and online advertisements highlighting their importance to the Australian economy and seeking to undermine both the carbon price and the proposed resources tax.³⁰⁵ This was despite the fact that the carbon price was expected to be low, adding for example only around \$1.60 to the price of a tonne of coal.³⁰⁶ In the meantime, export figures show that the global price of coal rose well over 20% during the last year – far more than any expected rise as a result of a carbon price.³⁰⁷

The outcome of these scare tactics and lobbying has been that many industry players have managed to secure generous compensation packages as part of the climate legislation - the starting point for these deals being the compensation and assistance package planned under the CPRS. For example, steelmaker Bluescope Steel - who repeatedly bemoaned that a carbon price would force plant closures, job losses and a shift of steel production overseas - has secured \$180 m in the carbon price assistance package.³⁰⁸ Despite this, it continues to push for a delay to the start date of the carbon price until after the next election.³⁰⁹ Meanwhile, big international coal-mining companies such as BHP Billiton, Rio Tinto, Xstrata and the industry group Australian Coal Association have fought to have the emissions from coal mining excluded, despite this being the fastest source of emissions growth in Australia.³¹⁰ BHP, which supported a carbon price in 2010, now claims that a price on emissions from coal production is essentially unfair because countries such as Indonesia and South Africa don't have something similar in place. BHP made this claim shortly after announcing the largest annual profit in Australian history – a whopping \$22.46 bn Australian dollars.³¹¹

It is now expected that most carbon-intensive companies will receive exemptions for 94.5% of their emissions.³¹² There will also be free permits once a trading scheme begins in 2015 and indirect support will also be provided, such as the \$1.3 bn Australian dollar coal sector jobs package.³¹³ The Grattan Institute, an independent public policy think tank, views the level of assistance as excessive. It called it a new form of protectionism in Australia that will only be for the benefit of a few very large companies, concluding that the coal industry would not suffer any 'material disadvantage' as a result of the price on carbon.³¹⁴

Having said all this, the legislation is an important step in Australia's journey to a cleaner energy future. The fact that a price on carbon is being introduced at all, and that the renewable industry will now have a secured income stream of some billions over the next 5 years, is a testament to the many Australians who have demanded that the government takes action on climate change. However, the fact is that such a low price, with limited coverage and such generous compensation packages, is equal testament to the power of the big polluters to dominate Australia's political leadership.

As Winston Churchill said after the Allies' first major victory during the Second World War, "This is not the end. It is not even the beginning of the end. ... But it is, perhaps, the end of the beginning."³¹⁵

0



The international dimension: Undermining the ambition and effectiveness of a global climate deal

"Governments must lead the way toward the needed transformation of the world economy, but the power of business needs to help make it happen."

UNFCCC Executive Secretariat Chair Christina Figueres³¹⁶

"I think that's one of the areas we are going to work very hard leading to Durban to convince business to be party so that it's not just governments alone."

South African President Zuma

As governments have moved toward the negotiation of a new global deal to supplement the Kyoto Protocol, a high priority has been made to deepen the engagement of the business sector at the international level, in the hope of developing stronger business partners on solutions to climate change, to deliver the necessary political support for a new global deal.

The Danish and Mexican governments, as hosts of the last two UNFCCC summits in Copenhagen and Cancún, expanded business access to the negotiations.³¹⁷ High profile CEO business events such as the World Climate Summit, along with World Business Day, and a host of other corporate-focused events at the UN meetings have increased the profile of the business sector around the negotiations.³¹⁸

Yet despite the increased amount of corporate visibility at the international level, and more and more progressive companies encouraging governments to take climate action, there are still not enough progressive voices to provide a counterweight to the lobbying of the carbon-intensive companies, and the world is left with the impression that there is no meaningful political support for stronger action by governments to forge a new global deal on reducing emissions and reducing and eventually eliminating fossil fuels.

While a broad range of companies came to Copenhagen and Cancún and supported a global deal through signing progressive business statements such as the Copenhagen and Cancún Communiqués, many of the signatories are the same carbon-intensive companies, such as Royal Dutch Shell and BASF, that have been holding us back from tackling climate and energy challenges for the past 20 years.³¹⁹

Shifting from denial to delay

The public profile of the business community attending the UN climate negotiations has changed significantly since the adoption of the last global deal, the Kyoto Protocol, in 1997. At the time of its adoption, the participation and agenda of the business community at the negotiations was a fairly black-and-white affair, largely defined by companies with large greenhouse gas footprints attached to their primary business model. Oil, coal, car makers and utility companies spent millions trying to undermine the scientific consensus and otherwise express their opposition to a global deal in the US and elsewhere through trade associations and industry front groups such as the Global Climate Coalition.³²⁰

Following the adoption of the Kyoto Protocol, many carbon-intensive companies began to shift their approach in light of the new carbon controlled political landscape. Many companies have distanced themselves publicly from front groups like the Global Climate Coalition, whose climate science denial approach was becoming a liability³²¹, and turned to broader, multi-issue trade associations such as the US Chamber of Commerce and BusinessEurope to take more obstructionist approaches. Many of these companies also chose to associate their brands directly with 'climate leadership' business groups, helping to rehabilitate their standing among decision-makers as reasonable rather than obstructionist, such as the Business Environmental Leadership Council³²², the International Leadership Council³²³ and the US Climate Action Partnership³²⁴, as well as the World Business Council on Sustainable Development (WBCSD)*.

Negotiations of a global deal and the World Business Council for Sustainable Development

Formed initially in 1992 to shape business input into the Rio Earth Summit, the World Business Council for Sustainable Development (WBCSD) has shifted in recent years to playing an increasingly high-profile role as a convener and focal point for corporations engaging in the UNFCCC, and with other UN bodies and initiatives such as recently the UN Global Compact-led coalition, Business Action for Sustainable Development 2012, which will provide 'positive and constructive business input to the Rio+20 process'.³²⁵ The WBCSD describes itself as a 'CEO-led, global association of some 200 companies dealing exclusively with business and sustainable development'.³²⁶ Since the adoption of the Kyoto Protocol, the WBCSD has also played an important role along with other partners in setting common metrics and benchmarks for voluntary corporate sustainability efforts, such as the WRI/WBCSD GHG Reporting Protocol.³²⁷

Prior to 2007, the WBCSD did not have a high profile in UNFCCC process. Following the agreement at COP 11 in Montréal to open negotiations for a post-2012 global deal, the WBCSD has significantly increased its visibility within the UNFCCC.

Beginning at COP 13 in Bali in 2007, the WBCSD has steadily sought to raise its standing among negotiators through the convening of high-level, day-long business conferences on the role and challenges of the private sector in addressing climate change, done in collaboration with the International Chamber of Commerce.**

It has also lobbied for increased influence in the UNFCCC negotiations. In 2010 the WBCSD launched a study outlining how businesses should get a more active and institutionalised role, 'providing governments with specific business perspectives and know-how'.³²⁸ It especially seeks more influence in the areas of, for example, carbon markets (Clean Development Mechanism and Joint Implementation). This would be very different to the current status of the business community as an observer in the UNFCCC process, which it shares with other stakeholders such as farmers, indigenous peoples' organisations, research organisations, trade unions, local governments and environmental non-governmental organisations.

Controlling the agenda for the business sector input

While the WBCSD has a broad range of companies within its overall membership, its Executive Committee is dominated by some of the largest non-renewable energy and carbon-intensive companies in the world.³²⁹ This Executive Committee plays a strong role in shaping the direction and priorities of the WBCSD.³³⁰ As highlighted in this report, some of these same companies are playing a central role at the national level in slowing effective government action to transition away from dirty energy sources that is central to addressing the threat of climate change.

The WBCSD Executive Committee is a Who's Who of the world's largest carbon-intensive companies who continue to profit from continued inaction on climate change. The Executive Committee includes:

* The World Business Council for Sustainable Development came to life from the merger of the Internal Chamber of Commerce's World Industry Council for Environment and a UN-sponsored Business Council for Sustainable Development in 1995

** COP 13 Bali Business Day, COP 14 Poznan Business Day; COP 15 Copenhagen Business Day; COP 16 Cancun Business Day. ..

- Royal Dutch Shell, which holds the Chair;
- Duke Energy Corporation, one of the biggest coal utilities in the US;
- Tokyo Electric Power Company, the company responsible for the Fukushima nuclear disaster;
- cement manufacturer Holcim;
- Reliance Industries, a conglomerate with core operations in petrochemicals, refining, oil and gas;
- car manufacturer Toyota Motor Corporation;
- South Africa's coal reliant utility Eskom Holdings Ltd;
- China Petrochemical Corporation (Sinopec);
- France's nuclear power plant owner AREVA; and
- coal-reliant electric utility American Electric Power.

The only companies without any apparent interests in fossil fuel or nuclear power currently on the Executive Committee are Unilever, Infosys and ACCIONA.³³¹

This is particularly troubling, given the enhanced role the WBCSD is seeking within the UN process, and its effort to get agreement by the UNFCCC for the business sector to have a special consultative role in defining the operating rules for the carbon markets and financing mechanisms.

An analysis of the Business Day at the past four negotiations convened by the WBCSD shows the great influence of the carbon-intensive companies on the Executive Committee in shaping the business sector perspective put forward by the WBCSD. While Executive Committee companies consist of less than 7% of WBCSD total members, Executive Committee members have occupied between 21% and 26% of the private sector presentation slots at the climate negotiations from the Business Day summits.

As a clear illustration of the priority given to Executive Committee companies, both Royal Dutch Shell and Eskom — despite clear interests in and dependence on fossil fuels — have each played a key role in three of the four WBCSD Business Days at the negotiations, and Shell was the only company whose representatives were invited to attend all three private sector engagement meetings organised by the Mexican government in collaboration with the WBCSD and the International Chamber of Commerce.³³²

The increased dialogue with the different COP host governments is part of a much broader attempt by the private sector, led by the WBCSD, to institutionalise a direct and privileged private sector input into the UNFCCC agenda.³³³ While the input of the representative members of the private sector may be valuable to negotiators at certain points in the development of the global climate agreement, this input should not be structured in a way that is privileged above the input of other important stakeholders, and should be fully transparent to the public. In addition, there should be full transparency of any financial interest potentially associated with private sector input, as many companies may have significant conflicts of interests in their business operations to achieving a fair and balanced global deal that would actually cut GHG emissions effectively and promote real solutions. Such potential conflicts of interest must be made known to negotiators who are seeking expert input, and a range of expert views from other private sector and other stakeholders should be sought where appropriate.

Increased privileged access, even advocated by the seemingly greenest of business associations and companies, leaves the door open to the influence of the very people who undermine this process and stand to benefit from inaction or a weakened agreement. Indeed, as this report has demonstrated, some of the companies that are seeking additional venues and opportunities to set the agenda at UNFCCC processes and meetings are the same companies that are undermining or derailing national and sub-national legislation and regulation meant to limit greenhouse gas emissions.

Governments and negotiators must be aware of the dangers to the climate if such power is left to grow unchecked in the global governance system, as well as in national or sub-national responses to climate change.

Campaigning for more access for companies to influence the architecture of an international climate agreement



World Business Council for Sustainable Development



BASF

ArcelorMittal

TATA

KOCH

Eskom

bhpbilliton

Note:
Solid pipeline indicates membership of association
Dotted pipeline indicates close relationship to association

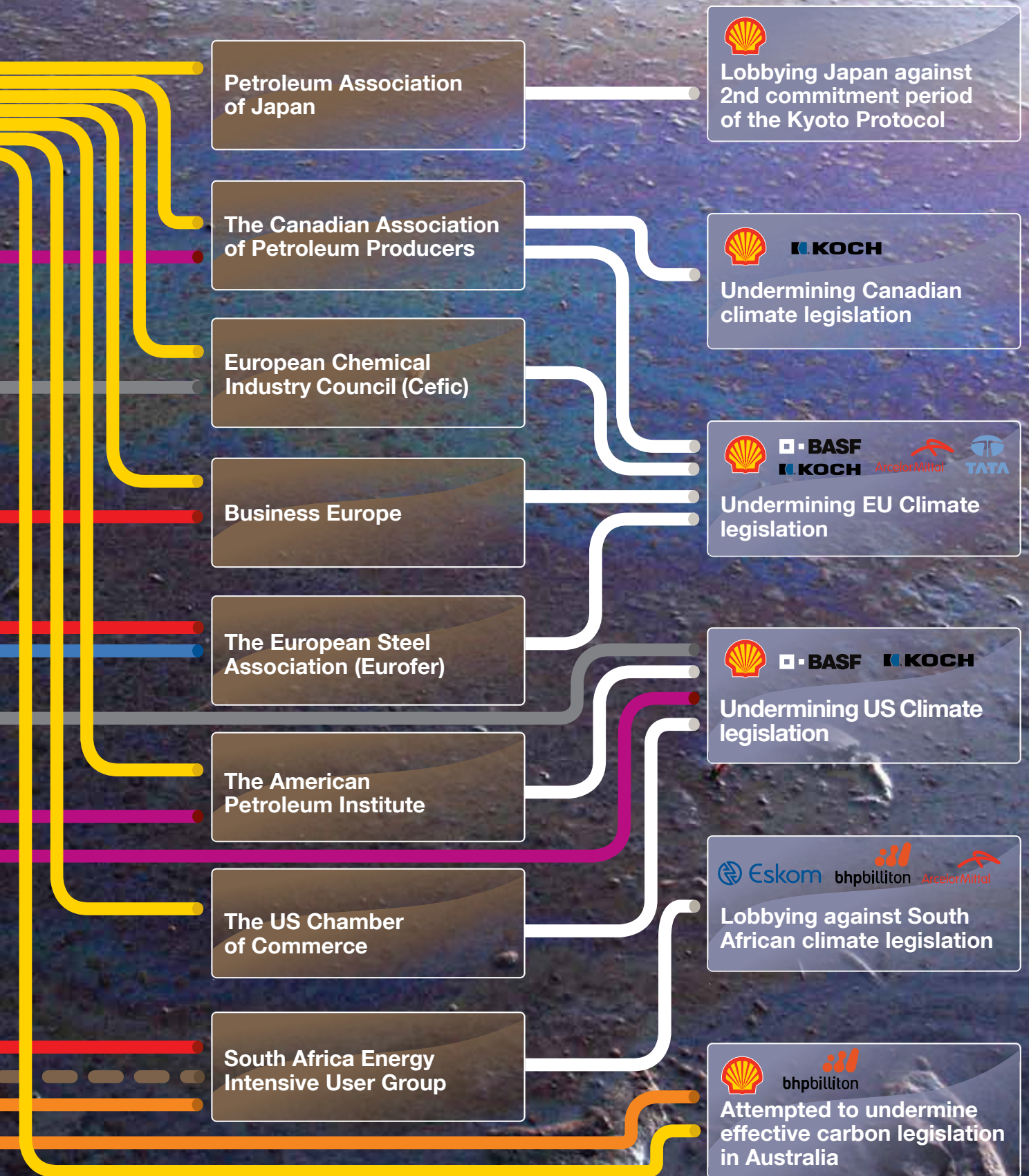


image Geothermal power generation causes virtually no pollution or greenhouse gas emissions. Unfortunately, even in many countries with abundant geothermal reserves, this proven renewable energy source is being massively under utilised.

0.5



Moving forward

This report has shown that carbon-intensive industry is acting to block key governments from tackling climate change through international action and through domestic policies. Under the influence of corporations, governments have fallen far behind in the race for leadership in clean energy economies and are failing to protect their citizens from dangerous climate change.

As a consequence, there is currently a complete lack of global cooperation to ensure an urgent, just and efficient transition away from fossil fuels.

Without good renewable energy policies, a commitment to zero deforestation, adequate and predictable sources of international financing for climate action, promotion of green jobs and legally binding regulation to control and adequately price greenhouse gas emissions, the transition to green economies powered by clean and safe energy will not happen fast enough to avoid catastrophic climate change.

The business community needs to understand that a low carbon, low risk economy is inevitable and provides great opportunities to those that understand this megatrend and adapt their business model. Governments must start making clear and legally binding commitments at the scale and rates that are necessary.

Unless politicians move away from unambitious mitigation targets and tax-paid subsidies to carbon-intensive industries, the world will remain in a system that promotes the interests of the polluters at the expense of ordinary people who will be heavily impacted by climate change.

The solutions exist, the public backing for them has created the space for politicians to act.

Now it is time for politicians to prove that they listen to the people and not the polluters.

At COP 17 in Durban, governments must deliver the building blocks of a global deal on climate action.

In Durban, governments must agree the following key building blocks towards the global agreement the world is waiting for:

Peak in global emissions by 2015

- Governments must agree to **peak global emissions** by 2015 and reduce emissions by at least 80% below 1990 levels by 2050, in accordance with the recommendations of the IPCC³³⁴ and in order to not lock in the world onto a path towards catastrophic climate change. Any delay of the peak year will increase the environmental and economic costs and diminish the probability of keeping temperature rise below 2°C, which governments adopted as a target at COP16 in Cancún, let alone the 1.5°C that is supported by more than 100 countries.

Emission reductions: Close the gap between politics and science

- Governments must establish a **solid, time-bound process to close the gap** between the current mitigation pledges and the reductions needed to prevent catastrophic climate change. In Cancún they acknowledged that the current level of ambition is inadequate and not in accordance with the recommendations of climate scientists; in Durban, they must close the gap between the political pledges and the science.

- Governments must also **close the 'loopholes'** in the accounting rules for emissions reductions, to ensure that targets are honestly met. This includes improving the rules for accounting emissions from land use, land-use change and forestry (LULUCF) to make the rules reflect what the atmosphere actually sees; ensuring that carbon market credits are only counted once (avoid double counting) and minimising the damage from the use of excess emission allowances (hot air).

Ensure that the Kyoto Protocol continues and provide a mandate for a comprehensive legally binding instrument

Governments must guarantee the continuation and further development of the only legally binding instrument to fight climate change: the rules-based system of the Kyoto Protocol, as this is the only way to ensure clarity with respect to commitments and accounting methods, maintain a minimum international standard for emissions trading and promote, facilitate and ensure compliance with commitments.

- Developed countries who are parties to the Kyoto Protocol must accept to inscribe their targets under a **second commitment period of the Kyoto Protocol**.
- Developed countries who are not parties to the Kyoto Protocol must undertake a emission reduction commitment which are comparable to other developed countries. These commitments must be inscribed in a COP decision and subject to a robust and compliance-oriented regime.
- All governments must agree on a **mandate to negotiate a comprehensive legally binding instrument** under the convention to be adopted no later than 2015 and in force by the end of the second commitment period of the Kyoto Protocol.

Deliver the necessary international climate finance

- Governments must identify **specific innovative sources of finance**, such as a financial transaction tax and auctioning of emission allowances, and establish a time-bound process for the operationalisation these specific sources of finance.
- Based on a review of the scale of finance required to meet the objectives of the UNFCCC, the level of **finance must be scaled up** starting from 2013 to 2020 and beyond, keeping in mind that developed countries have committed to mobilising \$100 bn US dollars a year by 2020 and acknowledging the key role of public sources of finance.
- Governments must agree on mechanisms which can generate finance for developing countries as well as provide incentives to reduce emissions from **international transportation** (aviation and shipping), while addressing common but differentiated responsibilities, for example by providing a rebate mechanism for developing countries.
- Governments must agree to **phase out all subsidies to fossil fuels and nuclear energy** with time-bound and socially just transition plans.

Set up a framework for protecting forests in developing countries

- Governments must ensure that a **forest funding window** is established within the Green Climate Fund to ensure adequate and predictable funding to halt the destruction of forests in developing countries.
- COP17 should lay out a strategy that focuses on **ending deforestation at the national level** (through national reference levels and monitoring efforts), since subnational projects and approaches merely shift deforestation from one part of the country to another.
- Governments must strengthen **safeguards** to ensure the protection of biological diversity and the rights of indigenous peoples and local communities.

Address the needs of the most vulnerable countries and communities

- In addition to identifying the sources of the long-term funding needed for adaptation to climate change, governments must agree modalities and guidelines for the composition of the **Adaptation Committee** and the development of **National Adaptation Plans**.
- Governments must ensure that the **work programme on loss and damage** evolves into permanent long-term solutions.
- Governments must address the impacts of climate change on **food security** in developing countries.

Ensure global cooperation on technology and energy finance

- Governments must agree to operationalise the technology mechanism by 2012 as envisioned in the Cancún agreements.
- Governments must design an environmental integrity framework for technology selection within the technology mechanism.
- Through the technology mechanism, governments must give equal prioritisation for adaptation and mitigation technology.
- Developed country parties must expedite capitalisation of the technology mechanism for effective delivery on its objective.
- Governments must avoid promoting false solutions such as carbon capture and storage (CCS) or nuclear energy through the clean development mechanism (CDM) and other international mechanisms.

Ensure international transparency

- Governments must agree on the broad contours of the **International Assessment and Review (IAR)** and the **International Consultation and Analysis (ICA)** in Durban.
- The IAR must be compliance-oriented and fill one of the main gaps in the current Kyoto compliance regime – namely the early warning of non-compliance.
- The ICA for non-annex 1 countries must be facilitation-oriented and focus on overcoming any capacity constraints they may face as they implement mitigation actions and improve on their reporting systems.
- Both the IAR and ICA processes must be open and public after the initial in-country expert assessment or analysis, and full NGO participation must be ensured.
- Governments must adopt preliminary guidelines for **biennial reports** for all countries and a common reporting format for the support commitments of developed countries in Durban. These guidelines should be reviewed and updated regularly.
- The guidelines for the biennial reports should include **reporting on fossil fuel subsidies** and their reform, which should be mandatory for developed countries and encouraged for all others.

Ensure transparency, democracy and full participation in the UNFCCC process

Civil society has a right to know how our governments are responding to the international climate crisis, and be heard in the political discussions.

- Governments must improve the **transparency** of the UNFCCC negotiations, and ensure meaningful **participation** of the civil society.
- Governments must **not allow the polluters privileged access** to the political processes.

References

- 1** Goldenberg S (2009a). Global poll finds 73% want higher priority for climate change. *The Guardian*. 30 July 2009. <http://www.guardian.co.uk/environment/2009/jul/30/climate-change-us>
- 2** Chestney N (2011). Global climate worry up slightly since 2009 – poll. Reuters. 28 August 2011. <http://www.reuters.com/article/2011/08/28/us-climate-concern-survey-idUSTRE77R1WR20110828>
- 3** Special Eurobarometer 372. Climate Change. Conducted by TNS Opinion & Social at the request of Directorate-General Climate http://ec.europa.eu/public_opinion/archives/ebs/ebs_372_en.pdf
- 4** European Union (2010). MEMO/10/215. Climate change: Questions and answers on the Communication Analysis of options to move beyond 20% greenhouse gas emission reductions and assessing the risk of carbon leakage. 26 May 2010. <http://europa.eu/rapid/pressReleasesAction.do?reference=MEMO/10/215&language=EN>
- 5** Jaeger CC, Paroussos L, Mangalagiu D, Kupers R, Mandel A, Tåbara JD (2011). A New Growth Path for Europe. Generating Prosperity and Jobs in the Low-Carbon Economy. Synthesis Report.
- 6** Bash D (2011). Lobbying spending appears to plateau. CNN Political Tracker. 4 February 2011. <http://politicalticker.blogs.cnn.com/2011/02/04/lobbying-spending-appears-to-plateau/>
- 7** Center for Responsive Politics. Open Secrets database. Political Action Committees (PACs) <http://www.opensecrets.org/pacs/index.php>
- 8** Ibid.
- 9** 350.org (2011). 'The US Chamber Doesn't Speak for Me'. <http://chamber.350.org/poster/> Accessed 17 September 2011
- 10** Eurofer (2010). European manufacturing industry united against -30% climate change objective. 21 January 2011. <http://www.eurofer.org/index.php/eng/News-Publications/Press-Releases/20100121-Press-Release-European-industry-united-against-30-climate-target>
- Kashiwagi A (2009). Industry Targets Tokyo's Ambitious New Climate Goals. The Center for Public Integrity, 10 December 2009. http://www.publicintegrity.org/investigations/global_climate_change_lobby/articles/entry/1866/
- Janda M (2011). Carbon tax fails to sway business. ABC Gippsland. 10 July 2011. <http://www.abc.net.au/news/stories/2011/07/10/3265862.htm?site=gippsland>
- Goldenberg S (2009b). Oil lobby to fund campaign against Obama's climate change strategy. *The Guardian*. 14 August 2009. <http://www.guardian.co.uk/environment/2009/aug/14/us-lobbying>
- Tait C (2010). Saving the oil sands. *The National Post*, 24 August 2010. <http://www.nationalpost.com/Saving+sands/3424776/story.html>
- 11** Farenthold D (2009). Apple leaves US Chamber over its climate position. *The Washington Post*. 6 October 2009. <http://www.washingtonpost.com/wp-dyn/content/article/2009/10/05/AR2009100502744.html>
- DeMelle, B. 2009. PG&E quits US Chamber of Commerce, Nike fed up too. *The Huffington Post*. 22 September 2009 http://www.huffingtonpost.com/brendan-demelle/pg-e-quits-us-chamber-of-c_b_295424.html
- 12** Greenpeace EU Unit (2011). Split in business community over EU climate effort. 30th June 2011. <http://www.greenpeace.org/eu-unit/en/News/2011/businesses-split/>
- 13** The Age (2011). Business in last gasp appeal on carbon tax. 11 October 2011 <http://www.theage.com.au/environment/climate-change/business-in-last-gasp-appeal-on-carbon-tax-20111011-1lipk.html>
- 14** Resources Roadhouse (2011). Carbon tax digestion process begins. 11 July 2011. http://www.resourcesroadhouse.com.au/_blog/Resources_Roadhouse/post/Carbon_Tax_digestion_process_begins_mining_news_resources_roadhouse_stocks_information_investment_ASX_announcements_Prime_Minister_Julia_Gillard_AMEC/
- 15** The Australian (2011a). Julia Gillard orders carbon tax blitz. 30 May 2011. <http://www.theaustralian.com.au/national-affairs/julia-gillard-orders-carbon-tax-blitz/story-fn59niix-1226065221879>
- 16** ABC News (2011a). Industry launches anti-carbon tax campaign. 21 July 2011. <http://www.abc.net.au/news/2011-07-21/industry-group-steps-up-carbon-ads/2803794>
- Sydney Morning Herald (2011a) Industry push to wipe out carbon price. 1 July 2011. <http://www.smh.com.au/environment/climate-change/industry-push-to-wipe-out-carbon-price-20110630-1gtae.html>
- 17** Ibid.
- 18** Ibid.
- 19** The Telegraph (2011). Australian Industry fights government's carbon tax bill. 11 July 2011 <http://www.telegraph.co.uk/news/worldnews/australiaandthepacific/australia/8629868/Australian-industry-fights-governments-carbon-tax-bill.html>
- 20** The Australian Trade and Industry Alliance <http://www.getcarbonpolicyright.com.au/the-facts.aspx>
- 21** ABC News (2011b). Study links carbon tax to coal job losses. 10 October 2011 <http://www.abc.net.au/news/2011-10-10/study-links-carbon-tax-to-coal-job-losses/3458792>
- Manufacturers Monthly (2011a). Alcoa says carbon tax could lead to redundancies at Victorian smelters. 21 September 2011 <http://www.manmonthly.com.au/news/alcoa-says-carbon-tax-could-lead-to-redundancies-a>
- 22** Financial Times (2011a). Australian companies hit at carbon tax. 10 July 2011 <http://www.ft.com/intl/cms/s/0/fbd89a5e-aac8-11e0-b4d8-00144feabdc0.html#axzz1akYSdTXT>
- 23** See, e.g. <http://www.australiancoal.com.au/>
- 24** Sandbag (2011). Carbon Fat Cats 2011: The Companies profiting from the EU Emissions Trading Scheme. June 2011 http://www.sandbag.org.uk/site_media/pdfs/reports/Sandbag_2011-06_fatcats.pdf
- 25** Ibid.
- 26** Lavelle M (2009). The Climate Change Lobby Explosion. The Center for Public Integrity, 23 February 2009 http://www.publicintegrity.org/investigations/climate_change/articles/entry/1171/
- 27** Ibid.
- 28** Carbon Disclosure Project (2010). South Africa JSE 100. http://www.nbi.org.za/Lists/Publications/Attachments/60/cdp_2010_report.pdf
- Although the document does not clarify whether this includes Eskom's methane emissions which are unreported. If not the % would indeed move over 50%.

- 29** Energy Intensive Users Group of Southern Africa (EIUG) (2011) <http://www.eiug.org.za/about/>
- 30** Department Public Enterprises (2010). Republic of South Africa: Q&A's for the Energy Sector, 2010. From whom is Eskom procuring its coal stock, (b) how much coal is procured from each company for each power station. <http://www.dpe.gov.za/parliamentary-892>
- 31** Ibid. p.79
- 32** Earth Life Africa (2011). Press release, South Africa's High Carbon Emission Negotiators, UNFCCC Failing. 15 June 2011 <http://www.earthlife.org.za/?p=1596>
- 33** Necsca (2011). Renewable energy to make up 42% of new South African electricity over the next 20 years. 17 March 2011 <http://www.necsca.co.za/Article/425b20c7-1f7a-46b1-b518-b2450940b5f0/6/Renewable-energy-to-make-up--of-new-south-african-electricity-over-the-next--years--march---mbendicom.aspx>
- 34** Reuters (2009). G20 agrees on phase-out of fossil fuel subsidies. <http://www.reuters.com/article/2009/09/26/us-g20-energy-idUSTRE58018U20090926>
- 35** De Souza M (2011a). Oilsands emissions data left out of UN report. Federal government admits deliberately leaving numbers out that indicate pollution from oilsands production outstrips auto emissions. The Vancouver Sun. 30 May 2011 <http://www.vancouversun.com/business/Oilsands+emissions+data+left+report/4861017/story.html>
De Souza M (2011b). Oil lobby group got "help" from muzzled federal expert. Postmedia News. 5 October 2011 <http://www.canada.com/news/lobby+group+help+from+muzzled+federal+expert/5507684/story.html>
- 36** De Souza M (2011c). Canada says oil, gas industry organized PR strategy for oilsands. Postmedia News. 9 August 2011.
- 37** Stockman L, Rowell A & Kretzmann S (2009). Shell's Big Dirty Secret. June 2009 priceofoil.org/educate/resources/shells-big-dirty-secret/
- 38** The Copenhagen Communiqué. <http://www.copenhagencommuniqué.com/signatories>
The Cancún Communiqué <http://www.Cancúncommuniqué.com/signatories>
- 39** World Business Council for Sustainable Development. About the WBCSD. No date, accessed 6 October 2011.
- 40** WBCSD, Ecofys and Climate Focus (2011). Private Sector and the UNFCCC Options for Institutional Engagement. 31 August 2011.
- 41** <http://www.businessgreen.com/bg/news/2110592/unfccc-backs-businesses-caring-climate>
- 42** Financial Times (2011b). Greenhouse gas cutters gain higher returns <http://www.ft.com/intl/cms/s/0/1da46ff6-dfcf-11e0-b1db-00144feabdc0.html>
- 43** Guardian (2009). G8 agrees to climate targets despite differences with developing nations. <http://www.guardian.co.uk/world/2009/jul/08/g8-climate-carbon-emission-targets>
- 44** BBC (2009). Copenhagen climate deal meets qualified UN welcome <http://news.bbc.co.uk/2/hi/8422133.stm>
- 45** Guardian (2008). Cost of tackling global climate change has doubled, warns Stern. <http://www.guardian.co.uk/environment/2008/jun/26/climatechange.scienceofclimatechange>
- 46** Reuters (2009). Cost of extra year's climate inaction \$500 billion: IEA. <http://www.reuters.com/article/2009/11/10/us-iea-climate-idUSTRE5A91U420091110>
- 47** Pressreleasepoint (2009). TckTckTck Delivers the hopes of more than 10 million people for a FAB deal. <http://www.pressreleasepoint.com/tckctck-delivers-hopes-more-than-10-million-people-fab-deal>
- 48** Guardian (2010). Copenhagen pledges fall short of 2C target, says UN climate chief. <http://www.guardian.co.uk/environment/2010/feb/02/climate-change-target-copenhagen-un>
- 49** Bloomberg (2011). Fossil-Fuel Subsidies May Rise to \$660 Billion, IEA Says. <http://www.bloomberg.com/news/2011-10-04/fossil-fuel-subsidies-may-rise-to-660-billion-iea-says-1-.html>
- 50** Goldenberg S (2009a). Op cit.
- 51** Special Eurobarometer 372. Op cit.
- 52** Goldenberg S (2009a). Op cit.
- 53** Chestney N (2011). Op cit.
- 54** See, for example, the case of over allocation of emission allowances in the EU, Sandbag (2011). Op cit.
- 55** See, for example, the weakened benchmarking system as a result of lobbying for the third phase of the EU's emission trading scheme. Climate Action Network (CAN) Europe (2010). Christmas comes early for Steel, cement and refineries in Europe, no emission reductions required. 17 December 2010. http://www.climnet.org/index.php?option=com_content&view=article&id=289:eu-ets-post-2012-benchmarks-approved-christmas-comes-early-for-steel-cement-and-refineries-in-europe-no-emission-reductions-required-until-2020&catid=273:eu-emission-trading-system&Itemid=285
- 56** See, for example, Leonard A (2011). 'Dick Cheney's Big Fracking Mess,' Salon. 27 June 2011. http://www.salon.com/technology/how_the_world_works/2011/06/27/hydrofracking_and_the_epa
- 57** Pell MB (2009). A Global Lack of Transparency. The Center for Public Integrity, 23 December 2009. http://www.publicintegrity.org/investigations/global_climate_change_lobby/databases/
- 58** Chari R & Murphy G (2007). Examining and Assessing the Regulation of Lobbyists in Canada, the USA, the EU institutions, and Germany: A Report for the Department of the Environment, Heritage and Local Government. University of Dublin. <http://www.environ.ie/en/Publications/LocalGovernment/Administration/FileDownload,14572,en.pdf>
- 59** Bash D (2011). Op cit.
- 60** Center for Responsive Politics. Op cit.
- 61** Ibid.
- 62** Lavelle M (2009). Op cit.
- 63** European Commission (2008). Shining a light on EU lawmaking. 23 June 2008. http://ec.europa.eu/news/justice/080623_1_en.htm
- 64** Phillips L (2011). Top EU institutions to use joint lobbyist register. EU Observer, 12 May 2011. <http://euobserver.com/18/32317>

References (continued)

- 65** Friends of the Earth Europe (2010). Lobbying in Brussels. How much do the top 50 companies spend? April 2010. http://www.foeeurope.org/corporates/pdf/Lobbying_in_Brussels_April2010.pdf
- 66** UK Public Affairs Council (UKPAC) (2010) <http://www.publicaffairscouncil.org.uk/>
- 67** Smith A (1776). The Wealth of Nations, Book I, Chapter X, Part II.
- 68** Eurofer (2010). Op cit; Kashiwagi A (2009). Op cit; Janda M (2011). Op cit; Goldenberg S (2009b). Op cit; Tait C (2010). Op cit.
- 69** Fahrenthold D (2009). Op cit; DeMelle B (2009). Op cit
- 70** Kyodo News Agency (2009). Denmark slams Keidanren 2020 emissions target, seeks 25% cut for Japan+. 18 May 2009.
- 71** Chatterjee S (2011). Rakuten to quit Keidanren over power industry deregulation - Nikkei. Reuters. 23 June 2011.
- 72** Greenpeace EU Unit (2011). Op cit.
- 73** Kashiwagi A (2009). Op cit.
- 74** Australian Trade and Industry Alliance (2011). Advertisement. Posted 23 July 2011. http://www.youtube.com/watch?v=yehT-m0TJMY&feature=channel_video_title
- 75** Jaeger CC et al (2011). Op cit.
- 76** Dunlap R & McCright A (2010). Climate Change Denial: Sources, Actors and Strategies. Pp. 240-259 in Constance Lever-Tracy (ed.), Routledge Handbook of Climate Change and Society. London: Routledge.
- 77** Zabarenko D (2011). Al Gore: climate science "reality" versus Republicans. Reuters. 14 September 2011.
- 78** Lord M (2000). 'Constituency-based Lobbying as Corporate Political Strategy: Testing an Agency Theory Perspective. Business and Politics: Vol. 2: Iss. 3, Article 2.
- 79** Ibid.
- 80** Milyo J, Primo D & Groseclose T (2000). Corporate PAC Campaign Contributions in Perspective. Business and Politics 2(1):75-88.
- 81** Liptak A (2010). Justices, 5-4, Reject Corporate Spending Limit. The New York Times. 21 January 2010. <http://www.nytimes.com/2010/01/22/us/politics/22scotus.html>
- 82** 350.org (2011). Op cit.
- 83** Transparency International (2011). Cabs for Hire? fixing the revolving door between government and business. May 2011.
- 84** Ibid, p.3
- 85** AFX News (2006). Former German Chancellor Schröder defends decision to serve on NEGP board. <http://www.finanznachrichten.de/nachrichten-2006-04/6225464-former-german-chancellor-shroeder-defends-decision-to-serve-on-negp-board-020.htm>, Accessed 4 October, 2011
- 86** Revkin A (2005). Bush Aide Softened Greenhouse Gas Links to Global Warming. The New York Times. 8 June 2005.
- 87** Ibid.
- 88** Adetunji J (2011). Green energy policies 'unconvincing,' says leaked No10 analysis. The Guardian, 5 September 2011. <http://www.guardian.co.uk/environment/2011/sep/05/green-energy-policies-household-fuel>
- 89** Special Eurobarometer 372. Op cit.
- 90** Annenberg Public Policy Center, Project Factcheck.org (2009). 'Climategate' Hacked e-mails show climate scientists in a bad light but don't change scientific consensus on global warming. 22 December 2009. <http://www.factcheck.org/2009/12/climategate/>
- 91** European Union (2010). Op cit.
- 92** Jaeger CC et al (2011). Op cit.
- 93** European Commission, Climate Action (2010). Impacts of the move to 30% EU greenhouse gas emissions cut. 26 March 2010. http://ec.europa.eu/clima/news/articles/news_2010052602_en.htm
- 94** These include France, Germany, UK, Denmark, Spain, Portugal, Greece, Sweden. See: Huhne C, Röttgen N & Borloo J-L (2010). Europe needs to reduce emissions by 30%. Financial Times, 14 July 2010. <http://www.ft.com/cms/s/0/08538a04-8f78-11df-8df0-00144feab49a.html#axzz1ZzNmubhD>
AFP (2011). European Ministers call for bolder climate emissions cut. EUbusiness, 14 March 2011. <http://www.eubusiness.com/news-eu/environment-climate.92e>
Harvey F (2011a). Chris Huhne gets European support to toughen EU climate targets. The Guardian. 13 March 2011. <http://www.guardian.co.uk/politics/2011/mar/13/chris-huhne-eu-climate-targets>
- 95** BusinessEurope (2010). Climate change can only be tackled globally. Press release. 19 October 2010. http://noah.dk/wp-content/uploads/2011/05/BusinessEurope_for_20_pct_only.pdf
- 96** Communication from the Commission to the European Parliament, the Council, the European Economic and Social Committee and the Committee of the Regions - A Roadmap for moving to a competitive low carbon economy in 2050. 8 March 2011. <http://eur-lex.europa.eu/LexUriServ/LexUriServ.do?uri=CELEX:52011DC0112:EN:NOT>
- 97** Ibid, p.55
- 98** Council of the European Union (2011). Commission Communication on a Roadmap for moving to a competitive low carbon economy in 2050-Presidency Conclusions. 22 June 2011. <http://register.consilium.europa.eu/pdf/en/11/st11/st11964.en11.pdf>
- 99** BBC News Europe (2011). UK says Poland blocked EU deal on CO₂ emissions. 22 June 2011 <http://www.bbc.co.uk/news/world-europe-13872825>
Clark P (2011). Poland blocks Brussels' effort on emission targets. Financial Times. 21 June 2011. <http://www.ft.com/cms/s/0/c633d912-9c3c-11e0-acbc-00144feabdc0.html#axzz1Zu6xXF4y>
- 100** European Commission, Energy (2011). Energy Efficiency Directive. 22 June 2011. http://ec.europa.eu/energy/efficiency/eed/eed_en.htm
- 101** BusinessEurope (2011a). Position Paper, Comments on the Energy Efficiency Plan 2011. 13 April 2011.
- 102** Quotes below from Euractiv (2011). Brussels slaps opt-outs on efficiency plan. 23 June 2011 - Updated 24 June 2011. <http://www.euractiv.com/energy-efficiency/brussels-slaps-opt-outs-efficiency-plan-news-505877> "We were shocked by the lack of ambition in the Commission's proposal. [...] Europe is already walking on thin, melting ice, yet the European Commission proposes a Directive that experts already consider as a failure. Even the 3% binding renovation target for public buildings was watered-down. The Commission only opting to renovate buildings to minimum standards instead of deep renovation will lead to a significant untapped savings potential whilst at the same time lead to higher costs for public authorities in the future," commented Rick Wilberforce, president of EuroACE, which represents companies working on energy efficiency in the buildings sector.
- 60 Who's holding us back?** How carbon-intensive industry is preventing effective climate legislation

- 103** Draft Communication available to Greenpeace International
- 104** Communication from the Commission to the European Parliament, the Council, the European Economic and Social Committee and the Committee of the Regions. Op cit, p. 14
- 105** Alliance for a Competitive European Industry (ACEI) (2010). A letter to the presidents of the European Council, Commission and the Parliament. 21 January 2010. <http://www.eurofer.org/index.php/eng/content/download/8541/44459/file/2010-01-21ACEIOpenLetter.PDF>
- 106** Eurofer (2010). European manufacturing industry united against -30% climate change objective. Open letter to the presidents of the European Council, European Parliament and European Commission. 21 January 2010. <http://www.eurofer.org/index.php/eng/News-Publications/Press-Releases/European-manufacturing-industry-united-against-30-climate-change-objective>
- 107** Communication from the Commission to the European Parliament, the Council, the European Economic and Social Committee and the Committee of the Regions. Analysis of options to move beyond 20% greenhouse gas emission reductions and assessing the risk of carbon leakage (SEC(2010) 650). 26 May 2010. <http://eur-lex.europa.eu/LexUriServ/LexUriServ.do?uri=CELEX:52010DC0265:EN:NOT>
European Commission: Climate change: Questions and answers on the Communication Analysis of options to move beyond 20% greenhouse gas emission reductions and assessing the risk of carbon. 26 May 2010. <http://europa.eu/rapid/pressReleasesAction.do?reference=MEMO/10/215>
- 108** Capaldo F (2011). EU should avoid gas-emissions targets of more than 20% - Cefic. ICIS.com. 10 March 2011. <http://www.icis.com/Articles/2011/03/10/9442455/eu-should-avoid-gas-emissions-targets-of-more-than-20-cefic.html>
- 109** BusinessEurope (2011b). Letter by Philippe de Buck to Commissioner Hedegaard, 4 March 2011, obtained by Corporate Europe Observatory through freedom of information regulations.
- 110** Buck also said: "The confiscation of allowances from the emissions trading system, as proposed by the roadmap, will have exactly the same effect as a unilateral move to 30%, this is unacceptable. We hope member states will not fall into this trap". <http://www.eurofer.org/index.php/eng/News-Publications/Press-Releases/Eurofer-EU-Low-Carbon-Roadmap-2050-unacceptable>
- 111** Corporate Europe Observatory (CEO) and Carbon Trade Watch (2011). Caught in the crosshairs: how industry lobbyists are gunning for EU climate targets. June 2011. p. 3.
- 112** Harvey F (2011b). Hopes of 30% cut in greenhouse emissions dashed. The Guardian. 10 February 2011. <http://www.guardian.co.uk/environment/2011/feb/10/hopes-greenhouse-emissions-cuts-dashed?INTCMP=SRCH>
- 113** Jaeger CC et al (2011). Op cit.
- 114** See, for example, BusinessEurope (2011c). Position Paper, Roadmap for moving to a competitive low carbon economy in 2050. 3 June 2011
- 115** Harvey F (2011a). Op cit.
- 116** Greenpeace EU Unit (2011). Op cit.
The Climate Group (2010). Businesses call for EU policy move to 30 percent emissions cuts by 2020. 13 October 2010. <http://www.theclimategroup.org/our-news/news/2010/10/13/businesses-call-for-eu-policy-move-to-30-percent-emissions-cuts-by-2020/>
- 117** The Climate Group (2009). The Effects of EU Climate Legislation on Business Competitiveness. 17 September 2009. <http://www.theclimategroup.org/publications/2009/9/17/the-effects-of-eu-climate-legislation-on-business-competitiveness/>
- A 2008 report by research organisation Climate Strategies and the University of Cambridge assessed the impact of higher reduction targets on 159 industry sectors covered by the EU emissions trading scheme (ETS) and concluded that only 23 sectors could experience a 'non-negligible' cost impact (meaning costs above 1% of total production costs). The exposure of these sectors to trade with non-EU countries is generally low, so the chances of relocation are even smaller (<http://www.climatestrategies.org/component/reports/category/6/29.html>). These findings are confirmed by research undertaken by the Öko-Institut, which examined industry in Germany (<http://tinyurl.com/6j7po52>), and a research project by research company CE Delft that examined industries in the Netherlands (http://www.ce.nl/art/uploads/file/08_7592_31.pdf).
- 118** European Commission: Climate change: Questions and answers on the Communication Analysis of options to move beyond 20% greenhouse gas emission reductions and assessing the risk of carbon. 26 May 2010 leakage. <http://europa.eu/rapid/pressReleasesAction.do?reference=MEMO/10/215>
- 119** Eurofer (2011). Open letter of the EU steel industry. 20 May 2011. <http://www.eurofer.org/index.php/eng/News-Publications/Press-Releases/Open-letter-of-the-EU-steel-industry>
- 120** Macalister T (2011). Construction slump and carbon costs blamed for 1,500 steel job losses. The Guardian. 20 May 2011. <http://www.guardian.co.uk/business/2011/may/20/tata-steel-job-losses-yorkshire-teesside>
- 121** EurActiv (2010). EU court dismisses Arcelor challenge against ETS. 3 March 2010. <http://www.euractiv.com/en/climate-environment/eu-court-dismisses-arcelor-challenge-against-ets-news-301199>
- 122** Öko-Institut (2011). Zusatzträge von ausgewählten deutschen Unternehmen und Branchen im Rahmen des EU-Emissionshandelssystems. Analyse für den Zeitraum 2005-2012. Untersuchung im Auftrag der Umweltstiftung WWF Deutschland. May 2011.
- 123** Point Carbon (2011). ArcelorMittal books \$140m profit from EUA sales. 8 February 2011. <http://www.pointcarbon.com/1.1504239>
- 124** Spiegel Online International (2007). Interview with BASF CEO Jürgen Hambrecht 'I Have a Problem with the Term Climate Change'. 27 June 2007. <http://www.spiegel.de/international/business/0,1518,491075-2,00.html>
- 125** Ibid.
- 126** Ibid.
- 127** In Spring 2011 he was also a member of Merkel's Ethics Commission for a secure energy provision, which worked on recommendations for a nuclear phase out. See: Ethik-Kommission Sichere Energieversorgung (2011). Deutschlands Energiewende - Ein Gemeinschaftswerk für die Zukunft. 30 May 2011. http://www.bundesregierung.de/Content/DE/___Anlagen/2011/05/2011-05-30-abschlussbericht-ethikkommission.property=publicationFile.pdf
- 128** Roßbach H, Koch B & Knop C (2010). 40 Manager greifen Röttgens Politik an. Frankfurter Allgemeine. 21 August 2010. <http://www.faz.net/artikel/S31151/energiepolitischer-appell-40-manager-greifen-roettgens-politik-an-30014731.html>
- 129** Wintershall (2010). Our recipe for success. No date, accessed 6 October 2011. <http://www.wintershall.com/unternehmen.html?L=0>
- 130** Climate Action Network (2010). Think globally, sabotage locally. How and why European companies are funding climate change deniers and anti-climate legislation voices in the 2010 US Senate race. October 2010 <http://image.guardian.co.uk/sys-files/Guardian/documents/2010/10/24/climate.pdf>

References (continued)

- 131** Stern (2010). Bayer, BASF und Eon Deutsche Spenden für US-Klimaschutzgegner. 26 October 2010. <http://www.stern.de/wirtschaft/news/bayer-basf-und-eon-deutsche-spenden-fuer-us-klimaschutzgegner-1617556.html>
- 132** Climate Action Network (2010), op cit.
- 133** Ludwig T & Stratmann K (2010). EU-Klimaziele schockieren die Wirtschaft. Handelsblatt. 9 May 2010. <http://www.handelsblatt.com/politik/deutschland/eu-klimaziele-schockieren-die-wirtschaft/3440166.html>, English translation available at <http://www.thegwpf.org/international-news/988-eu-climate-targets-alarm-industry-.html>
- 134** Sandbag (2011). Op cit.
- 135** ArcelorMittal. About Management, Board of Directors. No date, accessed 6 October 2011. <http://www.arcelormittal.com/index.php?lang=en&page=241>
- 136** Reay C (2011). Is Luxembourg stalling against climate change? News 3 5 2. 26 May 2011. <http://hello.news352.lu/edito-116547-is-luxembourg-stalling-against-climate-change.html>
- 137** ArcelorMittal. About Management, Board of Directors. No date, accessed 6 October 2011. <http://www.arcelormittal.com/index.php?lang=en&page=241>
Board Member Bruno Lafont: Chairman and CEO of Lafarge, member of Board of Directors of EdF. Board Member Suzanne Nimocks: Board Member of three companies from the oil and gas sector; Chairman of the Environmental Policy Committee of the Greater Houston Partnership (pro oil and gas drilling in Texas, support for pipeline which delivers crude oil from Canadian oil sands and mid-US) <http://www.houston.org/pdf/resolutions/2011/Signed%20Resolution%20in%20Support%20of%20Keystone%20XL%20BOARD.pdf>
- 138** Salgado I (2011). Carbon tax will hamper job plans, say mines. Independent Online. 8 April 2011 <http://www.iol.co.za/business/business-news/carbon-tax-will-hamper-job-plans-say-mines-1.1054069?ot=inmsa.ArticlePrintPageLayout.ot>
- 139** US Department of Energy / Energy Information Agency (2011). Emissions of Greenhouse Gases in the United States, 2009. March 2011. http://www.eia.gov/environment/emissions/ghg_report
- 140** Climate Action Tracker. Individual country assessment. No date, accessed 6 October 2010. <http://climateactiontracker.org/country.php>
- 141** UNFCCC (2009). Copenhagen Accord. http://unfccc.int/documentation/documents/advanced_search/items/3594.php?rec=j&prifef=600005735#beg
- 142** Data on emissions levels are taken from two sources : International Energy Agency (2011). Key World Energy Statistics 2010 at: www.iea.org/textbase/nppdf/free/2010/key_stats_2010.pdf; and World Energy Council (2010). Energy Efficiency Indicators. World Energy Council. 12 August 2010. http://www.worldenergy.org/publications/energy_efficiency_policies_around_the_world_review_and_evaluation/1230.asp
- 143** Environmental and Energy Study Institute (2009). State Actions on Climate Change: A Focus on How Our Communities Grow. October 2009. http://www.eesi.org/100709_state_plans_factsheet
- 144** Pooley E (2010). In Wreckage of Climate Bill, Some Clues for Moving Forward. Yale Environment 360. 29 July 2010. <http://e360.yale.edu/content/feature.msp?id=2299>
- 145** Meckler L & Weisman J (2010). Obama to Reopen Oil Drilling: New Rules on Shallow-Water Exploration Expected as Economic Woes Mount. The Wall Street Journal. 8 June 2010. <http://online.wsj.com/article/SB10001424052748703303904575292210472764880.html>
- 146** Pasternak J (2010). Nuclear energy lobby working hard to win support. Investigative Reporting Workshop/McClatchy Newspapers. 24 January 2010. <http://investigativereportingworkshop.org/investigations/nuclear-energy-lobbying-push/story/nuclear-energy-working-hard-win-support/>
- 147** White House Office of the Press Secretary. Presidential Memorandum - A Comprehensive Federal Strategy on Carbon Capture and Storage. 3 February 2010.
- 148** Gonzalez G (2010). US clean energy targets to include coal and nuclear power. Oilprice.com. 21 December 2010.
- 149** Hertzberg H (2011). Cooling on Warming. The New Yorker. 7 February 2011.
- 150** Greenpeace International (2010). Dealing in Doubt: The Climate Denial Industry and Climate Science. A Brief History of Attacks on Climate Science, Climate Scientists and the IPCC. 24 March 2010.
- 151** REN21. 2011. Renewables 2011 Global Status Report. (Paris: REN21 Secretariat), p. 18 http://www.ren21.net/Portals/97/documents/GSR/REN21_GSR2011.pdf
- 152** http://articles.cnn.com/2011-01-26/politics/white.house.tour_1_clean-energy-union-speech-president-barack-obama?_s=PM:POLITICS
- 153** US Department of the Interior / Energy Information Agency. Annual Energy Outlook 2011 with projections to 2035. DOE/EIA-0383(2011). April 2011. [http://www.eia.gov/forecasts/aeo/pdf/0383\(2011\).pdf](http://www.eia.gov/forecasts/aeo/pdf/0383(2011).pdf)
- 154** Wolf R (2011). Obama to congressional leaders: end oil subsidies. USA Today. 26 April 2011.
- 155** Greenpeace USA (2002). Denial and Deception: A Chronicle of ExxonMobil's Efforts to Corrupt the Debate on Global Warming. 13 May 2002. <http://www.greenpeace.org/usa/Global/usa/binaries/2007/5/leaked-api-comms-plan-1998.pdf>
- 156** For well-documented background on and quotes from David Ratcliff of Southern Company, see PolluterWatch. Polluter #14, David Ratcliff. No date, accessed 6 October 2011. <http://www.polluterwatch.com/david-ratcliffe>
- 157** Union of Concerned Scientists (2010). Global Warming Skeptic Organizations. 20 November 2010. http://www.ucsusa.org/global_warming/science_and_impacts/global_warming_contrarians/global-warming-skeptic.html
- 158** Bloomberg Businessweek (2007). 'Coal? Yes, Coal. Never mind global warming. Peabody Energy CEO Gregory Boyce is betting big on the dirty fuel's durability.' 7 May 2007.
- 159** Greenpeace USA (2011a). Koch Industries: Still Fueling Climate Denial. April 2011. <http://www.greenpeace.org/usa/Global/usa/planet3/publications/gwe/Koch-Ind-Still-Fueling-Climate-Denial.pdf>
CERES. Member Directory. No date, accessed 6 October 2011. <http://www.ceres.org/bicep/about/member-directory>
Oil Change International (2011). US Congress: Awash with Dirty Energy Money. 15 April 2011. <http://priceofoil.org/wp-content/uploads/2011/04/DEM-Key-Findings-4-15-11.pdf>
- 160** Greenpeace USA (2009). Greenpeace Emergency Response Unit Declares the US Chamber of Commerce a Climate Crime Scene. 17 December 2009. <http://www.greenpeace.org/usa/en/media-center/news-releases/greenpeace-emergency-response/>
- 161** Voorhees J (2010). Chamber: Worry about energy regulations, kids. Politico. 19 October 2010. <http://www.politico.com/news/stories/1010/43844.html#ixzz14oxFHwth>
- 162** Fahrenthold D (2009). Op cit; DeMelle B (2009). Op cit.

- 163** USCAP. Home Page. No date, accessed 6 October 2011. <http://www.us-cap.org/>
- 164** See, for example, Associated Press (2011). Duke Energy spent \$1.7 million lobbying in 2Q. 29 September 2011. <http://www.businessweek.com/ap/financialnews/D9Q2A1C00.htm>
- 165** American Petroleum Institute (2009). API issues statement on Kerry-Boxer climate bill. 30 September 2009. <http://www.api.org/Newsroom/kerry-boxer-bill.cfm>
- 166** Mufson S (2010). ConocoPhillips, BP and Caterpillar quit USCAP. The Washington Post. 17 February 2010. <http://www.washingtonpost.com/wp-dyn/content/article/2010/02/16/AR2010021605543.html>
- 167** American Petroleum Institute (2011a). Members. No date, accessed 6 October 2011. <http://www.api.org/resources/members/#F>
- 168** Greenpeace USA (2011b). Case Study: Dr. Willie Soon, a Career Fueled by Big Oil and Coal. No date, accessed 6 October 2011. <http://www.greenpeace.org/usa/en/campaigns/global-warming-and-energy/polluterwatch/koch-industries/CASE-STUDY-Dr-Willie-Soon-a-Career-Fueled-by-Big-Oil-and-Coal/>
- 169** Pickard J & K Mackenzie (2009). Oil industry split on climate law protests. Financial Times. 14 August 2009.
- 170** American Petroleum Institute (2011b). API ads. No date, accessed 6 October 2011. <http://www.api.org/aboutapi/ads/>
- 171** Koch Industries (2011). Industry Areas. No date, accessed 6 October 2011. <http://www.kochind.com/>
- 172** Forbes.com. Profiles of Charles and David Koch. <http://www.forbes.com/profile/david-koch/> and <http://www.forbes.com/profile/charles-koch/>. No date, accessed 30 September 2011.
- 173** Loder A & Evans D (2011). 'Koch Brothers Flout Law Getting Richer with Iran Sales.' Bloomberg Markets Magazine. 3 October 2011. <http://www.bloomberg.com/news/2011-10-02/koch-brothers-flout-law-getting-richer-with-secret-iran-sales.html>
- Graves, L. and J. Howard. 2011. Koch-owned Georgia Pacific plant linked to high cancer rates, film alleges. The Huffington Post. 13 October 2011.
- 174** Feldman S (2011). Koch company declared 'substantial interest' in Keystone XL pipeline. The Guardian. 5 October 2011. <http://www.guardian.co.uk/environment/2011/oct/05/koch-keystone-xl-pipeline>
- 175** Guarino M (2011). Hundreds arrested protesting oil pipeline. The Christian Science Monitor. 3 September 2011. <http://www.csmonitor.com/USA/2011/0903/Hundreds-arrested-protesting-Keystone-XL-oil-pipeline>
- 176** Loder A & Evan D (2011). Op cit.
- 177** Ibid.
- 178** Greenpeace USA (2011a). Op cit
- 179** Ibid.
- 180** Sonmez F (2010). 'Who is "Americans for Prosperity?"' The Washington Post. 26 August 2010.
- 181** Huffington Post (2011). 'House Energy Committee Chairman Fred Upton Denies Human Role in Climate Change.' 8 February 2011.
- 182** Think Progress (2011). House TRAIN Act threatens to derail Clean Air Act. 21 September 2011. <http://thinkprogress.org/green/2011/09/21/324832/houses-train-act-threatens-to-derail-clean-air/>
- 183** The episode is fully described and documented by Greenpeace. Case Study: Koch Industries Backs California Proposition 23. No date, accessed 30 September 2011. <http://www.greenpeace.org/usa/en/campaigns/global-warming-and-energy/polluterwatch/koch-industries/CASE-STUDY-Koch-Industries-Backs-California-Proposition-23/>.
- 184** California Office of the Secretary of State. Campaign Finance: YES ON 23, CALIFORNIA JOBS INITIATIVE, A COALITION OF TAXPAYERS, EMPLOYERS, FOOD PRODUCERS, ENERGY, TRANSPORTATION AND FORESTRY COMPANIES. No date, accessed 6 October 2011. <http://cal-access.ss.ca.gov/Campaign/Committees/Detail.aspx?id=1323890&session=2009&view=received>
- 185** Daysog R (2010). Economic study funded by Prop. 23 backers questioned. The Sacramento Bee. 24 October 2010. <http://www.istockanalyst.com/article/viewiStockNews/articleid/4606718>
- 186** The episode is fully described and documented by Greenpeace. Case Study: Koch Front Groups Attack RGGI – the Northeast Regional Greenhouse Gas Initiative. No date, accessed 30 September 2011. <http://www.greenpeace.org/usa/en/campaigns/global-warming-and-energy/polluterwatch/koch-industries/CASE-STUDY-Koch-Front-Groups-Attack-RGGI--the-Northeast-Regional-Greenhouse-Gas-Initiative/>.
- 187** Mooney K (2010). A Capper for Christie? The American Spectator. 28 September 2010. <http://spectator.org/archives/2010/09/28/a-capper-for-christie>
- 188** The Times Union (2010). Hot Air, NY. 16 September 2010.
- 189** Nearing B (2010). Protest, profit from the same hands? The Times Union. 11 September 2010.
- 190** Friedman B (2010). Inside the Koch Brothers' Secret Seminar. Mother Jones. 6 September 2011.
- 191** For a complete and fully referenced study of the issue, see Greenpeace. Case Study: The Kochtopus Media Network. No date, accessed 30 September 2011. <http://www.greenpeace.org/usa/en/campaigns/global-warming-and-energy/polluterwatch/koch-industries/CASE-STUDY-The-Kochtopus-Media-Network/>.
- 192** Boden T, Marland G & Andres B (2008). Ranking of the world's countries by 2008 total CO₂ emissions. Carbon Dioxide Information Analysis Center, Oak Ridge National Laboratory. <http://cdiac.ornl.gov/trends/emis/top2008.tot>
- 193** International Energy Agency (IEA) (2011). Key World Energy Statistics 2011. p.56 http://www.iea.org/textbase/nppdf/free/2011/key_world_energy_stats.pdf
- 194** Carbon Disclosure Project (2010). Op cit. However, the document does not clarify whether this includes Eskom's methane emissions which are unreported. If not, then the percentage would indeed increase to more than 50%.
- 195** Energy Intensive Users Group of Southern Africa (EIUG) (2011). Op cit.
- 196** United Nations Framework Convention on Climate Change (UNFCCC) (2011). Compilation of information on nationally appropriate mitigation actions to be implemented by Parties not included in Annex I to the Convention. FCCC/AWGLCA/2011/INF.1. 18 March 2011. p.43 http://unfccc.int/documentation/documents/advanced_search/items/3594.php?rec=j&preref=600006178FCCC/AWGLCA/2011/INF.1
- 197** Edkins M, Marquard A & Winkler H (2010). South Africa's renewable energy policy roadmaps. June 2010. http://www.erc.uct.ac.za/Research/publications/10Edkinesetal-Renewables_roadmaps.pdf


References (continued)

- 198** Ibid. p.1
- 199** Ibid. p.ii
- 200** Republic of South Africa, Department of Energy (2011). Integrated Resource Plan for Electricity 2010-2030. 25 March 2011. http://www.energy.gov.za/IRP/irp%20files/IRP2010_2030_Final_Report_20110325.pdf
- 201** Necsa (2011). Op cit.
- 202** Republic of South Africa, National Treasury Department (2011). Reducing Greenhouse Gas Emissions, Pricing Carbon - The Carbon Tax Option. March 2011. p.48
<http://www.treasury.gov.za/divisions/tfsie/tax/CarbonTaxWorkshop/National%20Treasury%20Carbon%20Tax%20Discussion%20Paper%20Presentation.pdf>
- 203** Ibid. p.53
- 204** Gosling M (2011). Energy Investors blown away by law. Cape Times. 28 June 2011.
<http://www.iol.co.za/capetimes/energy-investors-blown-away-by-law-1.1090034>
- 205** Industrial Wind Action Group (2011). Wind farm developers face new risk under 'Rebid' model. 12 August 2011.
<http://www.windaction.org/news/32736>
- 206** Eskom (2011a). Integrated Report 2011. Letter from the Chief Executive, p.61
http://financialresults.co.za/2011/eskom_ar2011/leader_ceo03.php
- 207** Eskom (2010). Climate Change and Sustainability Department, Eskom's 6 point plan
http://www.eskom.co.za/content/GI0004_6_POINT_PLAN-2-1.pdf
- 208** Eskom (2011). Op cit. p.324
- 209** Eskom (2006). Annual Report 2006. p.74
- 210** Eskom (2007). Annual report 2007.
- 211** Fine B & Rustomjee Z (1996). The Political Economy of South Africa: From Minerals-Energy Complex to Industrialisation. Westview Press, Boulder, CO.
- 212** Republic of South Africa, Department of Energy (2010). South African Energy Synopsis 2010. p.52 and p.66 http://www.energy.gov.za/files/media/explained/2010/South_African_Energy_Synopsis_2010.pdf
- 213** Ibid.
- 214** See Eskom Annual Reports, 2001-2009
- 215** Koen M & Bahadur A (2010). Eskom: Business as Usual in Africa.
http://somo.nl/publications-en/Publication_3603/at_download/fullfile
- 216** Ibid. p.79
- 217** Eskom (2011b). Annual Report 2011. Group Services division
- 218** Eskom (2011b). Op cit. Purpose, values and strategic objectives
http://financialresults.co.za/2011/eskom_ar2011/profile_purpose.php
- 219** See for example a letter from the President Hanlie Liebenberg-Enslin of the National Association for Clean Air (NACA) describing Eskom's participation in NACA and its feeding into regulatory processes. 12 May 2009.
http://www.financialresults.co.za/eskom_ar2009/additional_info/037.htm
- 220** Earth Life Africa (2011). Op cit
- 221** IOL (2011). SA Defends Climate Team. IOL, 21 June 2011.
<http://www.iol.co.za/scitech/science/environment/sa-defends-climate-team-1.1086027>
Eskom was part of the negotiation delegation at the previous two COP processes and along with the National business initiative representing other large industrial concerns is again part of the delegation for the Durban COP 17 meeting. Eskom itself states, "As part of the South African delegation to the international climate change talks, Eskom plays an advisory role to ensure the appropriate development of the future climate change regime taking into consideration growth, security of energy supply and the energy needs of South Africa, the Southern Africa region and Africa as a whole" Eskom Annual Report (2011). Group Services division.
- 222** Sheree Bega (2011). Poor People at the Frontline of Climate Change. IOL. 21 September 2011.
<http://www.iol.co.za/saturday-star/poor-people-at-the-frontline-of-climate-change-1.1142141?showComments=true>
- 223** Senior executives from various business sectors have established a platform that enables them a consolidated business voice to help shape the country's response to climate change. See also Buthelezi J (2011). Business gets climate savvy. National Business Initiative, 16 August 2011. <http://www.nbi.org.za/Pages/Publication-Details.aspx?NBIweb=e586ac5b-bcad-49be-ba41-81b0f1fa2ba3&NBllist=64654bc6-d34d-4582-999b-0778898cb878&NBItem=30>
- 224** Smit P (2010). Eskom's Dames appointed to WBCSD executive committee. Polity. 8 December 2010.
<http://www.polity.org.za/article/eskoms-dames-appointed-to-wbcds-executive-committee-2010-12-08>
- 225** Corporate Europe Observatory (CEO) (2011). From Cancún to Durban. February 2011.
http://www.solon.org.gr/downloads/wbcds_climate_lobby.pdf
- 226** Energy Intensive Users Group of Southern Africa (EIUG) (2011). Op cit.
- 227** Creamer T (2011). Eskom warns it will pass on full carbon tax effect to consumers. Polity. 27 June 2011.
<http://www.polity.org.za/article/eskom-warns-it-will-pass-on-full-carbon-tax-effect-to-consumers-2011-06-27>
- 228** Groenewald Y (2011). Mail and Guardian.
- 229** Ibid.
- 230** The Industry Task Team on Climate Change (2011). A Response by The Industry Task Team on Climate Change to National Treasury's Carbon Tax Discussion Paper. 28 February 2011. p.10
<http://www.eiug.org.za/publications/comment-papers/ITTCC%20Carbon%20Tax%20Submission%20Final%20v2.2.pdf>
- 231** Massola J (2011). Labor rejects coal industry plea for exclusion from carbon tax and warnings of disadvantage. The Australian. 8 June 2011.
<http://www.theaustralian.com.au/national-affairs/climate/carbon-tax-on-coal-is-ahead-of-world-research/story-e6frg6xf-1226071595514>
Australian Coal Association (2011). Letter to the Minister for Climate Change and Energy Efficiency. 22 August 2011. http://www.australiancoal.com.au/resources.ashx/Announcements/59/DocumentFile/A08282E063DBE7065219884A72C91746/ACA_submission_ED_Legislation_20.8.11-7.pdf
- 232** CBC News (2007). Government Can't Comply With Kyoto Law: PM. 22 June 2007.
<http://www.cbc.ca/news/canada/story/2007/06/22/harper-kyoto.html>
- 233** Emissions and trends data for Canada were derived using a variety of sources:
(a) Climate Analysis Indicators Tool version 8.0 (2011). cait.wri.org
(b) International Energy Agency (2011). Key World Energy Statistics 2010. [iea.org/textbase/nppdf/free/2010/key_stats_2010.pdf](http://www.iea.org/textbase/nppdf/free/2010/key_stats_2010.pdf)
(c) Energy Efficiency Indicators. World Energy Council (2010).

- worldenergy.org/publications/energy_efficiency_policies_around_the_world_review_and_evaluation/1230.asp
- (d) FCCC/KP/CMP/2010/5/Add.1 (05.11.2010)
- (e) www.climateactiontracker.org
- (f) Government of Canada (2011). Canada's Greenhouse Gas Target and Emissions Projections. Government of Canada. January 2011. <http://climatechange.gc.ca/default.asp?lang=En&n=DC025A76-1>
- 234** 1990-2009 National Inventory Report Greenhouse Gas Sources and Sinks in Canada
- 235** UNFCCC: Appendix I - Quantified economy-wide emissions targets for 2020 http://unfccc.int/meetings/cop_15/copenhagen_accord/items/5264.php
- 236** UNFCCC (2011). Compilation of economy-wide emission reduction targets to be implemented by Parties included in Annex I to the Convention <http://unfccc.int/resource/docs/2011/sb/eng/inf01r01.pdf>
- 237** Climate Action Tracker. Detailed Information on individual country pledges for GHG emission reductions. <http://www.climateactiontracker.org/country.php?id=3060>
- 238** The 65 MT number is on page 11 and fact this is only 25% of target is on page 12 of Environment Canada, Canada's Emissions Trend (July 2011), available at <http://www.ec.gc.ca/Publications/E197D5E7-1AE3-4A06-B4FC-CB74EAAA60F/CanadasEmissionsTrends.pdf>
- 239** Droitsch D, Huot M & Partington PJ (2010). Canadian Oil Sands and Greenhouse Gas Emissions. The Facts in Perspective. August 2010. <http://www.pembina.org/pub/2057>
- 240** <http://www.vancouversun.com/business/Oilsands+emissions+data+left+report/4861017/story.html>
- 241** Environment Canada (2010). National Inventory Report 1990-2008: Greenhouse Gas Sources and Sinks in Canada. <http://www.ec.gc.ca/Publications/default.asp?lang=En&xml=492D914C-2EAB-47AB-A045-C62B2CDACC29>
- 242** De Souza M (2011a). Op cit; De Souza M (2011b). Op cit.
- 243** Demers C (2010). Leaked government document says Canada should end fossil fuel subsidies. Pembina Institute. 26 May 2010. <http://www.pembina.org/blog/339>
- Canadian Press (2007). Report calls on Ottawa to end oils sands subsidies. 2 March 2007. http://www.ctv.ca/CTVNews/Canada/20070302/oil_sands_070302/G20_Initiative_on_Rationalising_and_Phasing_Out_Inefficient_Fossil_Fuel_Subsidies_Implementation_Strategies_&_Timetables_-_Annex_2_pg.11
- Reuters (2009). Op cit.
- 244** Green Budget Coalition (2011). Green Budget Coalition Assessment of Budget 2011. 7 June 2011. [http://www.greenbudget.ca/pdf/GBC%20Assessment%20of%20Budget%202011%20-%20Final%20release%20\(June%207%20'11\).pdf](http://www.greenbudget.ca/pdf/GBC%20Assessment%20of%20Budget%202011%20-%20Final%20release%20(June%207%20'11).pdf)
- 245** Government of Canada, ecoACTION (2011). ecoENERGY for Renewable Power Program. 25 February 2011. <http://www.ecoaction.gc.ca/ecoenergy-ecoenergie/power-electricite/index-eng.cfm>
- 246** Galloway G (2011). Tory budget 'walks away' from renewable energy, environmentalist says. The Globe and Mail. 10 March 2010. <http://www.theglobeandmail.com/news/politics/budget/article1496915.ec>
- 247** De Souza M (2011c). Op cit.
- 248** Climate Action Network Canada (2011). The Tar Sands' Long Shadow: Canada's Campaign to Kill Climate Policies Outside Our Borders. <http://www.climateactionnetwork.ca/tar-sands/>
- 249** Ibid.
- 250** Alberta Venture Magazine (2011). 'Lorraine Mitchelmore, Shell Canada's new CEO, has a bold agenda for the energy giant.' Interview. 1 January 2011.
- 251** Canadian Association of Petroleum Producers (2011). Canadian energy strategy key to realizing Canada's energy potential. 19 July 2011. <http://www.capp.ca/aboutUs/mediaCentre/NewsReleases/Pages/Canadianenergystrategy.aspx#fe6B2GVxVOcZ>
- 252** Hughes D (2010). Canada's energy superpower delusion. 8 July 2010. <http://www.energybulletin.net/node/53422>
- 253** Demerse C (2011). Why the oilsands matter to climate policy in Canada. Pembina Institute. 5 August 2011. <http://www.pembina.org/blog/560>
- 254** Climate Action Network Canada (2011). Op cit.
- 255** Stockman L et al (2009)
- 256** Monbiot G (2009). Shell's subtle switch from renewables to the murky world of 'alternative' energy. 18 March 2009
- 257** Average greenhouse gas emissions for tar sands oil are estimated to be 3.2 to 4.5 times as intensive per barrel as for conventional crude oil produced in Canada or the United States. According to: Pembina Institute. OilSandsWatch.org (2011). Climate Impacts. No date, accessed 5th October 2011. <http://www.pembina.org/oil-sands/os101/climate>
- 258** Climate Action Network Canada (2010). New report reveals Canadian efforts to kill climate change policies in other countries. 22 November 2010. http://www.climateactionnetwork.ca/e/news/2010/release/index.php?WEBYEP_DI=66
- 259** Macalister T (2011). Canadian government accused of 'unprecedented' lobbying. The Guardian. 4 August 2011. <http://www.guardian.co.uk/environment/2011/aug/04/canada-tar-sands-lobbying>
- Climate Action Network Canada (2010). Op cit.
- 260** Canadian Association of Petroleum Producers. About Us. No date, accessed 20 September 2011. <http://www.capp.ca/aboutus/Pages/default.aspx#pndlrHGc15vG>.
- 261** Calgary Herald (2008). Shell boss to take reins of CAPP next month. 1 August 2008. <http://www.canada.com/calgaryherald/news/calgarybusiness/story.html?id=3bfc6960-73ed-498e-a3fb-72328d472848>
- 262** Canadian Association of Petroleum Producers (2009). Oil Sands: A solution to North America's growing energy demands? September 2009. <http://www.capp.ca/canadaIndustry/oilSands/Energy-Economy/energy/Pages/default.aspx#2XikLxudr5k2>
- 263** Marsden W (2009). 'Big Oil's relentless lobby. The Montreal Gazette. 4 December 2009.
- 264** Canadian Association of Petroleum Producers (2011). History of CAPP. Accessed 5 October 2011. <http://www.capp.ca/aboutUs/history/Pages/default.aspx#UMpea3Arh6Vk>
- 265** Meyer C (2011). Negative media coverage of oil sands top of mind for Harper government: Diplomatic Cables. Embassy Magazine. 28 April 2011.
- 266** Mullins N (2011). Carolina – Canada Connections. 8th June 2011. <http://www.nelsonmullins.com/newsletters/carolina-canada-connections-vol-3-no-17>
- 267** Geman Ben (2011). Canadian oil industry bolsters DC lobbying presence. The Hill. 18 July 2011.
- 268** Young L (2011). Canadian government, oil interests keep close watch on oil pipeline verdict. Sunlight Foundation Reporting Group. 26 August 2011.

- 269** Friends of the Earth Europe (2011). Canada's dirty lobby diary. Undermining the EU Fuel Quality Directive. July 2011.
- 270** De Souza M (2011c). Op cit.
- 271** Lukacs M (2011). Canada on Secret Oil Offensive: Documents Foreign ministry's tar sands team rebranding Alberta oil in Europe. The Dominion. 25 May 2011.
<http://www.dominionpaper.ca/articles/3991>
- 272** McDiarmid M (2011). Corporate sponsorship for energy meeting slammed. CBC News. 13 July 2011.
- 273** Taylor P (2009). 'Canada, Alberta Fund Shell's CCS Project for Oil Sands. The New York Times. 9 October 2009.
<http://www.nytimes.com/gwire/2009/10/09/09greenwire-canada-alberta-fund-shells-ccs-project-for-oil-85992.html>
- 274** Ibid.
- 275** Office of the Ethics Commissioner of Alberta (2011). Lobbyists Registration. 23 August 2011.
<http://www.lobbyistsact.ab.ca/LRS/RegistrationPublic.nsf/vwByRegNum/OL0066-20091127071130?OpenDocument>
- 276** Shell Canada. About Quest Carbon Capture and Storage. No date, accessed 5 October 2011.
http://www.shell.ca/home/content/can-en/aboutshell/our_business/business_in_canada/upstream/oil_sands/quest/
- 277** Wynn G (2010). Shell says opposes tougher EU carbon cut. Reuters. 11 October 2010.
<http://www.reuters.com/article/2010/10/11/us-climate-summit-shell-idUSTRE69A3EQ20101011>
- 278** Petroleum Association of Japan. Members of PAJ. No date, accessed 20 September 2011.
<http://www.paj.gr.jp/english/members/>
- 279** <http://www.jisf.or.jp/docs/101209kinkyuteigen.pdf>
- 280** Tait C (2011). Canada needs overall energy strategy, Shell says. The Globe and Mail. 21 March 2011.
- 281** Energy Policy Institute of Canada (2011). Governments Taking Right Steps Towards a National Energy Strategy. News Release. 19 July 2011.
- 282** University of Cambridge Sustainability Leadership Programme. EU CLG. Accessed 4 October 2011.
<http://www.cpsl.cam.ac.uk/Leaders-Groups/The-Prince-of-Wales-Corporate-Leaders-Group-on-Climate-Change/EU-CLG.aspx>
- 283** Kanter J (2007). Shell ordered to withdraw 'misleading' Dutch ad that made environmental claims. The New York Times. 5 July 2007.
<http://www.nytimes.com/2007/07/05/business/worldbusiness/05iht-shell.4.6515521.html>
- 284** Vidal J (2008). Shell rapped by ASA for 'greenwash' advert. The Guardian. 13 August 2008.
<http://www.guardian.co.uk/environment/2008/aug/13/corporatesocialresponsibility.fossilfuels>
- 285** Sierra Club of Canada (2010). Shell Canada's Disguised Advertising Techniques Can't Hide the Truth about the Tar Sands. 10 February 2010.
<http://www.sierraclub.ca/en/tar-sands/media/release/shell-canada%E2%80%99s-disguised-advertising-techniques-can%E2%80%99t-hide-truth-about-tar-s#Background>
- 286** Cancún Communiqué. Accessed 20 September 2011.
<http://www.Cancuncommuniqué.com/>
- 287** Ibid.
- 288** Taylor L (2011). A clean start. The Sydney Morning Herald, 11 July 2011.
<http://www.smh.com.au/environment/climate-change/a-clean-start-20110710-1h93w.html#ixzz1RkNxQGgj>
- 289** Garnaut Climate Change Review (2010). Chapter 7.
<http://www.garnautreview.org.au/chp7.htm>
- 290** The Sydney Morning Herald (2011b). A snip at \$22m to get rid of PM, 22 February 2011.
<http://www.smh.com.au/business/a-snip-at-22m-to-get-rid-of-pm-20110201-1acgj.html>
- 291** Australian Government, Multi Party Climate Change Committee
<http://www.climatechange.gov.au/government/initiatives/mpccc.aspx>
- 292** The Age (2011). Op cit
- 293** Resources Roadhouse (2011). Op cit.
- 294** The Australian (2011a). Op cit.
- 295** ABC News (2011a). Op cit; Sydney Morning Herald (2011a). Op cit.
- 296** Ibid.
- 297** Ibid.
- 298** The Telegraph (2011). Op cit.
- 299** ABC News (2011c). Former BHP chair renews carbon tax criticism. 5 September 2011
<http://www.abc.net.au/news/2011-09-05/argus-carbon-tax/2871936>
- 300** The Australian Trade and Industry Alliance. Op cit.
- 301** ABC News (2011b). Op cit; Manufacturers Monthly (2011a). Op cit.
- 302** Financial Times (2011). Op cit.
- 303** The Australian Trade and Industry Alliance.
<http://www.getcarbonpolicyright.com.au/the-facts.aspx>
- 304** Ibid.
- 305** See, e.g. <http://www.australiancoal.com.au/>
- 306** See, e.g., The Australian (2011b). Modelling by miners last call on carbon tax. 10 October 2011
<http://www.theaustralian.com.au/national-affairs/modelling-by-miners-last-call-on-carbon-tax/story-fn59niix-1226162500788>
The Australian (2011c). Carbon tax a dead weight, BHP chief tells British briefing. 26 August 2011
<http://www.theaustralian.com.au/national-affairs/climate/carbon-tax-a-dead-weight-bhp-chief-tells-british-briefing/story-e6frg6xf-1226122411529>
- 307** Bureau of Resources and Energy Economic, Resources and Energy Quarterly, September Quarter (2011). pp 29, 43
<http://www.bree.gov.au/publications/resources/index.html>
- 308** Australian Government. Support for the Australian steel industry.
<http://www.cleanenergyfuture.gov.au/support-for-the-australian-steel-industry/>
The Manufacturers Monthly (2011b). Steel industry winners under \$300 million carbon tax payout. 12 July 2011. <http://www.manmonthly.com.au/news/steel-industry-winners-under-300-million-carbon-t>
- 309** Dick Warburton, Manufacturing Australia, ABC Radio National, 10 October 2011 <http://www.abc.net.au/rn/breakfast/stories/2011/3335688.htm>
- 310** Australian Government (2011). Securing a Clean Energy Future: the Australian Government's Climate Change Plan, p. 13, figure 2.3, 2011; <http://www.cleanenergyfuture.gov.au/clean-energy-future/securing-a-clean-energy-future/>

- 311** The Australian (2011 d). BHP boss Marius Kloppers says the carbon tax will hit coal investment. 25 August 2011 <http://www.theaustralian.com.au/national-affairs/carbon-plan/sting-in-bhps-23bn-record-as-marius-kloppers-warns-of-wages-blowout/story-fn99tjf2-1226121785587>
- 312** Australian Government (2011). Op cit.
- 313** ibd at p. 134
- 314** Wood T & Edis T (2011). Pain of Carbon Protectionism, Grattan Institute. August 2011 <http://www.grattan.edu.au/programs/energy.php>
- 315** Speech at Lord Mayor's Luncheon, Mansion House, London, 10 November 1942
- 316** Business Green. 2011. UNFCCC backs businesses in Caring for Climate. 21 September 2011. <http://www.businessgreen.com/bg/news/2110592/unfccc-backs-businesses-caring-climate>
- 317** Corporate Europe Observatory (CEO). 2011. From Cancún to Durban: lobbying for a bigger role for big business. February 2011. http://www.solon.org.gr/downloads/wbcscd_climate_lobby.pdf
- 318** Links to materials for the Business Days in Poznan, Copenhagen, Cancún, and Bali can be found at the International Chamber of Commerce web site: <http://www.iccwbo.org/policy/environment/>,
- 319** The Copenhagen Communiqué. <http://www.copenhagencommuniqué.com/signatories>, The Cancún Communiqué. <http://www.Cancúncommuniqué.com/signatories>
- 320** Brown L (2000). Plan B Updates. Earth Policy Institute. 25 July 2000. http://www.earth-policy.org/plan_b_updates/2000/alert6
- 320** Ibid.
- 322** Pew Center on Global Climate Change. Business Environmental Leadership Council (BELC). No date, accessed 13 October 2011. <http://www.pewclimate.org/belc>
- 323** The Nature Conservancy. Working with companies, the International Leadership Council. No date, accessed 13 October 2011. <http://www.nature.org/aboutus/ourpartners/workingwithcompanies/internationalleadershipcouncil/index.htm>
- 324** US CAP. Home page. No date, accessed 13 October 2011. <http://www.us-cap.org/>
- 325** World Business Council for Sustainable Development (2010). Business gears up for Rio+20 conference - Chad Holliday to chair temporary business coalition. 29 October 2010. <http://www.wbcscd.org/plugins/DocSearch/details.asp?type=DocDet&ObjectId=Mzg4NzM>
- 326** WBCSD. About the WBCSD. No date, accessed 12 October 2011. <http://www.wbcscd.org/templates/TemplateWBCSD5/layout.asp?type=p&MenuId=NjA>
- 327** WBCSD. Energy & Climate. No date, accessed 12 October 2011.
- 328** WBCSD, Ecofys and Climate Focus. 2011. Private Sector and the UNFCCC Options for Institutional Engagement. 31 August 2011.
- 329** World Business Council for Sustainable Development. About the WBCSD. Op cit.
- 330** World Business Council for Sustainable Development. <http://www.wbcscd.org/templates/TemplateWBCSD4/layout.asp?type=p&MenuId=MzM5>
- 331** World Business Council for Sustainable Development. About the WBCSD. No date, accessed 6 October 2011. <http://www.wbcscd.org/templates/TemplateWBCSD4/layout.asp?type=p&MenuId=MzM5&doOpen=1&ClickMenu=LeftMenu>
- 332** World Business Council for Sustainable Development. About the WBCSD. No date, accessed 6 October 2011. <http://www.wbcscd.org/templates/TemplateWBCSD5/layout.asp?type=p&MenuId=MTc1MA&doOpen=1&ClickMenu=LeftMenu>
- 333** WBCSD, Ecofys and Climate Focus. 2011. Private Sector and the UNFCCC Options for Institutional Engagement. 31 August 2011.
- 334** The Intergovernmental Panel on Climate Change (IPCC) concluded in its 4th Assessment Report, published in 2007, that reaching the lowest range in concentration stabilisation levels assessed (445 to 490 ppm of CO₂-equivalent, leading in the long term to a temperature increase between 2 and 2.4°C) would require global CO₂ emissions to peak before 2015.



GREENPEACE

Greenpeace International
Ottho Heldringstraat 5
1066 AZ Amsterdam
The Netherlands

greenpeace.org

© 2015 Greenpeace International. The fossil fuel and carbon-intensive industry is preventing effective climate legislation.