



CITY

UNDERCOVER



Controls

BASIC

L BUTTON
police whistle

LEFT STICK
move

ZL/ZR BUTTON
cycle disguises



R BUTTON
take a screenshot (hold)

RIGHT STICK
look around

X BUTTON
enter vehicle
disguise wheel (hold)

A BUTTON
use object

B BUTTON
jump

Y BUTTON
punch
use weapon

ADVANCED



X BUTTON
block/counter an attack

A BUTTON
grab opponent
release (free running)

B BUTTON
perform free run moves

Y BUTTON
throw opponent
aim (hold)

VEHICLE

L BUTTON
horn/siren

LEFT STICK
steer
press for horn/
siren

ZL BUTTON
brake/reverse

ZR BUTTON
accelerate



R BUTTON
take a screenshot (hold)

RIGHT STICK
look around

X BUTTON
exit vehicle

A BUTTON
accelerate

B BUTTON
brake/reverse

Y BUTTON
boost

TILT Wii U GAMEPAD
jump

AERIAL



The Police Communicator

MAP

Use the communicator to guide your way through the complex network of streets in LEGO® City. Touch the map on the Wii U™ GamePad screen and slide to view areas you may not have fully explored.

NAVIGATION SYSTEM


Tap and hold anywhere on the map to create a route that will lead you to that location. Follow the on-map route or the Green Studs that appear on the road.

Note: Green Studs will only appear when in a vehicle.

VIDEO CALLS

Chase must rely on his colleagues and contacts to safely navigate his way through LEGO® City. When  flashes on the Wii U GamePad screen, tap it to see and hear what they have to tell you.


DATA SCANNER

Once upgraded, tap  to scan LEGO® City for hidden secrets such as rare LEGO® bricks. You can scan all around you with the communicator to locate hidden items. Once located, you can store the location of the last scanned item on your map by holding the A Button.

AUDIO SCANNER

Keep an eye out for the special Audio Scan Points throughout LEGO® City. Once activated, you can use them to listen in on nearby audio signals.

CAMERA FUNCTION

Once upgraded, hold the R Button to take a screenshot. Tap  on the Wii U GamePad screen to take photographs of the city with Camera mode. You can save images to your photo album and then share them with your friends on Miiverse™.





CITY

UNDERCOVER

Go to www.legosurvey.com/City to fill out a survey to access cheat codes for the LEGO® City Undercover videogame.



www.legosurvey.com/CITY

Nimm an der Umfrage auf www.legosurvey.com/CITY teil, um Cheat Codes für das Videospiel LEGO® City Undercover zu erhalten!

Ga naar www.legosurvey.com/CITY, vul de enquête in en je krijgt toegang tot cheatcodes voor LEGO® City Undercover.

Rendez-vous sur www.legosurvey.com/CITY pour remplir un questionnaire et obtenir des codes de triche pour le jeu vidéo LEGO® City Undercover.

Visita www.legosurvey.com/City y rellena el cuestionario para acceder a los cheat codes del videojuego LEGO® City Undercover.





LEGO CITY



LEGO and the LEGO logo are trademarks of the LEGO Group.
© 2013 The LEGO Group.



Electronic Manual

Press the  HOME Button while this software is running, then select  to view the electronic manual. Please read this manual thoroughly to ensure maximum enjoyment of your new software.



For support, please consult the electronic manual for this software, the Wii U Operations Manual or the Nintendo website. The electronic manual is available in PDF format on the Nintendo website.

IMPORTANT: This game is protected by copyright! The unauthorised copying of this game and /or distribution of such copies may lead to criminal and /or civil liability. • The use of an unauthorised device or software that enables technical modification of the Wii U console or software may render this game unplayable. A system update may be required to play. • For use with the European / Australian version of the Wii U console only.

IMPORTANT: Please read the separate Important Information Leaflet.

LEGO CITY UNDERCOVER software © 2013 TT Games Publishing Ltd. Produced by TT Games under license from the LEGO Group. LEGO, the LEGO logo, the Brick and the Knob configurations and the Minifigure are trademarks of the LEGO Group. © 2013 The LEGO Group. Nintendo properties used with permission. All Rights Reserved. Trademarks are property of their respective owners. Wii U is a trademark of Nintendo. © 2013 Nintendo Co., Ltd.



23211460

