



# Wild About Kindergarten

“Get on the Kindergarten Express”



Download from  
**Dreamstime.com**

This watermarked comp image is for previewing purposes only.

# Introductions

Wendy Reaves,  
Volusia County Schools  
Early Learning Coordinator

Volusia County Resource Teachers

Jessica Duncan

Karen Lassiter

Denise Peddicord



Who are  
we?



## Today's Agenda

- Kindergarten Registration ideas
- Kindergarten Orientation
- Community Involvement
- Kindergarten Daily Schedule
- Kindergarten Curriculum
- Helpful tips for prekindergarten teachers
- Family Resources
- Teacher Suggestions
- Contact Information




# Why is Early Childhood so important?



- Research shows that children are more successful in school and beyond if they are given a strong foundation in the earliest years of their lives.
- A newborn's **brain** is about a quarter of the size of the average adult **brain**. Incredibly, it doubles in size in the first year and keeps growing to about 80 percent of adult size by **age** three and 90 percent — nearly full grown — by **age** five.






VPK  
comedian



# Virtual Kindergarten Roundup & Registration

<https://www.vcsedu.org/VPK/kindergarten-roundup>

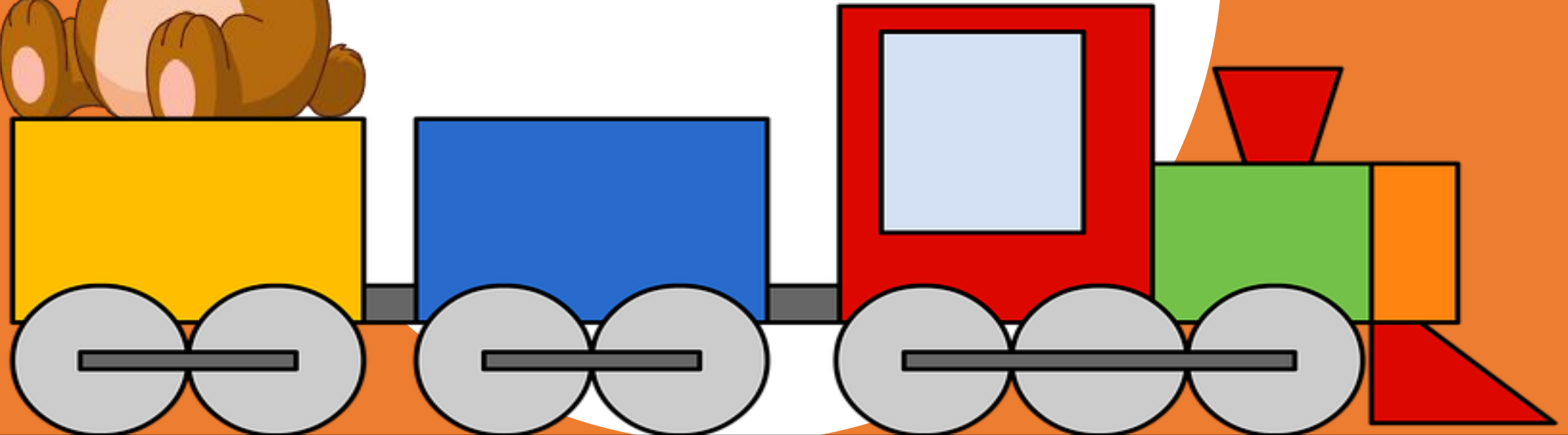






# School Site Kindergarten Orientation

- 30-minute sessions
- Rotations to enforce social distancing
- Prescreening for students
- PowerPoint presentation
- Universal Kindergarten evening
- Virtual option following



# Principal's Resources



POWERPOINT  
TEMPLATE

[Principal PP  
template](#)



TEACHER'S  
TOOLBOX

[Toolbox](#)






# Community Involvement

---

## Bridging the Gap

- Private Provider training
- Daily Schedule of Kindergarten
- School Tour
- Teacher clips

# Kindergarten District Academic Schedule



Classroom: 18 students to 1 certified teacher

School Hours: 7:55 a.m. to 2:05 p.m. or  
8:10 a.m. to 3:20 p.m. Plus I/ Title I  
schools

Recommended Minutes:

150 minutes	English Language Arts /Content Literacy
90 minutes	Mathematics
40 minutes	Science
35 minutes	Special Area (Art, Guidance, Media, Music, PE)
30 minutes	Lunch



# What skills would Kindergarten teachers like to see?

## Self Help Skills:

- Toileting
- Open milk cartons and lunch item
- Opening backpacks holding writing tools correctly
- Operating zippers

## Social Skills:

- Asking for help appropriately
- Expressing needs appropriately
- Use their words
- Sharing
- Take turns
- Walk in line

## Academic Skills:

- Know their first and last name
- Write their name
- Identify the letters in their name
- Counting to 20
- Know their colors

## Fine Motor Skills:

- Cutting
- Gluing
- Holding tools correctly
- Writing with multiple tools



This Photo by Unknown Author is licensed under CC BY-NC-ND



# Family Resources



# Preparing Your Families for Transitioning their Child to Kindergarten...



# Takeaways to Remember



- Knowing what to expect helps kids start kindergarten with more confidence.
- Adjust bedtime and morning routines before school starts.
- Tell your child that kindergarten is about trying and learning new things, and that it's OK to ask for help.

# Practicing Kindergarten Skills

Summer Kindergarten Kits

Read, Read, Read!

Indicators for Kindergarten  
Readiness





# Summer Kindergarten Kits

## Kindergarten Summer Kits

### Kit Contents:

- Box of crayons
- 2 sharpened pencils
- Handwriting workbook
- Foam shapes
- Pair of dice/counters
- Number cards 0-10
- 1 set of K sight words
- Upper/Lowercase letters

### Suggested Activities:

- Play letter match. Match upper to lowercase with letter cards.
- Use letter cards to have your child build his/her first. Mix up, try again ☺
- Use letter cards to put the alphabet in order! (use upper, then try with lower)
- Choose 5 random letter cards and 5 random number cards. Mix up. Then have your child sort the letters and numbers.
- Identify upper and lowercase letters (If this is mastered, begin working on letter sounds)
- Practice reading some of the Kindergarten sight words ☺ How many can you read?
- Use letter cards, to build a sight word!
- Identify the 8 basic colors (use crayons) - Can you color in the lines?
- Identify the 4 basic shapes (foam shapes)- What can you build?
- Put number cards in order 0-10. Mix up, try again ☺ \*If you take one out, can your child count with you to figure out what number is missing?
- Roll a die, count the dots match a number card, or match counter beads to a number card.
- Have your child practice writing his/her first name (first letter uppercase and rest lower)
- Practice writing numbers 0-5 (If mastered, try 0-10)
- Complete one page of the Handwriting Workbook a day

## Summer Reading Log

*Books I have read this summer!*

1. _____	1. _____
2. _____	2. _____
3. _____	3. _____
4. _____	4. _____
5. _____	5. _____
6. _____	6. _____
7. _____	7. _____
8. _____	8. _____
9. _____	9. _____
10. _____	10. _____
11. _____	11. _____
12. _____	12. _____



## My Summer Passport

This is your Summer Passport to adventure and fun!  
We hope that you can take the time to visit some of Volusia County's local sites. Inside you will find popular places of interest, as well as space to add a few of your own!

As you visit the sites, be sure to take your passport. Place a sticker or stamp from that site inside your passport to show that you visited there. Then return your passport at the beginning of the school year to receive a "Prize with the Principal!"



C:\Users\jduncan\Volusia County Schools\Voluntary Prekindergarten - General\Transitioning to Kindergarten\Kindergarten Round Up-Site\summer passport-final1.pub



Read, Read,  
Read!



Create a Booklist

[Transitioning to Kindergarten Booklist](https://www.aft.org)  
[aft.org](https://www.aft.org)



# Indicators for Kindergarten Readiness

## Get Ready for Kindergarten!

[https://bigday.com/resources/get-ready-for-kindergarten?utm\\_source=facebook&utm\\_medium=social&utm\\_campaign=kindergarten](https://bigday.com/resources/get-ready-for-kindergarten?utm_source=facebook&utm_medium=social&utm_campaign=kindergarten)

Being ready for kindergarten means that your child is able to attend to and learn the information being presented in the academic setting and is emotionally able to interact appropriately with her teacher and fellow students.

### What are some of the skills expected of a child entering kindergarten?

- Can identify letters, and knows many of the sounds a letter makes
- Can identify the beginning sound of some words and may recognize some common sight words
- Can write his name and holds a pencil or crayon correctly
- Can complete a 12 piece puzzle
- Can hold and use scissors correctly
- Runs, jumps, skips and manages stairs
- Counts up to 10 objects
- Listens without interrupting
- Can pay attention for a short time period to an adult directed task
- Follows simple directions
- Can wait his turn and expresses feelings with words, as opposed to being physical when angry
- Can play appropriately with other children
- Can go to the bathroom by himself
- Can separate from parents

### What are some things I can do to prepare my child for kindergarten?

- Read daily with your child and discuss what you read. Connect it to her daily experience. If reading a book about animals, relate it to your last visit to the zoo.
- Have an active social life. Give your child lots of opportunities to play with others and practice sharing and social skills.
- Encourage your child's independence by giving them chores around the house; have her select her clothes, dress herself, help her make her own snack.
- Help your child 'write' letters to friends and family members. You can begin by tracing letters on paper or in the sand box. Graduate to pencil and paper writing and have it available to work with.
- Play sound games including rhyming words, making up silly songs, repeating tongue twisters.
- Talk to your child about kindergarten and what her day will be like, visit the school if possible and try to set up a play date with future classmates. Encourage your child to talk to you about kindergarten as well.



VectorStock®

VectorStock.com/1163833

Child \_\_\_\_\_ Assessment Date \_\_\_\_\_

**BIGDAY**

## 15 Indicators of Kindergarten Readiness

How will you know when your child is ready for kindergarten? All children are unique in the ways they learn, and there are no absolute benchmarks. Here's a list of some of the preschool behaviors that indicate that children are ready for the next stage of school. Watch for these key milestones to emerge as your child learns and grows this year.

General Milestones	Examples
My child asks questions and asks for help when needed.	Your child's arm keeps getting stuck in her sleeve. She tries a few times and then calmly asks for help.
My child shares and plays well with others and is starting to cooperate with them.	A friend comes over and your child eagerly shows some of his toys, and invites the friend to play with him.
My child increasingly shows focus and perseverance, and follows simple directions.	You put out some materials for a project, and ask your child to wait while you explain the craft. She listens, waits, and follows your simple directions.
My child shows increasing self-control.	
My child is curious and motivated to learn and to try new things.	
Literacy Milestones	
My child listens to others, and speaks using new words in complete sentences.	At preschool, your child reads about penguins and then talks about them at home.
My child is interested in print and books.	
My child participates in reading and writing activities.	When reading a book together, your child responds, using a complete sentence: "Look at the bear!"
My child recognizes most letters of the alphabet.	She writes Madelin.
My child is learning to write her/his name.	
Math Milestones	
My child counts to 30.	At the beginning of the year, your child counts to 8 and then loses track. Later in the year, he counts to 20.
My child recognizes 0-9 in print, can match numerals to the number of items, and plays counting games.	Your child can point to the triangle, circle, and square from a group of shapes.
My child identifies common shapes.	
My child groups things by name, color, shape, or size.	From a group of toys, your child can pick out all of the vehicles.
My child can add small groups of objects.	When playing with bears, she puts two groups of two bears together and exclaims, "Four bears!"



# Indicators for Kindergarten Readiness

## Family Toolkit

- *My Accomplishment Box!*

<C:\Users\jduncan\Volusia County Schools\Voluntary Prekindergarten - General\Transitioning to Kindergarten\OEL presentation\Parent and Family Engagement\Accomplishment Box Starter Kit .pdf>

- *Getting Ready for K Look Fors*

<C:\Users\jduncan\Volusia County Schools\Voluntary Prekindergarten - General\Transitioning to Kindergarten\OEL presentation\Parent and Family Engagement\getting ready for kindergarten handouts-parents.pdf>

- *Can I...checklist*

<C:\Users\jduncan\OneDrive - Volusia County Schools\VPK\Kindergarten Files\Checklists & Schedules\Can I Checklist1.doc>



## Can I . . .



Use the Checklist below to see what your Child has mastered.

Practice what they have not. ☺

- ✓ Identify my first name in print
- ✓ Write my first name
- ✓ Say my first and last name
- ✓ Identify my first and last name in print
- ✓ Say my birthday (including the year ☺)
- ✓ Say my address (including city, state, and zip)
- ✓ Say my phone number (including area code)
- ✓ Say my age
- ✓ Say my parent(s)/guardian(s) first and last name
- ✓ Say the name of my school
- ✓ Tie my shoes!!
- ✓ Use scissors correctly
- ✓ Use glue (glue sticks) correctly
- ✓ Color in the lines
- ✓ Identify my 8 basic colors and 4 basic shapes
- ✓ Count to 10 (If so, how about to 20? ☺)
- ✓ Identify numbers from 0-5 (If so, how about 0-10)
- ✓ Hold a book correctly
- ✓ Tell you the front and back of a book
- ✓ Say my alphabet (not sing)
- ✓ Swing on my own (pump my feet)
- ✓ Hop, skip or jump on one foot ☺

# Setting a Routine

---



New morning routine










Move bedtime to earlier time



Practice, practice, practice



## Getting ready for school

	Wake up
	Get dressed
	Eat breakfast
	Brush teeth
	Put on shoes
	Check backpack
	Go to school

# New Morning Routine...

- [Getting Ready for School Understood.pdf \(ctfassets.net\)](https://ctfassets.net/Getting_Ready_for_School_Understood.pdf)



# Setting a Sleep Schedule

- How to Get Kids on a School Sleep Schedule | Understood - For learning and thinking differences
- Bedtime Checklist for Younger Kids. pdf (ctfassets.net)



# Talking with your Child



- **First Day Jitters: Ways to Help!**
- **Tips when talking with their children**
- **Conversation Starters**





**First Day Jitters!**

*“I don’t wanna  
go to school!”*

- <https://u.org/3usKnUf>





# Tips when talking with your child...

- Ask open-ended questions
- Start with factual observations
- Share your situations
- Avoid negative questions





## Conversation Starters

- <https://u.org/3wwwuoq8>

Instead of this	Try this
Was school fun today?	What was the best thing you did at school?
How was lunch?	Which kids were sitting near you at lunch?
Was your teacher nice?	What was the most interesting thing your teacher said today?
Did you get your locker today?	How was it getting to your locker between classes?
Were the kids in your class friendly?	Who did you like talking to the most?
Did you get your schedule?	You got your schedule today, right? Which days look busiest?
Do you have friends in your classes?	Who are the kids you talk to most in your classes?
Did your presentation go well?	What part of the presentation do you think was best?





## Free Early Learning Resources

Get Ready to Read! is designed to support educators, parents, and young children in the development of early literacy skills in the years before kindergarten. Intended for use with all children, the resources and information provided on this site promote skill-building, communication between adults, and ways to address concerns.

Get Ready to Read! is a service of

[Early Literacy Games](#)[Early Literacy Webinars](#)[Literacy Checklists](#)[Tips for Parents](#)[Screening Tools](#)[Transitioning to Kindergarten Toolkit](#)[Skill-Building Activities](#)[Early Learning & Childhood Basics](#)

GetReadytoRead.org is one of the National Center for Learning Disabilities' family of websites, along with NCLD.org, RTINetwork.org, &

### Early Learning News & Resources

**New Guide to Social and Emotional Learning Programs**

The Collaborative for Academic, Social, and Emotional Learning released

Do You Prefer Information in Another Language?

Select a Language

# Free Website for Families & Educators!!

[Get Ready to Read!](#)



# Teacher's Suggestions



How can our  
teaching  
strategies bring  
rigor which will  
ensure a smooth  
transition to  
Kindergarten?



# How to Incorporate Curriculum



**Morning Message**

The month is **April**

Today is **Tuesday**

Reagan's birthday is  $\frac{2}{3}$  in  $\frac{4}{5}$  **two**

Cassie's birthday is  $\frac{2}{3}$  in  $\frac{4}{5}$  **four**

**1st** carpet **2nd** snack **3rd** Go get lunch **4th** centers **5th** Eat lunch

Reagan Cassie

$3-1=2$   $5-1=4$

Exit Ticket: How many? (Illustration of children)

**Scales of Understanding**

1. Understand and can teach others. (Thumbs up)

2. Understand but need more practice. (Hand flat)

3. Do not understand. Please help me. (Thumbs down)

**Calendar**

1 2 3 4 5 6 7 8 9 10

11 12 13 14 15 16 17 18 19 20

21 22 23 24 25 26 27 28 29

80

**Look what I am learning!**

★ I can identify letter and sounds of **Uu**

★ I can turn, flip, and slide shapes.

$\Delta \rightarrow \nabla$  turn  $\Delta \rightarrow \triangle$  slide  $\Delta \rightarrow \triangle$  flip

★ I can identify the day and night sky.

day night

identify ending

**How many days have we been in school?**

129

one hundred twenty-nine

**Calendar**

1 2 3 4 5

11 12 13 14 15

21 22 23 24 25

30

**APRIL**

**SUNDAY MONDAY TUESDAY WEDNESDAY THURSDAY FRIDAY SATURDAY**

1 2 3

4 5 6

7 8 9

10 11 12

13 14 15

16 17 18

19 20 21

22 23 24

25 26 27

28 29 30


31

Reagan Cassie



Procedures,  
procedures,  
procedures

Walking to the classroom from  
breakfast





# Procedures, procedures, procedures



- What does it mean to line up?
- What do I do when I have to use the restroom?
- How do I get my food in the cafeteria?
- How do I act in whole group, in small group, at centers?
- What are rules?



# Reviewing class rules




[This Photo](#)



# Attention Signals

- The signal is both a visual and auditory.
- The signal is kinesthetic.
- The signal is taught and modeled explicitly for students.
- Students practice their response to the signal.
- Teacher gives feedback and praise consistently.
- The class reviews and practices the attention signal as needed.





# Whole Group

## Whole Group Ideas

Begin the day with review of every letter and sound every day, phonemic awareness, calendar, letter of the week, story, continue whole group throughout the day with social emotional learning, math skill of the week.



[This photo](#) by Unknown Author is licensed under [CC BY-SA-NC](#)



# Print rich environment

























# Centers

## Examples of Types of Centers

- Housekeeping/Dramatic Play – New assignment each week
- Building- blocks, Legos, Magna-tiles – Stem and/or Literacy assignment each week

Example – building habitats, building houses for the three pigs

- Letters/Make Words Center
- Writing Center – Building Letters w/wooden pieces, Practice tracing, copying, eventually free writing using CVC words and sight words – make use of different writing utensils(markers, crayons, golf pencils)
- Fine Motor Center – playdough, clay, plastic tweezers w/pom poms, kinetic sand
- Math Center – use review math skills







Center Time

---





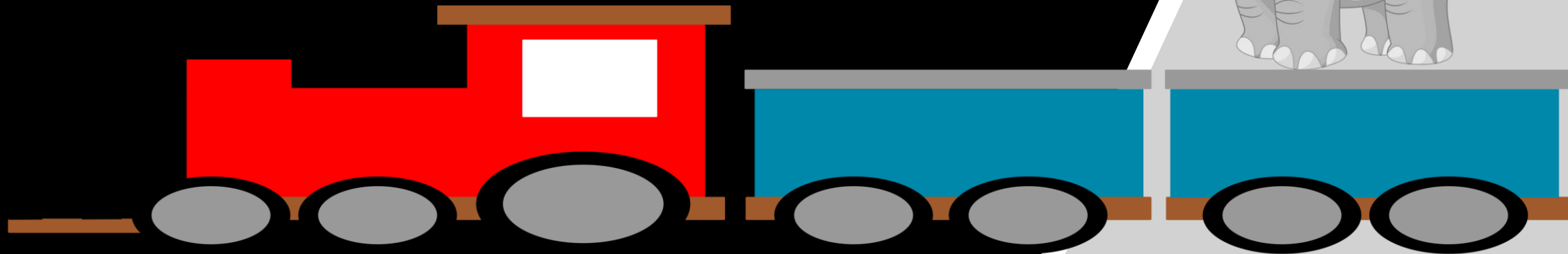
Center Time



# Small Groups

## Small groups are differentiated

- Para group can concentrate on letter or word of the week
- Teacher can differentiate and pull from centers – no more than two for struggling learners and meet each day








Small Group Time





Small Group Time




# Self Assessment



## Self Assessment

**Children that learn to assess their own work are ready for Kindergarten!**







Why do we  
do what we  
do?



Showing off  
his NEW skill!



witter



Fun ways to HIGHLIGHT  
your programs



Instagram







## Contact Information

Wendy Reaves

[wnreaves@volusia.k12.fl.us](mailto:wnreaves@volusia.k12.fl.us)

Jessica Duncan

[jlduncan@volusia.k12.fl.us](mailto:jlduncan@volusia.k12.fl.us)

Denise Peddicord

[dmpeddic@volusia.k12.fl.us](mailto:dmpeddic@volusia.k12.fl.us)

Karen Lassiter

[kplassit@volusia.k12.fl.us](mailto:kplassit@volusia.k12.fl.us)



The background of the image is a dense, overlapping collage of small, rectangular sticky notes in four primary colors: blue, yellow, pink, and green. Each sticky note features a large, bold, black question mark. The notes are scattered across the entire frame, creating a vibrant and textured backdrop.

Any Questions?

---



THANK  
YOU

