

# WILTWYCK QUILTERS' GUILD NEWSLETTER

[www.wiltwyckquilters.org](http://www.wiltwyckquilters.org) September 2018 Volume 43 Issue 1

## NEXT GUILD MEETING

**Saturday, September 15, 2018**

**GRACE COMMUNITY CHURCH**

**160 SEREMMA CT.**

**LAKE KATRINE, NY 12449**

**9:30 – 10:00 for coffee, tea**

**and snacks**

Items to bring to the September meeting:

- Name Tag (wear it and get a raffle ticket)
- Show and tell items
- Items for the Quilt Show; ½ yard cut of fabric, thread for raffle basket

## TREATS

All members are asked to bring a snack to the monthly meeting. The Hospitality schedule for the year is as follows, according to the first letter of your last name.

**September R,S,T** October U,V,W,X November Y,C,D January A,B,Z February E,F March G,H April J,K,L May M,N,O June P, Q, I.

## PRESIDENT'S MESSAGE

Dear Guild Members,

As we head into September please remember to sign up to do your part for OUR show in October. Hopefully you have entered at least one of your creations into the show, sold some raffle tickets, handed in ½ yards of fabric, added to a basket, are on a committee, and will be at the show with family and friends.

Over the summer the committee to work on policies/regs met and came up with several items that we thought needed to be put on paper so that we do not rely on memory for current and past practices. We will share what we have so far in the fall. Thanks to Connie, Linda A., Sarah, Denise, Sam, Peggy S., Marie G., Jackie F, and Pat W.

Theresa

Board Meetings	Quilt show Meetings	Regular Meetings	Community Sew Meetings
September 15		September 15	September 17
	October 20	October 20	October 22
November 17		November 17	November 19
	Dec. 15	Dec. 15	December 17
January 19		January 19	January 21
	February 16	February 16	February 18
March 16		March 16	March 18
	April 20	April 20	April 22
May 18		May 18	May 20
	June 15	June 15	June 17


All WQG meetings are held at the Grace Community Church. The coffee, tea and snack begin at 9:30. The meeting begins at 10:00.

Board meetings are held at 9:00 at the Grace Community Church, prior to the regular meeting. All board and committee members should attend these meetings. ALL members of the guild are welcome to attend these meetings. Meeting time and date are subject to change.

---

**The Wiltwyck Quilters' Guild is a non-profit organization. The purpose of this organization shall be to preserve the tradition and the history of quilt making, as well as to foster awareness and receptivity to create innovation in the art, to promote and sponsor interest and appreciation in all areas of quilt making among our members and the general public, and to promulgate friendship and the exchange of ideas.**

---



## **COMMUNITY SERVICE**

**Please note a new day and place**

When planning your quilt for the shelter think *children*. Please use batting and either tie or machine quilt. And if you want, put a red heart on it! For the nursing home: please plan for an adult, both female and male. NO Batting NO heart!!! Just a top and a backing. Lite weight corduroy or flannel. The size should be about 36-38" wide and about 48" long. Not too wide as they can get caught in the wheelchair wheels. Community service sewing is the Monday AFTER the regular meeting. Community service sewing is held at the Grace Community Church, 160 Seremma Ct., Lake Katrine, at 9:00 until noon.

**Thanks, Anita Rowell**

**President  
Vice President  
Recording Sec.  
Corresponding Sec.  
Treasurer  
Parliamentarian**

**Theresa Pabon  
Sharon Conlon  
Marie Girard  
Sharyn Serrano  
Connie Brewer  
Jacqueline Ferrara**

### Committee Heads

**Past President  
Community Service  
Historian  
Hospitality  
Librarian  
\*Membership  
\*Newsletter  
\*Program**

**Anita Rowell  
Anita Rowell  
Leona Willis  
Peggy Smith  
Mary McLaughlin  
Jenny Bach  
Peggy Smith  
Linda Armour**

**Publicity  
\*Quilt Show  
Raffle Table  
Webmaster**

**Jackie Sittner  
Jackie Sittner  
Regina Packard  
Jenny Bach**

**Voting Committee Members \***

---

## **Membership**

Renew your membership on or before the September 15, 2018 meeting and you will be eligible to win a free membership for the 2018 – 2019 year. The membership form is included in this newsletter.

New members: You can download the form from the website at [www.wiltwyckquilters.org](http://www.wiltwyckquilters.org) or the form in the newsletter.

Congratulations to Kathleen Grambling winner of the June Block of the Month.



## Quilt Show News

The 2018 Quilt Show is quickly approaching. Look for the sign up sheets at the September meeting and volunteer your time -help make our show a success! Members who volunteer for 2 or more hours will be admitted to the show for free.

Volunteers are needed in the following areas:

1. SAQA mini quilts
2. Dream Basket Sales
3. Putting out signs
4. Magazine Sales
5. Raffle Quilt Sales
6. Transportation of quilts.

If you have any questions, please contact me. Jackie [jsittner@yahoo.com](mailto:jsittner@yahoo.com)

## Quilt Show Committee Chairs

Jackie Sittner, Theresa Pabon	Chairs
Anita Rowell	Admissions
Cheryl Kosarek	Challenge Block
Regina Packard, Dolly Wodin	Dream Baskets
Joan Polakoff, Joyce Luby	Fabric Basket Raffle
Peggy Smith	Friday night Food
Pat Williams, Sam Conlon	Guild Boutique
Pat Clark	Insurance/Ribbons
Vicki Lienau, Jeannette Jorge, Connie Brewer	Judging
Jenny Bach, Jackie Sittner	Membership
Jenny Bach	Program

Sarah Kessinich, Jackie Ferrara	Publicity
Gail Carl	Raffle Quilt
Cheryl Potter	Quilting of Raffle Quilt
Linda Tierney, Mary Tyler	Raffle Tickets
Shirley Swenson, Joan Polakoff	Registration
Ginny Hanna	Road Signage
Joyce Luby, Mary McLaughlin, Susan Gray	Set up/hanging Quilts
Carolyn Boice, Kevin Levack, Gail Russell	Show take down
Pat Clark	Quilt Turning
Deirdre Thorpe-Clark, Linda Golden	Vendors
Mary McLaughlin	Wearables
Vesta Lawless	White Glove
Deirdre Thorpe-Clark, Leona Willis	Magazine Sale

## Dream Baskets

We have about 7 Dream Baskets for the table, but would like 10 to 12 make it really look good. The baskets can be arranged around a theme with one or two handmade items. They don't have to be large, but in a container of some type (whatever will go with your theme). Please let me know your theme so we can have variety. It can be delivered the day of set-up or the Saturday morning of the show opening.

We still need volunteers to staff our table.

Thanks

Regina & Dolly

## Quilt Turning

**Wanted:** Quilts for the 'Quilt Turning' at the Quilt Show. This year we will again have an old fashioned 'Quilt Turning' occurring at the show. The quilts are stacked on top of each other, then held up one at a time while being discussed. Please consider having a quilt or wall hanging as part of the Quilt Turning. I would like as many as possible. I hope to collect all the quilts for this activity at the September Meeting or during the quilt drop off October 2<sup>nd</sup>. Your quilt will be returned at the end of the bed turning, or at the October guild meeting.

If you are interested, bring the quilts to the Sept meeting. If you have questions, contact me. Provide information including the name of the quilt top maker, the quilter if different, and the year made. Include any other interesting information to share with the audience such as whether it was for a gift/occasion or any special technique used, any names of unusual patterns, or a personal story of its significance. Also, I would like 3 – 4 volunteers to help in holding the quilts during the show on Sunday at 2:00 PM. If you can do this, please let me know. Pat Clark (email preferred) ([clrkquilt@yahoo.com](mailto:clrkquilt@yahoo.com)) or 845-297-3160

### Guild Challenge Winner

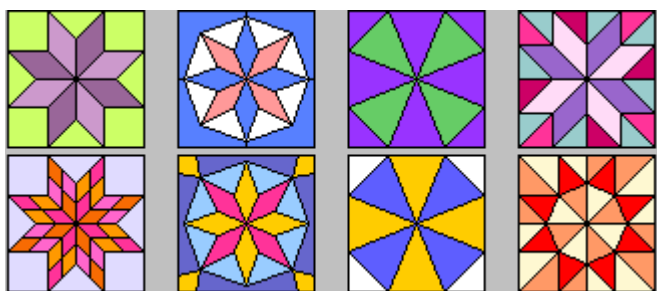
Congratulations to Sarah Kessenich whose quilt was chosen as the favorite by the membership vote. She will be awarded free participation in a class of her choice. A special thanks to all of the members who submitted quilts: Pat Clark, Jackie Ferrara, Denise Giardullo, Linda Golden, Donald Kenly, Alice Maceyak, Theresa Pabon, and Peggy Smith. The quilts celebrating Woodstock will be displayed at the guild show in October. The year 2019 will mark 50 years since the occurrence of the Woodstock Festival.



### Guild Boutique

The fabulous Guild Boutique will be open for business at the Quilt show. The boutique is a wonderful showcase for the talent of our members, and is a favorite for attendees. Help make the boutique a success and earn money by providing items for sale. All sale items must be hand made.

Pat and Sam



### Charm Squares

Sign up this September for the Charm Square Exchange! In remembrance of the end of summer fun, the theme for October is "s'mores". Think chocolate browns, marshmallow raw and roasted and golden graham crackers. Mmm. Happy stash browsing.

### JELLYROLL STRIPS

The 3-month jellyroll strip exchange is filled! The 12 lucky participants are: Theresa Pabon, Mary Pietkiewicz, Regina Packard, Carolyn Boice, Lucci Kelly, Linda Armour, Mary McLaughlin, Gail Carl, Sarah Kessenich, Alice Maceyak, Marquita Rich, and Sharon Conlon,

Please bring in 12 light colored 2 1/2" x WOF unwashed strips, each rolled individually and pinned or rubber banded in a gallon zip bag with your name on it. If you can assist in the exchange, it'll be appreciated  
Jeannette Jorge

Questions???? Call Jeannette at 518 622 8075 or email at [drjjorgend@gmail.com](mailto:drjjorgend@gmail.com).

## Program News for 2018 & 2019

We have exciting and fun presentations and workshops to look forward this year. If you haven't already signed up for Jackie Kunkel's workshops in October, please do so now. Only a few spaces remain.

**September** – no lecture or workshop.

**October 20**– Jackie Kunkel presentation and trunk show: Splash of Color, A Rainbow of Brilliant Black and White Quilts. Workshop following presentation and lunch: Geese in Flight.

**October 21** Jackie Kunkel workshop: Proud Mary 10-4, Town of Ulster Senior Center, 1 Town Hall Dr, Lake Katrine.

**November** - Jessica Vandenburg presentation and trunk show on bags: Workshop following presentation and lunch: Prima Diva Clutch Wallet.

**December** – Holiday Brunch

**January** – Community Sew

**February** – In-house workshops; start thinking of techniques and projects you would like to teach

**March** – Debby Brown presentation and trunk show on machine quilting. Workshop following presentation and lunch: You Can Machine Quilt, Home Machine Quilting.

**April** – Judy Craddock presentation and trunk show on French Boutis. Workshop following presentation and lunch: French Boutis.

**May** – Betty Pillsbury presentation and trunk show on the history of crazy quilting. Workshop following presentation and lunch: Crazy Embroidery.

**June** - End-of-year Brunch

## CMQHOF News

The CMQHOF quilt show, "A Festival of Quilts," is being held Sept 22 and 23 at the Roxbury Arts Group. Consider going to enjoy the quilts from all the member guilds. Or consider going to help out at the show. For more info on the show check out the "members only" section of our website. If you are not Internet connected, contact Linda Armour.

Tickets for the raffle quilt will be available at our September guild meeting. Our portion of the proceeds from the quilt raffle will go to the Darmstadt Shelter in Kingston.

Our theme for the raffle basket is "Hudson Valley Harvest." We already have a jar of honey and a jar of maple syrup. If you have any patterns and/or fabric (1/2 - 1 yd) that fit the theme, please bring it to our guild meeting in Sept. Think of related animals and plants.

The charity project for this year is chemo caps and pillows. Alice Maceyak contacted Benedictine Hospital and they would appreciate comfort pillows for the neck or arm, any size (no caps since they have many of them). Bring your completed pillows to a guild meeting, and Alice or another rep will deliver them to Benedictine. Here is a link to many pillow patterns for you to consider. <https://www.pinterest.com/pin/346425396307128045/?lp=true>

**Ryan's Case for Smiles** is hosting a fall pillowcase party at Grace Church on Friday, September 28 from 10-2. The pillowcases made will be given to children in hospitals who are struggling with cancer and other life threatening illnesses. Bring your sewing supplies (machine, thread, thread snips, pins) and a friend. We (Case for Smiles) provide the pillowcase kits cut and ready to sew. Our pillowcase closet is quite bare and we need to make many in order to keep up with our delivery schedule. BYO lunch and beverage. I'll bring the chocolate. Hopefully, we'll fill the room again! RSVP Linda Armour.

### Thank you and Community Service opportunity

I would like to thank Dolly Wodin for the beautiful baby quilts she presented to me at the Catskill Mountain Hall of

Fame picnic. I gave them to the ER at Vassar Brothers. The very night they received them, they had a fatality of an infant. The mother was able to cuddle that baby in one of the beautiful blankets for as long as she wanted. Anyone else that may wish to donate, the quilts should be around 30X30, (or whatever suits you) little or no batting. I will see that they get to the ER. The employees did send a note expressing their gratitude which was passed on to Dolly.

Alice Maceyak



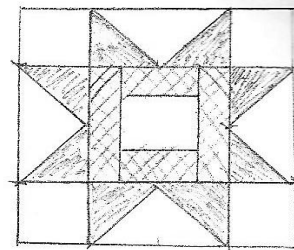
### For Sale

Brother Sewing Machine LS 2020  
New, in its original box  
20 Stitch functions  
\$50  
Call Erika Assimus (845)679-6354

WILTWYCK QUILTER'S GUILD: SEPTEMBER 2018 RAFFLE BLOCK

Liberty Star Block

We will make a 10" finished pieced block which is from p. 38 of Fons & Porter's Love of Quilting, May/June 2015 that was made by Diane Nagle.



READ ALL DIRECTIONS BEFORE BEGINNING. MAKE A PRACTICE BLOCK FORST.

Fabrics: Cream print: five 3" squares and one  $6\frac{3}{4}$ " square

Red floral print: two  $1\frac{3}{4}$ " x 3" rectangles and two  $1\frac{3}{4}$ " x  $5\frac{1}{2}$ " rectangles

Blue floral print: four  $3\frac{7}{8}$ " squares

Preparation: On the four blue squares, draw a diagonal on the wrong side.

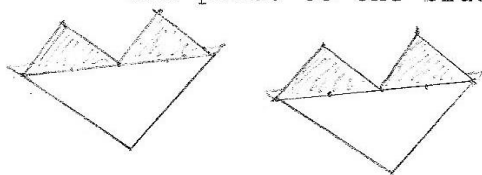
Sewing:  $\frac{1}{2}$ " seam allowance

Place a blue square on the  $6\frac{3}{4}$ " cream square in one corner with the right sides together and lining up the diagonals. Put a second blue square in the opposite corner, again lining up the diagonals. These should overlap in the middle.

Stitch  $\frac{1}{2}$ " on each side of the diagonal line and press to the blue squares.

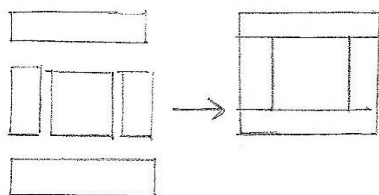
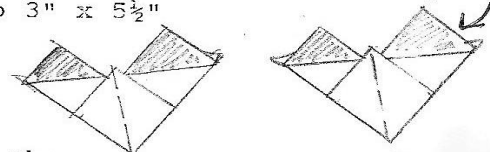


Place another blue square, right sides together, on the opposite corner (see picture). Sew on each side of the diagonal on the blue square and cut on the diagonal. Press to the small triangles. Square up to 3" x  $5\frac{1}{2}$ "



The center point should be on  $2\frac{3}{4}$ " on your ruler. You should now have four flying geese units,  $3$ " x  $5\frac{1}{2}$ "

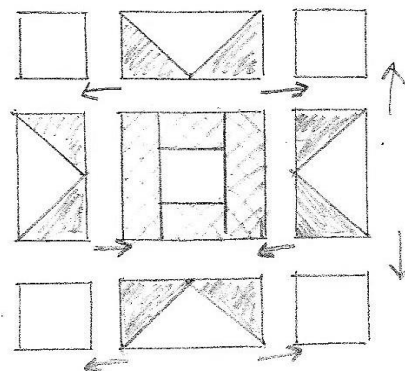
Sew a  $1\frac{3}{4}$ " x 3" red rectangle to each side of a 3" cream square, Press to the red. Sew a  $1\frac{3}{4}$ " x  $5\frac{1}{2}$ " rectangle to opposite sides of the previous unit. Press to the red.



LAY OUT

Join in rows and press the direction of the arrows. Sew the three rows together and press in the direction on the right side arrows.

Square up to  $10\frac{1}{2}$ " and sign your name in the seam allowance.



## RENEWAL FORM

Renew **on or before** the September 15, 2018 meeting, you will be eligible to win a free membership for a year. Send your dues (\$25.00), check made payable to **Wiltwyck Quilters Guild**, to

Jenny Bach, PO Box 176, Athens, NY 12015.

The membership year runs from September through June.

Enclose a self addressed, stamped envelope if you would like to have your membership card mailed to you, or you can pick up your 2018-2019 membership card at the guild meeting on September 15th

\* Name \_\_\_\_\_

\* Address \_\_\_\_\_

\* City \_\_\_\_\_ \*State/Zip \_\_\_\_\_

\*Phone \_\_\_\_\_

\*E-Mail \_\_\_\_\_

*(If information is not listed, e-mail address will be dropped.)*

**We are encouraging the use of e-mail to reduce the cost of printing and mailing.**

\*How would you like to receive your newsletter?

Check one:

\_\_\_\_\_ US Postal Mail \_\_\_\_\_ E-Mail \_\_\_\_\_ Do not wish to receive

### **Permission for publication**

The Wiltwyck Quilters Guild occasionally wants to publish pictures of our speakers, guild members, and quilts on our website and/or Facebook page. By checking the line below you are indicating that you are NOT allowing us to publish you or your works.

\_\_\_\_ I do NOT want to have my image or my works published on the Wiltwyck Quilters Guild website or Facebook page.

**\* Required fields**

**WILTYWYCK QUILTERS' GUILD**  
**PO BOX 6154**  
**KINGSTON NY 12402-6154**