



WINTER 2022
NOW CONFERENCE
GUIDE

February 5, 2022



NOW Conference



Alexa Meade



Romero Britto



Peter Reynolds



Sir Ken Robinson

World-renowned
artists and authors
have presented at
NOW.



Jen Stark



Tatyana Fazlalizadeh



Drew Daywalt



Ron Clark



Faith Ringgold



Paul Topolos



Kevin Honeycutt

TABLE OF CONTENTS

Welcome	Page 4
Conference Schedule	Page 5
Preconference	Page 6
How to Sketchnote	Page 8
Connect on Social Media	Page 10
Featured Presenter: Dr. Sandra Dalton-Smith	Page 11
Sponsors	Page 12
Conference Takeaways	Page 27



Welcome to the Winter 2022 NOW Conference!

February is always difficult for teachers, and especially so this year. That's why we're so glad you're joining us for a reinvigorating day of PD just for art teachers! Use this guide to lead you through the conference to help you bring your inspiration and new ideas directly into your classroom.

Inside, you'll find note-taking (and doodling!) space for each presentation, creativity prompts, links that lead to further exploration, and much more! Sit back and relax. It's going to be an incredible conference day!

✔ BEFORE THE EVENT

Set yourself up for success by making sure you check your tech, gather your supplies, and load up on snacks!

✔ TECH CHECK!

The NOW Conference will take place on Zoom. We will send a link via email on the day of the event. Make sure you have a good wi-fi connection and can stream a Zoom meeting on your device.

✔ GET SET!

To ensure a relaxing day, spend a few minutes gathering the following materials ahead of time:

- Your swag box! If you did not register in time to get a box, you might want to grab a sketchbook and a few fun artmaking materials.
- Your favorite writing utensil for taking notes.
- Headphones to eliminate distractions.
- Snacks and drinks to keep your energy up.
- A pre-packed lunch you can grab quickly during one of our breaks.



Create a unique art-themed snack for the conference and share it on social media using the hashtag #NOWConference. The best snack will win free entry to the Summer 2022 Conference! What kind of food will you Duchamp down on? Some meats and cheeses from the corner Dalí? Whatever you come up with, we want to see it!

Conference Schedule

** Note: Presentations and times are subject to change.*

The NOW Conference is a day full of TED-Talk-style presentations, and you get to experience them all! Remember—the conference After Pass is free with your registration. Every presentation, handout, and download is available for an entire year after the event has concluded! You get on-demand access 24/7/365.

HOURL 1 • FRESH IDEAS TO FUEL SECOND SEMESTER

Alanna Wilcox — Bringing Fibers Into Your Curriculum

Juana Meneses — Placemaking and Zines

Khadesia Latimer — Creating a Successful Lesson With Procreate

Keondra Prier — Developing the School-Museum Relationship

HOURL 2 • HONORING STUDENT EXPERIENCES

Mercedes Faunde — Bringing Asian Art Into Your Curriculum

Sahirah Dean — Strategies for Success With Visual Journaling

Christine Cusack — Defusing and De-Escalating Behaviors

BREAK

HOURL 3 • APPROACHING CHANGE WITH CURIOSITY

Janet Taylor, Jocelyn Stephens, Yvonne Lopez Taylor — What Do New Teachers Need to Know?

Amy Neiwirth — Finding a New Job: From Search to Success

Candido Crespo — Why Art Teachers Need to Learn about NFTs

HOURL 4 • 7 TYPES OF REST YOU DIDN'T KNOW YOU NEEDED

Dr. Sandra Dalton-Smith — How to Not Wake Up Tired

HOURL 5 • PUTTING STRATEGIES INTO PRACTICE

Chelsea Whittington — Mindful Art Activities

Kyle Robertson — Creating a Student Fashion Show

Lena Rodriguez — Ideas for Authentic Art Room Assessments

Jenn Russell — A New Way to Look at Portrait Drawing

ADDITIONAL VIDEOS WILL BE INCLUDED IN THE AFTER PASS.

Don't Miss the NOW Preconference!

As part of your NOW Conference registration, you are invited to the Winter 2022 NOW Preconference, hosted by Tim and Amanda!

Grab a beverage from the art-inspired drink menu and join other art teachers for a night of fun and relaxation. This event is free with your conference registration! You'll receive a Zoom link the day of the event. Just click to join and enjoy. Find all the details below!



Tim Bogatz

Amanda Heyn

WHEN

Friday, February 4th, 7 p.m. – 9 p.m. CT

Hour 1: We're headed back to the 70s with Password.

Hour 2: Trivia Time!

WHERE

Zoom! We'll email you a link on the day of the event.

WHY

Because we all deserve a break!



There have been over 35,000 conference attendees since the start of the conference!

Drink Menu



HOT ROTHKO-COA

Ingredients

- ¼ cup unsweetened cocoa powder
- ½ cup granulated sugar
- ½ cup hot water
- ⅛ teaspoon salt
- 4 cups milk (dairy or non-dairy)
- 1 t. vanilla extract
- Whipped cream

Directions

Mix all ingredients (except milk and vanilla) while heating on the stovetop.

Stir continuously until smooth and bring to a simmer.

Reduce heat and stir in the milk.

Remove from heat and add vanilla.

Pour into clear mugs, top with whipped cream.

Appreciate the quiet beauty of layers of cocoa and whipped cream.



KEHINDE WINELY

Ingredients

- A bottle of your favorite wine (bonus points if it has floral notes)

Directions

Find and fill a sizable wine glass that is also very classy.

Enjoy revolutionizing modern portraiture while transforming the style of the Old Masters.



BRAQUE AND TAN

Ingredients

- 1 can or bottle of your favorite pale ale
- 1 can or bottle of Guinness or other stout

Directions

Fill a pint glass halfway with the pale ale.

Float the Guinness on top by pouring it over the back of a spoon.

Sip slowly while watching Picasso get all the credit for your ideas.



JAN VAN EYCK-NOG

Ingredients

- A carton of eggnog (who has time for homemade?)
- Cinnamon, nutmeg, or your favorite spices
- Bourbon or brandy (optional)

Directions

Mix ingredients into a winter glass.

Drink slowly in front of a dark background with your favorite exquisite fabric on your head.



Mom
Art Teacher
Blogger
podcast host



Sketchnote the



CONFERENCE

#NOWconference

NicHahn

@MINIMATISSE

@MINIMATISSEART

GATHER SUPPLIES



WRITING TOOLS.




A WAY TO SHARE, CELEBRATE, AND CONNECT.

Sketchnotes are...


Quick!

Improvised


Playful



SKETCH-BOOK



NOPE



simplify the drawings...

5

BASIC ELEMENTS

DOT

LINE

CIRCLE

SQUARE



TRIANGLE

PAGE flow

TOPIC

Show EMPHASIS WITH **TYPOGRAPHY**

COLOR

separate the page with **DIVIDERS**



CONTAINERS



keep it simple with **ICONS**



USE

BULLET




sure to **SHARE**



See how this sketchnote was created!

Build Your Professional Learning Network!



One of the best parts of professional development is sharing your learning with others. Show us what you're up to on conference day and connect with other conference attendees!

First, find AOEU on social media!



TWITTER:
@theartofed



INSTAGRAM:
@theartofed



FACEBOOK PAGE:
The Art of Education
University



FACEBOOK GROUP:
NOW Conference
Attendees

Then, use the following hashtags to share with us and others!

#NOWConference #NOWConferenceSwag

Throughout the conference, you will hear about some of the other amazing offerings at AOEU. Check out these hashtags to follow along:



Master's Degree

#AOEUSudent
#AOEUGrad
#AOEUCourses



FLEX Curriculum

#FLEXCurriculum



PRO Learning

#PROLearning

Use this space to jot down any other handles you'd like to explore further!



Dr. Sandra Dalton-Smith

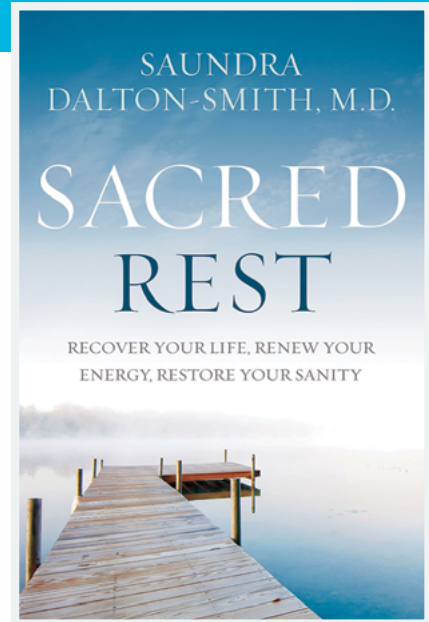
7 Types of Rest: How to Not Wake Up Tired

BIO:

Dr. Sandra Dalton-Smith is a Board-Certified internal medicine physician, speaker, and author. She is an international wellness expert featured in numerous media outlets, including Prevention, MSNBC, Women’s Day, FOX, Fast Company, Psychology Today, INC, and as a guest on The Dr. Oz Show. She is the author of numerous books, including her new book *Sacred Rest: Recover Your Life, Renew Your Energy, Restore Your Sanity*, which has ground-breaking insight on the seven types of rest needed to optimize your productivity, increase your overall happiness, overcome burnout, and live your best life.

PRESENTATION:

In the middle of an incredibly difficult year in education, the demands on teachers have left them mentally overwhelmed, emotionally drained, and physically exhausted. This situation makes the idea of rest more important than ever. At the NOW Conference, Dr. Dalton-Smith will share her insights on the seven different types of rest and how those types of rest can affect our jobs and our lives. Her presentation will deliver an important message to teachers that can help them increase their happiness and overcome burnout.



Watch Dr. Dalton-Smith’s TEDx Talk artofed.info/dalton-smith-tedx-talk

Notes

Thanks to Our Sponsors

CANARY

Innovative Box Cutter by Canary

This Canary box cutter is an engineering marvel that has a variety of uses in the art room. The fine sawtooth edge keeps you and your students safe, and the nonstick coating ensures that tape and adhesives won't stick to the blade. You'll never look at cardboard boxes the same way again!

Chartpak
Creativity. Our Legacy.™

Paper Sampler by Chartpak

This variety of paper shows you what is possible as you experiment with different media. No matter what artmaking tool you choose, there is a paper with the surface, size, and texture you need.

BLICK
art materials

Geometric Sculpture Lesson Plan by Blick

Create simple yet secure sculptures based on geometric solids and inspired by Swedish himmeli ornaments. Using basic materials, students can draw, measure, and construct these sculptures, adding color with the included acrylic paint. Use the provided lesson plan to create an example to take into your classroom this spring.

AMERICAN PAPER OPTICS

Chromadepth® 3D Glasses by American Paper Optics

The ChromaDepth® 3D glasses use micro-optics to transform color images into true stereo 3D with no special software required. Check out the American Paper Optics website to learn how to make your own 3D images with your favorite graphics software or even create an image with markers or crayons!

Sketch
for Schools

Conference Sketchbook by SketchforSchools

Fully customizable, SketchforSchools offers many different levels of quality paper, both hot and cold-pressed. They are all acid-free, too! The reinforced back and front covers and quality binding are durable enough to stand up to daily student use.

 Tombow

Tombow ABT PRO Alcohol-Based Markers

The new Tombow ABT PRO Alcohol-Based Marker is a permanent dual-tipped art marker with a flexible brush tip and chisel tip in one. The ABT PRO features a slender barrel for a natural, comfortable grip during use and is ideal for artists, designers, and crafters.

Art to Remember

Art to Remember Vinyl Sticker Set

This vinyl sticker set is just one example of the fun, colorful, quality products you can order from ATR fundraisers. Art to Remember is incredibly easy to work with, and their website has simple ideas for great projects. Fundraising with Art to Remember can be successful at all age levels!


C H R O M A

Chroma Tempera Paint

Chroma is pleased to provide samples of Chroma 2 Washable Tempera, the brightest washable tempera with a heavy body that students and teachers love; Chroma Mural Paint, a liquid mural paint made with lightfast pigments that can be used indoors and outdoors; and Molten Metals Metallic Acrylic, to add shimmer and luster to any painting.

 the art of education
UNIVERSITY

The Art of Education University

Keep your creativity and your head warm with this soft knit AOEU stocking cap.

We will also be announcing giveaways from Procreate, Nasco, Tombow, OOLY, The Pencil Grip, and Gelli Arts on the day of the conference! (Note: you are automatically registered for the raffle, and you don't need to be present to win.)

DOODLE PROMPT

Use this space to do some timed sketches! Give yourself five minutes to complete the following prompts throughout the day.

- Create a quick portrait of an inspiring presenter.
- Draw what you ate for lunch.
- Do a blind contour drawing of your favorite swag box item.
- Draw a bird's-eye view of your ideal classroom setup.




PRO Learning

The only on-demand professional development platform, designed specifically for K-12 art teachers, that dives into everything from art mediums to classroom management. PRO provides strategies to progress your career and teaching practice to the next level.



Explore:

Dive deep into your passions or focus on learning new skills.



Enhance:

Each Pack features proven strategies and real-world tactics to get the most from your students.



Earn:

Unlimited PD hours are automatically tracked for each Pack you complete.



PRO Packs Are Where Your Learning Takes Place

Each Pack contains exciting relevant content, engaging hands-on tutorials, and printable digital resources. New content is released each month, so art teachers have continuous access to relevant professional development.

Bring Your Whole Team Together

Professional development for art teachers is essential. Teachers and administrators want the same thing: engaging PD that enhances their teaching and makes their classrooms easier to run.

Art teachers use PRO in PLCs, to support their PD days, and to train team leaders and new teachers. Administrators use PRO to align the art department with school initiatives and improve student outcomes.



Learn More

Subject-specific PD is 10 times more effective than general professional development.



Developing Cross-Curricular Connections Through Weaving

Alanna Wilcox

Instagram: @spinnybuns

Explore Alanna's website and take a look at her book.

artofed.info/alanna-portfolio



List three places you could find fabric supplies for your classroom.



Placemaking and Zines

Juana Meneses

Instagram: @Loteriapress

Listen to Juana on Art Ed Radio!

artofed.info/art-ed-ep272



What are five places you know that could inspire a zine?



Creating a Successful Lesson With Procreate

Khadesia Latimer

Instagram: @thebusybrushes

Look through the lessons on the Procreate website.

artofed.info/procreate-learn-more



What is one idea you'll use to encourage creative thinking in your classroom?



Developing the School-Museum Relationship

Keondra Prier

Baltimore Museum of Art Website artbma.org

Instagram @baltimoremuseumofart

Listen to Keondra on Everyday Art Room!

artofed.info/art-room-ep217



Think about your favorite museum—which artworks there would you most want your students to see?



Bringing Asian Art Into Your Curriculum

Mercedes Faunde

Hear Mercedes on Art Ed Radio.

artofed.info/art-ed-ep297



Where is your favorite place you have ever traveled? What is your dream vacation destination?



Strategies for Success With Visual Journaling

Sahirah Dean

Twitter: @mrsdean_art

Scan through the article [The 10 Best Supplies for Visual Journaling](#).

artofed.info/visual-journaling-supplies



Look at this list of prompts and select three you could use with your students.



Defusing and De-Escalating Behaviors

Christine Cusack

Check out this article and download from Christine and Janet Taylor!

artofed.info/de-escalation-methods



What is one new idea from Christine that could help you deal with challenging behaviors?



What Do New Teachers Need to Know?

Janet Taylor, Yvonne Lopez Taylor, and Jocelyn Stephens

Janet on Twitter: @jataylorart

Yvonne on Instagram and Twitter: @mslowpaz

Jocelyn on Instagram: @jocelynstephens

Download this incredible resource for first-year teachers!

artofed.info/first-year-resource



What is one thing you wish you would have known in your first year of teaching?



Navigating a New Job: From Search to Success

Amy Neiwirth

Instagram: @art.with.ms.n and @sweetstellaoh

Read this article about finding success in a new job.

artofed.info/finding-success-job



What are the three best things about your current job?



What Art Teachers Need to Learn About NFTs

Candido Crespo

Instagram & Twitter: @mrccrespo

Read this article about NFTs and the art room from Abby Schukei

artofed.info/NFTs-art-room



What do you know about NFTs? What do you want to know?



A Comprehensive Solution

FLEX Curriculum and PRO Learning work together to support every aspect of what you do in the art room.

FLEX is the perfect complement to PRO as it provides access to a comprehensive library of curriculum resources that you can immediately put to use in your art room. PRO dives deep into rich video tutorials, giving you the essential skills you need to be successful with the lessons and resources inside FLEX. When paired together, you save money and get to experience empowering professional development that directly connects to the curriculum you teach.



FLEX Curriculum



PRO Learning

<p>A curriculum platform that helps art teachers discover what to teach</p>	<p>A professional development platform that helps art teachers learn how to teach more effectively</p>
<p>Student-facing</p>	<p>Teacher-facing</p>
<p>“I’m doing this for my students.”</p>	<p>“I’m doing this for my own professional development.”</p>
<p>Develop what you actually do in the classroom.</p>	<p>Develop how you do what you do in the classroom.</p>

Explore How They Work Together

This download gives you access to a sampling of the *Stories From Black Artists* FLEX Collection, which is aligned to the *Mixed Media Basics* PRO Pack. Scan the QR code to explore how FLEX and PRO support what you do in the art room.



Download the
FLEX + PRO Sampler

Every teacher deserves **FLEX** and **PRO**.

Your district already has funding set aside for PD and curriculum; make sure it's invested in your team.

Here's how to get your district to fund your professional development:

- 1 Tell your fellow art teachers! The more teachers on board, the easier it will be to advocate for FLEX and PRO in your district.
- 2 We will help you navigate the next steps in your district. Schedule a 15-minute meeting today!



Schedule a Meeting

There's Never Been a Better Time to Ask

COVID relief legislation, such as CARES, ESSER II, and ARP, has provided unprecedented federal funding to schools for resources like FLEX and PRO, so make your needs known! By advocating for your program and making smart choices about this funding, you can have a lasting impact on every student you serve.



Watch Webinar

Take a peek at the FLEX and PRO Platforms!

Which FLEX Collection would you like to explore?
Which PRO Pack would you like to watch?



How to Not Wake Up Tired

Dr. Saundra Dalton-Smith

Instagram: @drdaltonsmith

See Dr. Dalton-Smith's website, take the 7 types of rest quiz, and view her TEDx talk.



*artofed.info/
website-dalton-smith*



*artofed.info/
rest-quiz*

According to Dr. Dalton-Smith, there are seven types of rest everyone needs. Which one(s) do you think you need the most?



PHYSICAL

The chance to use the body in restorative ways to decrease muscle tension, reduce headaches, and promote higher quality sleep.



MENTAL

The ability to quiet cerebral chatter and focus on things that matter.



SPIRITUAL

The sense of purpose, acceptance, and belonging.



EMOTIONAL

The freedom to authentically express feelings and eliminate people-pleasing behaviors.



SOCIAL

The wisdom to recognize relationships that revive from ones that exhaust and how to limit exposure to toxic people.



SENSORY

The opportunity to downgrade the endless onslaught of sensory input received from electronics, fragrances, and background noise.



CREATIVE

The experience of allowing beauty to inspire awe and liberate wonder.



Mindful Art Activities

Chelsea Whittington


Instagram: @heymissbrighterdays

Listen to this podcast on The Mindful Art Room.

artofed.info/art-room-ep191



Spend 5 minutes listening to calming music while drawing from observation.



Creating a Student Fashion Show

Kyle Robertson

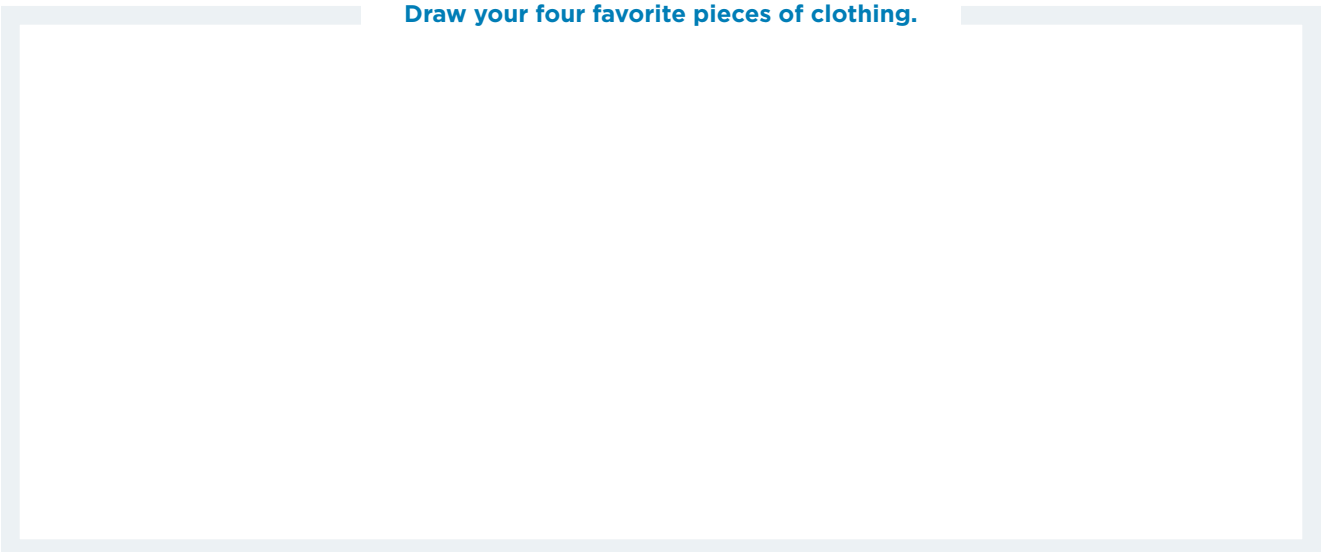
Twitter: @robheartteach

View more videos on Kyle's YouTube channel.

artofed.info/robertson-yt



Draw your four favorite pieces of clothing.





Master's Degree

A degree designed for art teachers by art teachers with relevant coursework that translates directly into your art room.

- Master of Arts in Art Education (MA)
- 100% online, no travel required
- Work at your own pace, graduate in 18-24 months
- Pay-as-you-go with \$399/500-level credit



Online doesn't mean unsupported; you'll have continuous access to a range of student services designed to help you.

- **ACADEMIC ADVISOR:** Work one-on-one with your advisor to turn your timeline, interests, and goals into a personalized degree plan. They'll give you as much (or as little) support as you need.
- **LEARN FROM ART TEACHERS:** Small classroom sizes mean you can get to know the faculty without the lecture hall experience.
- **LIBRARY SERVICES:** You'll have self-service access to academic databases through EBSCOhost and ERIC alongside one-on-one research support.
- **WRITING CENTER:** Find support for APA style, tips for writing, and personalized guidance for any point in your writing process.
- **VIRTUAL STUDENT UNION:** All degree-seeking students are invited to join Slack for Students to chat about courses, classroom experiences, share artwork, or just connect.

Ready to advance your career?

We're your university for life: supporting you throughout your program and beyond.



Get 1:1 Admissions Support



Get up-to-date research on your state's PD requirements





Graduate Courses



Ridiculously Relevant Online Courses Designed By Art Teachers For Art Teachers

- Affordable and practical, designed specifically for K-12 art teachers
- Perfect for license renewal and salary advancement
- Earn 500-level graduate credits

Credits You Can Afford

Take a course to earn 500-level graduate degree credit for only \$399/credit.

Choose From Over 25 Amazing Courses

We offer over 25 online courses (including nine hands-on studio courses), designed to help art teachers at every stage of their professional career. Whether you're looking to develop a new art curriculum, get help with classroom fundamentals, incorporate new technology into the classroom, or just brush up on your own fine art skills, we've got the course for you.



NEWEST COURSES



Social-Emotional Learning in the Visual Arts • 3-credits

Explore the SEL framework to empower your students to share feelings, listen to others, and respond to the world around them.



Enroll Now



Arts Integration: How Art Increases Academic Capacity • 3-credits

Become a stronger leader and investigate the power visual arts has to increase academics beyond the art room.



Enroll Now



Technology in the 21st-Century Art Room • 3-credits

Get your toolkit for teaching art as a digital citizen to enhance student engagement, reach struggling students, and address the technology gap.



Enroll Now



Ideas for Authentic Art Room Assessments

Lena Rodriguez

Instagram: @lenarodriguezart and Twitter: @mrsIrodriguez

Read about 5 Tips for Better Assessments.

artofed.info/art-assessment-tips



What are two assessments that are effective for you?



A New Way to Look at Portrait Drawing

Jenn Russell

Instagram: @therussellartroom and Twitter: @russell_said

Check out these 10 portrait projects to build skills and creativity.

artofed.info/10-portraits-article



Create a quick portrait of the first person, pet, or stuffed animal you see.

1-2-3 Conference Takeaways!

The NOW Conference is fast-paced and full of inspiring information. It can be easy to become overwhelmed!

Use this space to write down key takeaways from the conference.

Which new ideas will you be sure to add to your teaching practice moving forward?

1 Which idea from the conference can you implement in the next week of school?

IDEA:

IMPLEMENTATION PLAN:

2 Which two ideas from the conference can you implement in the next month of school?

IDEA 1:

IMPLEMENTATION PLAN:

IDEA 2:

IMPLEMENTATION PLAN:

3 Which three ideas from the conference will you build into your teaching practice over the next year?

IDEA	TIMELINE	STEP 1	STEP 2	STEP 3

DOODLES

DOODLES



theartofeducation.edu