

2001 Ford Mustang V6-3.8L VIN 4
Vehicle > Technical Service Bulletins

WIRE HARNESS - TERMINAL REPAIR KIT

Article No.

01-10-12

5/28/01

WIRING - WIRE HARNESS TERMINAL REPAIR KIT
AND WIRE SPLICE PROCEDURE

FORD:

1985-1994 TEMPO
1985-1997 THUNDERBIRD
1985-2002 CROWN VICTORIA, ESCORT, MUSTANG
1986-2002 TAURUS
1988-1993 FESTIVA
1993-1997 PROBE
1994-1997 ASPIRE
1995-2000 CONTOUR
2000-2002 ESCORT ZX2, FOCUS
2002 THUNDERBIRD
1985-1990 BRONCO II
1985-1996 BRONCO
1985-1997 F-250 HD, F-350
1985-2002 ECONOLINE, F-150, RANGER
1986-1997 AEROSTAR
1988-1997 F SUPER DUTY
1991-2002 EXPLORER
1995-2002 WINDSTAR
1997-2002 EXPEDITION
1999-2002 SUPER DUTY F SERIES
2000-2002 EXCURSION
2001-2002 ESCAPE, EXPLORER SPORT TRAC, EXPLORER SPORT
1985-1999 F & B SERIES
1999-2002 F-650, F-750

LINCOLN:

1985-1992 MARK VII
1985-2002 CONTINENTAL, TOWN CAR
1993-1998 MARK VIII
2000-2002 LS
1998-2002 NAVIGATOR

MERCURY:

1985-1994 TOPAZ

1985-1997 COUGAR
1985-2002 GRAND MARQUIS
1986-2002 SABLE
1991-1999 TRACER
1995-2000 MYSTIQUE
1999-2002 COUGAR
1993-2002 VILLAGER
1997-2002 MOUNTAINEER

This article is being republished in its entirety to update the model year coverage and parts supplier information.

ISSUE

A wire harness terminal repair kit is available for repairing electrical wiring harnesses. This kit allows the dealer to repair broken or corroded terminals instead of replacing an entire wiring harness.

ACTION

The Repair Kit that started it all –

Box 1 and 2. Repair Kit Box 1 and 2 allows you to service 100% of the electrical terminals on 1965 through 1987 Ford and Lincoln-Mercury vehicles and many terminals on 1988 and newer vehicles.

Repair Kit Box 1 and 2 includes:

- Two cabinets containing five (5) each of ninety-six (96) different terminals – each machine-crimped to 4 inches of high temperature wire.
- Deutsch Jiffy Splice seals, sockets and pins, to provide a durable waterproof splice.

Repair Kit Box 3 includes:

- One cabinet containing five (5) each of fifty-nine (59) different terminals – each machine-crimped to 4 inches of high temperature wire.
- Heat shrink tubing containing hot melt wax, to provide a durable waterproof seal.

For maximum coverage:

Together, Repair Kit Box 1 and 2, Box 3 – and the new Box 4 allow you to service:

- 100% of terminals on 1965-1994 Ford and Lincoln-Mercury vehicles.
- 90% of terminals on 1995 and newer Ford and Lincoln-Mercury vehicles.
- 75% plus of terminals on Ford joint venture vehicles.

Repair Kit Box 4 includes:

- One cabinet containing five (5) each of sixty (60) different terminals – each machine-crimped to 4 inches of high temperature wire.

One picture is worth thousands.

Illustrations are on the front of each cabinet drawer to make terminal identification and location fast and easy.

Placing your order is easy.

Simply complete the order form to receive your Ford Wire Harness Terminal Repair Kit and soon you will be saving time and money on wiring repairs.



TB-6341-A

Figure 6



**WIRE HARNESS TERMINAL REPAIR KIT
ORDER FORM**

2 easy ways to order:*

<p>BY MAIL </p> <p>Mail completed order form to: Ford Component Sales, LLC 17536 Laurel Park Drive North Suite 200E Livonia, MI 48152</p>	<p>BY FAX </p> <p>Fax completed order form to: (734) 523-5910 or (734) 523-5920 Attn: Customer Service</p>	<p>CUSTOMER SERVICE </p> <p>Call FCS Customer Service: Dial (877) 682-4276 Canada, dial (800) 337-0823 or (905) 338-6696</p>
--	---	---

1. SOLD TO: (please print)

DEALERSHIP NAME
ORDERED BY
STREET
CITY STATE ZIP CODE
TELEPHONE ()

2. SOLD TO: (if different than SOLD TO)

DEALERSHIP NAME
ATTENTION
STREET ADDRESS
CITY STATE ZIP CODE
TELEPHONE ()

3. REPAIR KIT MERCHANDISE SECTION: (see sections 4-7 for restock merchandise)

QUANTITY ORDERED	PART NUMBER	PRODUCT DESCRIPTION	PRICE (U.S. Currency)	TOTAL
	101114	REPAIR KIT Box 1 and 2	\$322.00	
	103900	REPAIR KIT Box 3	\$250.00	
	105400	REPAIR KIT Box 4	\$292.00	
	105752	HEAT SHRINK TUBING FOR 16, 18 AND 20 GAUGE WIRE ADHESIVE LINED-DUAL WALL (250 pc pack)	\$39.00	
TOTAL REPAIR KIT MERCHANDISE			\$	

ORDER TYPE & SHIPPING INFORMATION

Please specify your preferred method of shipment and provide the required information. Please complete section 8 for emergency orders. Emergency orders will be assessed a 10% handling fee.

Account Number
Federal Express
UPS
Other:

All shipping expenses are the responsibility of the customer. There are two types of orders that can be placed through this program. Stock Orders and Emergency Orders. Stock orders will be filled using 2nd day shipping and will arrive at your place of business within 5 business days. Emergency orders will be filled using next day delivery and will arrive at your place of business within 48 hours for orders received before noon E.S.T. Monday through Thursday.

8. PAYMENT SECTION:

A. Repair Kit Merchandise (section 3)	\$
B. Restock Merchandise (sections 4 + 5 + 6 + 7)	\$
C. Emergency Order add 10% <input type="checkbox"/> Check here if this is an Emergency Order	\$
D. MERCHANDISE TOTAL (A + B + C) \$85 minimum	\$
TOTAL ORDER AMOUNT	\$

Prices and specifications are subject to change without notice.

FPS 8505 (REV 4/96)

TB-6342-A

Figure 7

4. BOX 1 RESTOCK MERCHANDISE SECTION: (Each terminal is machine-crimped to 4" of black high temperature wire).

Number of Packs	Drawer Number	Supplier Part Number	FCS Terminal Number	Pack Quantity	Price Per Pack (U.S. Currency)	Total Price (U.S. Currency)
	A1	101011	E8EB-14461-BA	10	\$7.50	
	A2	101012	E8EB-14461-AA	10	\$7.50	
	A3	101013	E8EB-14461-JA	10	\$7.50	
	A4	101014	E8EB-14461-HA	10	\$7.50	
	A5	101015	E7EB-14461-GA	10	\$7.50	
	A6	101016	E7EB-14461-EA	10	\$7.50	
	A7	101017	C8OB-14461-C	10	\$7.50	
	A8	101018	E5LB-14461-AA	10	\$21.00	
	A9	101019	E3VB-14461-AA	10	\$7.50	
	B1	101020	F1OB-14488-BA	10	\$7.50	
	B2	101021	E8EB-14488-UA	10	\$7.50	
	B3	101022	F1OB-14488-AA	10	\$7.50	
	B4	101023	E8EB-14488-ADA	10	\$7.50	
	B5	101024	E7EB-14488-NA	10	\$7.50	
	B6	101025	E8EB-14488-YA	10	\$7.50	
	B7	101026	E5LB-14488-AA	10	\$7.50	
	B8	101027	E3VB-14488-AA	10	\$7.50	
	B9	101028	E7EB-14487-GA	10	\$7.50	
	C1	101029	E8EB-14421-DA	10	\$7.50	
	C2	101030	FOEB-14421-DA	10	\$7.50	
	C3	101031	E8EB-14421-LA	10	\$7.50	
	C4	101032	E8EB-14421-CA	10	\$7.50	
	D1	101033	E8EB-14474-TA	10	\$7.50	
	D2	101034	E8EB-14474-VA	10	\$7.50	
	D3	101035	F1OB-14474-BA	10	\$7.50	
	D4	101036	F1OB-14474-AA	10	\$7.50	
	D5	101037	E8EB-14474-XA	10	\$7.50	
	D6	101038	E8EB-14474-YA	10	\$7.50	
	D7	101039	E8EB-14474-AKA	10	\$7.50	
	D8	101040	E8EB-14474-AJA	10	\$7.50	
	D9	101041	E8EB-14474-ALA	10	\$7.50	
	D10	101042	E8EB-14474-AMA	10	\$7.50	
	D11	101043	E8EB-14474-AFA	10	\$7.50	
	D12	101044	E8EB-14474-AGA	10	\$7.50	
	D13	101045	E8EB-14474-AEA	10	\$7.50	
	D14	101046	E8EB-14474-BFA	10	\$7.50	
	D15	101047	E5SB-14474-B	10	\$7.50	
	D16	101048	E5SB-14474-A	10	\$7.50	
	D17	101049	E7EB-14474-APA	10	\$7.50	
	D18	101050	E5LB-14474-BA	10	\$7.50	
	D19	101051	E4EB-14474-DA	10	\$7.50	
	D20	101052	E27B-14474-BA	10	\$7.50	
	D20a	101053	E8OB-14488-HA	10	\$7.50	
	D21	101054	E99B-14474-AA	10	\$7.50	
	D22	101055	E3SB-14474-GA	10	\$7.50	
	D23	101056	E3SB-14474-BA	10	\$7.50	
	D24	101057	E5LB-14474-CA	10	\$7.50	
	D25	101058	E8EB-14474-AXA	10	\$7.50	
	D26	101059	E8EB-14474-SA	10	\$7.50	
	D26a	101060	D4SB-14474-BA	10	\$7.50	
TOTAL BOX 1 RESTOCK MERCHANDISE						\$

TB-6343-A

Figure 8

5. BOX 2 RESTOCK MERCHANDISE SECTION: (Each terminal is machine-cripped to 4" of black high temperature wire).

Number of Packs	Drawer Number	Supplier Part Number	FCS Terminal Number	Pack Quantity	Price Per Pack (U.S. Currency)	Total Price (U.S. Currency)
	D26b	101061	E7SB-14474-AA	10	\$7.50	
	D27	101062	E8EB-14474-PA	10	\$7.50	
	D28	101063	E4LB-14474-CA	10	\$7.50	
	D29	101064	E57B-14474-BA	10	\$7.50	
	D30	101065	E57B-14474-CA	10	\$7.50	
	D31	101066	E7EB-14474-ASA	10	\$7.50	
	D32	101067	D4AB-14474-JA	10	\$7.50	
	D33	101068	E8EB-14474-MA	10	\$7.50	
	E1	101069	E8EB-14474-ACA	10	\$7.50	
	E2	101070	E8EB-14474-ABA	10	\$7.50	
	E3	101071	E3EB-14474-BA	10	\$7.50	
	E4	101072	E7EB-14474-UA	10	\$7.50	
	E5	101073	E6EB-14474-AA	10	\$7.50	
	F1	101074	E8EB-14417-KA	10	\$7.50	
	F2	101075	E8EB-14417-MA	10	\$7.50	
	F3	101076	D2OB-14417-BA	10	\$7.50	
	F4	101077	D5AB-14417-AA	10	\$7.50	
	G1	101078	EOSB-14490-BA	10	\$7.50	
	G2	101079	EOSB-14A438-BA	10	\$7.50	
	G3	101080	E7EB-14490-BA	10	\$7.50	
	G4	101081	E7EB-14A438-BA	10	\$7.50	
	G5	101082	E8EB-14490-AA	10	\$7.50	
	G6	101083	C6MB-13702-A	10	\$7.50	
	H1	101084	E8EB-14474-ANA	10	\$7.50	
	H2	101085	E8EB-14474-JA	10	\$7.50	
	H3	101086	D0VB-14474-D	10	\$7.50	
	H4	101087	D0VB-14474-C	10	\$7.50	
	H5	101088	E7EB-14487-DA	10	\$7.50	
	H6	101089	E8EB-14498-BA	10	\$7.50	
	H7	101090	E5EB-14487-BA	10	\$21.00	
	H8	101091	E5EB-14487-DA	10	\$21.00	
	H9	101092	E7EB-14490-DA	10	\$7.50	
	H10	101093	E7EB-14490-EA	10	\$7.50	
	H11	101094	E6UB-14474-AA	10	\$7.50	
	I1	101095	E8EB-14488-AFA	10	\$7.50	
	I2	101096	E8EB-14488-AGA	10	\$7.50	
	I3	101097	E8EB-14488-AHA	10	\$7.50	
	J1	101098	E96B-14474-BA	10	\$7.50	
	J2	101099	E9EB-14474-DA	10	\$7.50	
	J3	101100	E8EB-14474-BCA	10	\$7.50	
	J4	101101	E8EB-14474-BDA	10	\$7.50	
	K1	101102	E6DB-14421-AA	0	N/A	Obsolete
	K2	101103	E43B-14421-BA	0	N/A	Obsolete
	L1	101104	E8EB-14463-RA	10	\$7.50	
	L2	101105	E8EB-14463-ACA	10	\$7.50	
	M1	101106	E8EB-14490-BA	10	\$7.50	
	N1		101107	20	\$12.50	
	P1		101108	20	\$7.50	
	N2		101109	20	\$7.50	
	P2		101110	20	\$7.50	
	Q1		101111	20	\$50.00	
	Q2		101112	20	\$63.00	
TOTAL BOX 2 RESTOCK MERCHANDISE					\$	

TB-6344-A

Figure 9

6. BOX 3 RESTOCK MERCHANDISE SECTION: (Each terminal is machine-cripped to 4" of black high temperature wire).

Number of Packs	Drawer Number	Supplier Part Number	FCS Terminal Number	Pack Quantity	Price Per Pack (U.S. Currency)	Total Price (U.S. Currency)
	A10	103901	E8LB-14461-AA	10	\$7.50	
	B10	103902	F0VB-14488-BB	10	\$21.00	
	B11	103903	F0VB-14488-AA	10	\$21.00	
	B12	103904	E8LB-14487-AA	10	\$7.50	
	C5	103905	E8UB-14421-BA	10	\$7.50	
	C6	103906	E99B-14421-BA	10	\$7.50	
	C7		103907	10	\$7.50	
	C8		103908	10	\$7.50	
	C9		103909	10	\$7.50	
	C10		103910	10	\$7.50	
	C11		103911	10	\$7.50	
	C12		103912	10	\$7.50	
	C13		103913	10	\$7.50	
	C14		103914	10	\$7.50	
	C15		103915	10	\$7.50	
	C16		103916	10	\$7.50	
	D34	103917	F0VB-14474-VB	10	\$7.50	
	D35	103918	F0VB-14474-TB	10	\$7.50	
	D36	103919	F0VB-14474-PC	10	\$7.50	
	D37	103920	F0VB-14474-SC	10	\$7.50	
	D38	103921	F0VB-14474-EC	10	\$7.50	
	D39	103922	F0VB-14474-DC	10	\$7.50	
	D40	103923	F0VB-14474-BA	10	\$7.50	
	D41	103924	F0VB-14474-AA	10	\$7.50	
	D42	103925	E9EB-14474-BA	10	\$7.50	
	D43	103926	E93B-14474-AA	10	\$7.50	
	D44	103927	F58B-14474-EA	10	\$7.50	
	D45	103928	F0VB-14474-HA	10	\$7.50	
	D46	103929	F0VB-14474-JA	10	\$7.50	
	D47	103930	E83B-14474-AA	10	\$7.50	
	D48	103931	E8UB-14474-BA	10	\$7.50	
	D49	103932	E93B-14474-DA	10	\$7.50	
	D50	103933	F0DB-14474-BA	10	\$7.50	
	D51	103934	F0DB-14474-AA	10	\$7.50	
	D52	103935	E96B-14474-AA	10	\$7.50	
	D53	103936	E8LB-14474-FA	10	\$7.50	
	D54	103937	E93B-14474-BA	10	\$7.50	
	D55		103938	10	\$7.50	
	D56	103939	F3DB-14474-DA	10	\$7.50	
	D57		103940	10	\$7.50	
	D58		103941	10	\$7.50	
	D59	103942	E9DB-14474-AA	10	\$7.50	
	D60	103943	E9DB-14474-BA	10	\$7.50	
	D61		103944	10	\$7.50	
	D62	103945	F03B-14474-AA	10	\$7.50	
	D63	103946	F0LB-14474-AA	10	\$7.50	
	D64	103947	F2AB-14474-PA	10	\$7.50	
	D65	103948	F2DB-14474-AA	10	\$7.50	
	D66	103949	F2DB-14474-CA	10	\$7.50	
	D67		103950	10	\$7.50	
	F5	103951	F4UB-14474-AA	10	\$7.50	
	F6	103952	F4UB-14474-BA	10	\$7.50	
	F7	103953	F2AB-14474-HA	10	\$7.50	
	F8	103954	F2AB-14474-LA	10	\$7.50	
	F9	103955	F2AB-14474-DA	10	\$7.50	
	F10	103956	F2AB-14474-FA	10	\$7.50	
	H12	103957	E9EB-14474-AA	10	\$7.50	
	L3	103958	F1DB-14463-AA	10	\$7.50	
	L4	103959	E9DB-14463-BA	10	\$7.50	
TOTAL BOX 3 RESTOCK MERCHANDISE					\$	

TB-6345-A

Figure 10

7. BOX 4 RESTOCK MERCHANDISE SECTION: (Each terminal is machine-cripped to 4" of black high temperature wire).

Number of Packs	Drawer Number	Supplier Part Number	FCS Terminal Number	Pack Quantity	Price Per Pack (U.S. Currency)	Total Price (U.S. Currency)
	A11	105401	F4SB-14461-EB	10	\$7.50	
	A12	105402	F6DB-14461-BA	10	\$7.50	
	A13	105403	F6DB-14461-CA	10	\$7.50	
	A14	105404	409643	10	\$12.50	
	A15	105405	409647	10	\$12.50	
	A16	105406	409648	10	\$12.50	
	A17	105407	MS1576-106	10	\$12.50	
	B13	105408	F4SB-14487-AA	10	\$7.50	
	B14	105409	F4SB-14487-DB	10	\$7.50	
	B15	105410	F6DB-14487-AA	10	\$7.50	
	B16	105411	F6DB-14474-BA	10	\$7.50	
	B17	105412	F58B-14488-AA	10	\$7.50	
	B18	105413	F58B-14488-BA	10	\$7.50	
	B19	105414	409645	10	\$12.50	
	B20	105415	409650	10	\$12.50	
	B21	105416	409651	10	\$12.50	
	B22	105417	MS1576-107	10	\$12.50	
	B23	105418	F58B-14487-BA	10	\$7.50	
	C17	105419	F5LB-14421-AA	10	\$7.50	
	C18	105420	F50B-14421-DA	10	\$7.50	
	C19	105421	F5VB-14421-AA	10	\$7.50	
	C20	105422	F4SB-14421-CA	10	\$7.50	
	C21	105423	F4SB-14421-FA	10	\$7.50	
	C22	105424	F4SB-14421-EA	10	\$7.50	
	C23	105425	F4SB-14421-LA	10	\$7.50	
	C24	105426	F4SB-14421-PA	10	\$7.50	
	C25	105427	F50B-14421-CA	10	\$7.50	
	D68	105428	F57B-14474-BB	10	\$7.50	
	D69	105429	F4SB-14474-KA	10	\$7.50	
	D70	105430	F3DB-14474-EA	10	\$7.50	
	D71	105431	F4SB-14474-MA	10	\$7.50	
	D72	105432	F4ZB-14474-CA	10	\$7.50	
	D73	105433	E8EB-14474-AYA	10	\$7.50	
	D74	105434	F4UB-14474-FA	10	\$7.50	
	D75	105435	F4UB-14474-GA	10	\$7.50	
	D76	105436	F5ZB-14474-AA	10	\$7.50	
	D77	105437	F57B-14474-DB	10	\$7.50	
	D78	105438	F4SB-14474-GA	10	\$7.50	
	D79	105439	MS1576-108	10	\$12.50	
	D80	105440	F2AB-14474-BA	10	\$7.50	
	D81	105441	F4ZB-14474-DA	10	\$7.50	
	D82	105442	F57B-14474-NA	10	\$7.50	
	D83	105443	F5LB-14474-AA	10	\$7.50	
	D84	105444	F4RB-14474-BA	10	\$7.50	
	D85	105445	F58B-14474-DA	10	\$7.50	
	D86	105446	F5AB-14474-AA	10	\$7.50	
	D87	105447	F57B-14474-HA	10	\$7.50	
	D88	105448	F4RB-14474-AA	10	\$7.50	
	D89	105449	F58B-14474-BA	10	\$7.50	
	D90	105450	F5ZB-14474-BA	10	\$7.50	
	D91	105451	F3VB-14474-AA	10	\$7.50	
	D92	105452	F50B-14474-KA	10	\$7.50	
	D93	105453	F4TB-14474-AA	10	\$7.50	
	D94	105454	F3LB-14474-BA	10	\$7.50	
	D95	105455	409723	10	\$12.50	
	D96	105456	ESPA DFK 1	10	\$12.50	
	F11	105457	F67B-14474-AA	10	\$7.50	
	H13	105458	E8EB-14474-ARA	10	\$7.50	
	L5	105459	E8EB-14463-AAA	10	\$7.50	
	L6	105460	E8EB-14463-JA	10	\$7.50	
TOTAL BOX 4 RESTOCK MERCHANDISE					\$	

TB-6346-A

Figure 11

If wiring repairs are required, dealers can obtain a kit by using the included Order Form (Figures 6-11) shown. Pricing information is included for the complete boxes and restocking merchandise for the individual drawers.

^ U.S.A. - Ford Component Sales, LLC: Orders may be called in (877)682-4276. Or Fax completed order sheet to (734)523-5920.

^ Canada - Jobborn Manufacturing Limited: Orders may be called into (800)337-0823 or (905)336-6696.

^ Mexico - Fax completed order sheet to (734)523-5920.

SERVICE PROCEDURE

NOTE

AN ULTRA-TORCH (SELF-IGNITING) IS AVAILABLE THROUGH ROTUNDA (107-R0304). THE ULTRA-TORCH IS A CORDLESS SOLDERING IRON/HEAT GUN RECOMMENDED TO BE USED FOR SOLDERING, STEP 2, AND HEAT SHRINKING, STEP 5, PROCESSES.

Dual Wall Heat Shrink Tubing provided with Repair Kit Box # 3 may be used for 16, 18, or 20 gauge wire only. For wire gauges larger than 16, a Deutsch Jiffy Splice must be used (available in Repair Kit Box # 1 and # 2).

NOTE

A HIGH COMPRESSION CRIMP TOOL MUST BE USED WITH THE DEUTSCH JIFFY SPLICES. ROTUNDA DOES NOT OFFER A HIGH COMPRESSION CRIMP TOOL.

Dual Wall Heat Shrink Tubing containing hot melt wax is included with Repair Kit Box # 3 and offers a Ford-approved method for joining two (2) circuits. When properly used with a soldered circuit joint, this Ford-approved heat shrink tubing will provide a stable, low electrical resistance connection for years of service in any Ford or Lincoln-Mercury vehicle.

If an unreliable splicing method is used, the circuit joint may be unstable, resulting in variable resistance or a short circuit. Variable resistance can be the result of oxidation (corrosion) caused by air within the joint. A short circuit (signal leakage) is caused by either moisture on the circuit joint or a frayed wire coming in contact with another wire. Either situation may cause electrical Systems to malfunction.

It is important to use heat shrink tubing containing hot melt wax over a soldered circuit joint to create a waterproof and airtight connection.

The following five (5) Steps should be used when joining two (2) circuits using solder and heat shrink tubing containing hot melt wax:

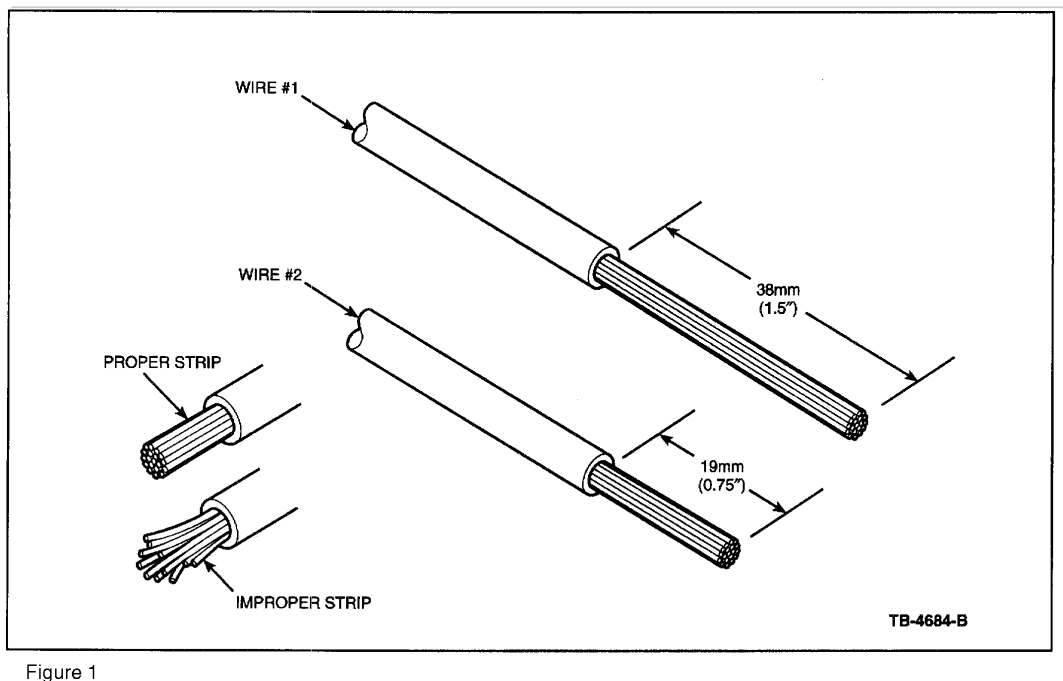


Figure 1

1. Strip 38mm (1.5") of insulation from Wire # 1 and 19mm (0.75 ") of insulation from Wire # 2 (Figure 1). Pull wire straight from stripper. If wire is pulled at an angle, wire strands may be cut off. If more than one (1) strand is cut off during stripping, cut off end and restrip.

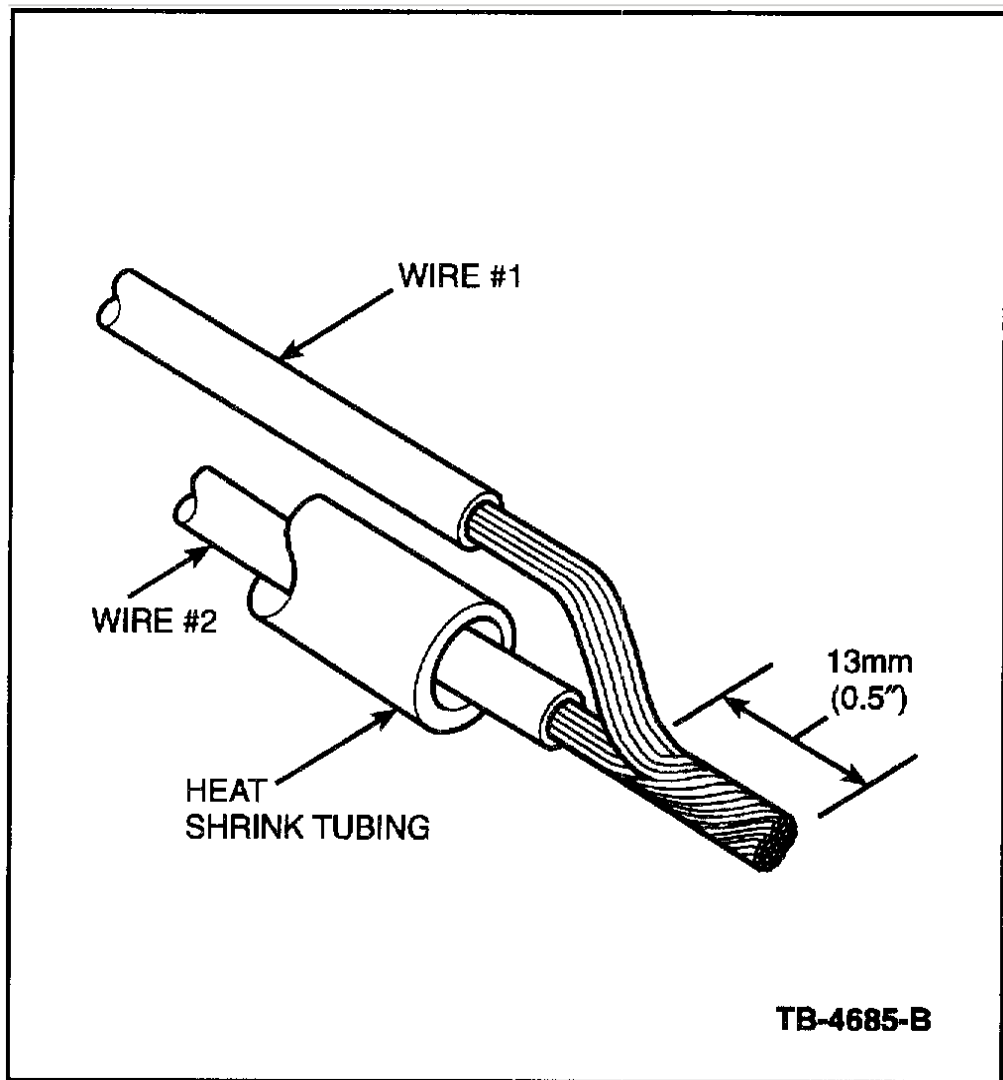


Figure 2

2. Twist and solder the wires (do not forget to install the heat shrink tubing first) (Figure 2). Use rosin core mildly activated (RMA) solder. DO NOT use acid core solder.

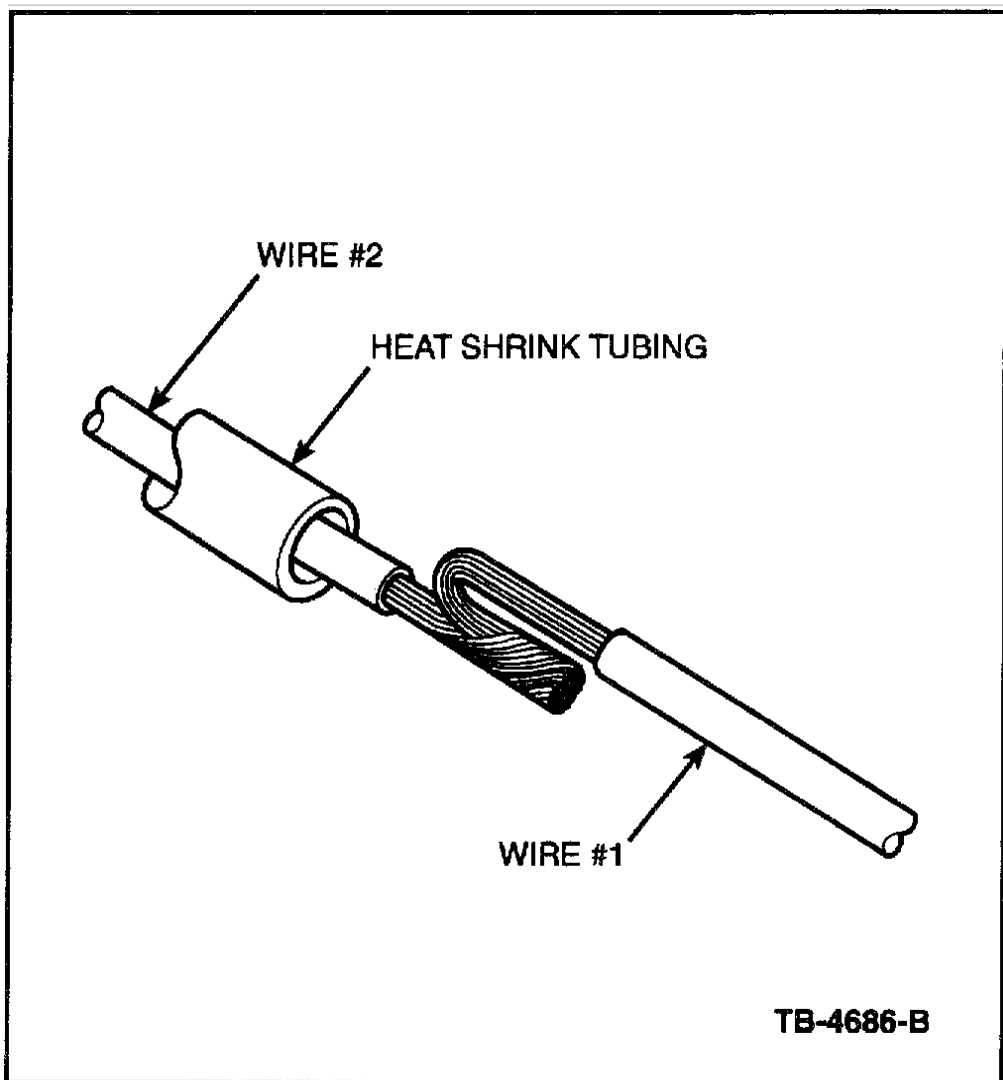


Figure 3

3. Form (bend) the circuit into a shape for sealing (Figure 3).

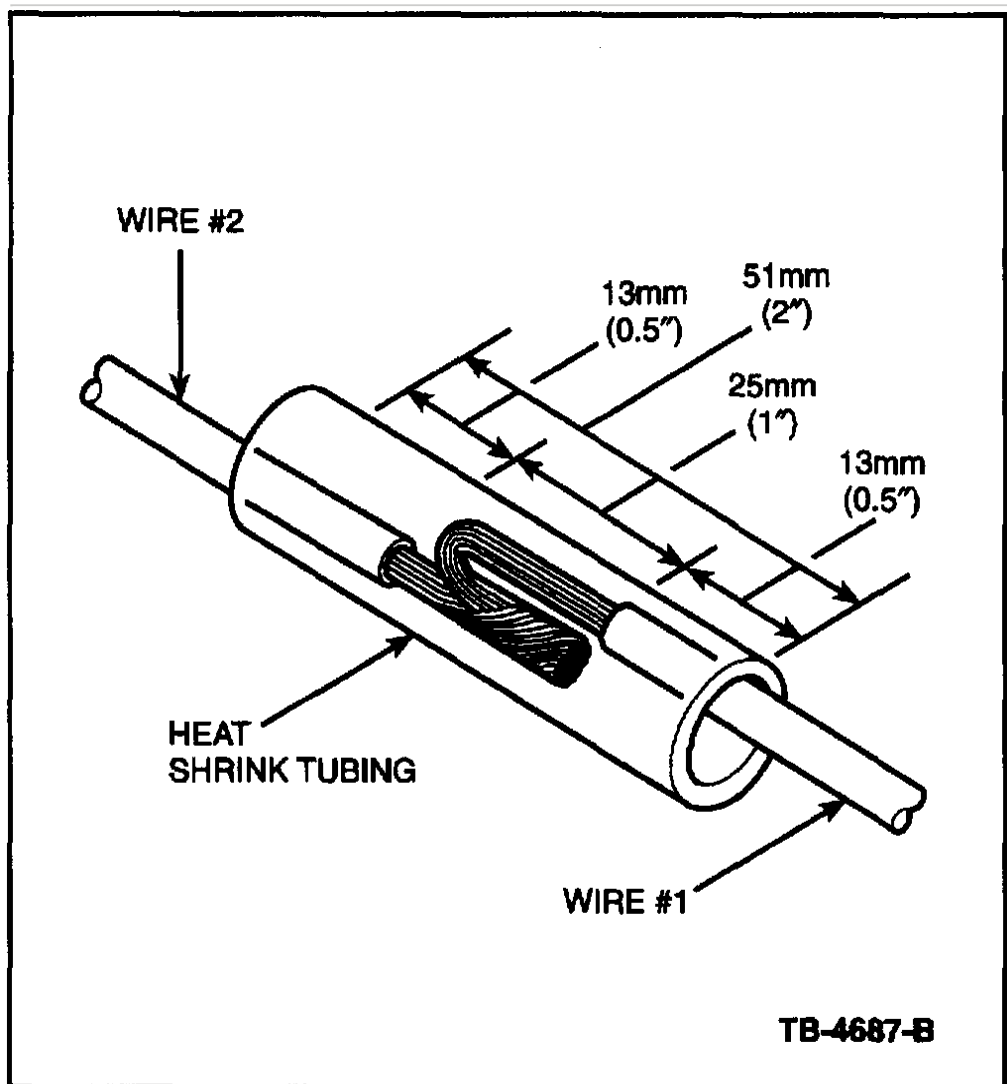


Figure 4

4. Reposition heat shrink tubing over splice (Figure 4).

NOTE

DURABILITY OF A HEAT SHRINK TUBING SPLICE IS DEPENDENT ON THE HOT MELT WAX THAT WILL APPEAR FROM BOTH ENDS OF THE TUBE. THE HOT MELT WAX FORMS AN ADHESIVE SEAL BETWEEN THE WIRE INSULATION AND THE HEAT SHRINK TUBING WHICH PREVENTS AIR AND MOISTURE FROM ENTERING THE SOLDER POINT.

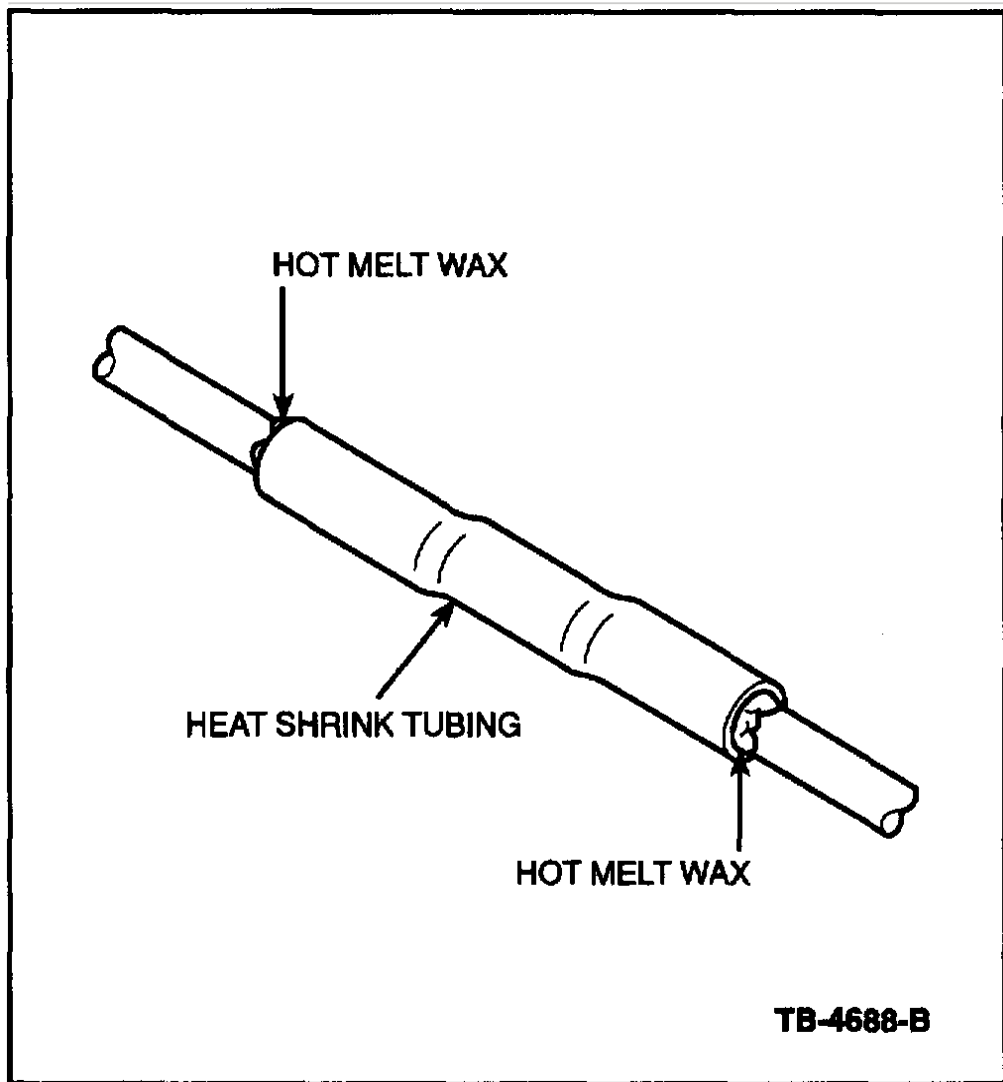


Figure 5

5. Heat the entire length of the heat shrink tubing until the hot melt wax appears from both ends of the tubing (Figure 5).

OTHER APPLICABLE ARTICLES: NONE

SUPERSEDES: 99-22-2

WARRANTY STATUS: INFORMATION ONLY

OASIS CODES: 203000, 203200, 205000, 290000

