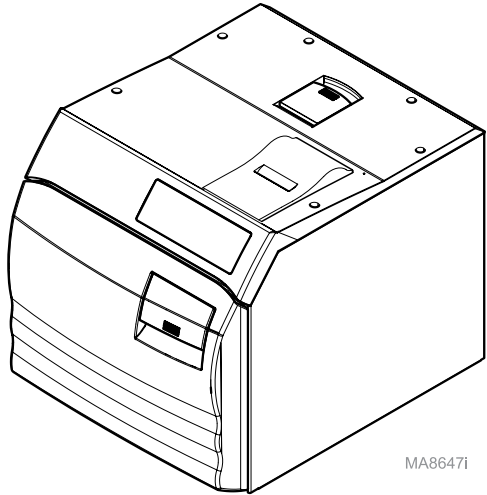


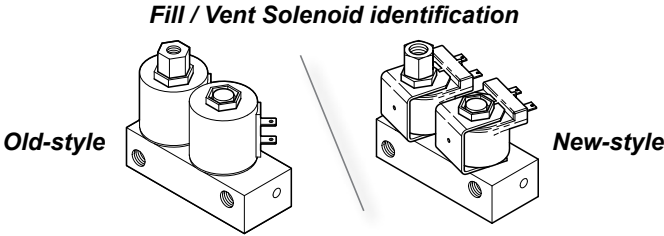


Wiring / Flow Diagrams: M9/M9D & M11/M11D

Attention
 This document contains wiring and flow diagrams for the models listed in the table below. Identify the desired model, then click on the blue text to view the desired diagram.

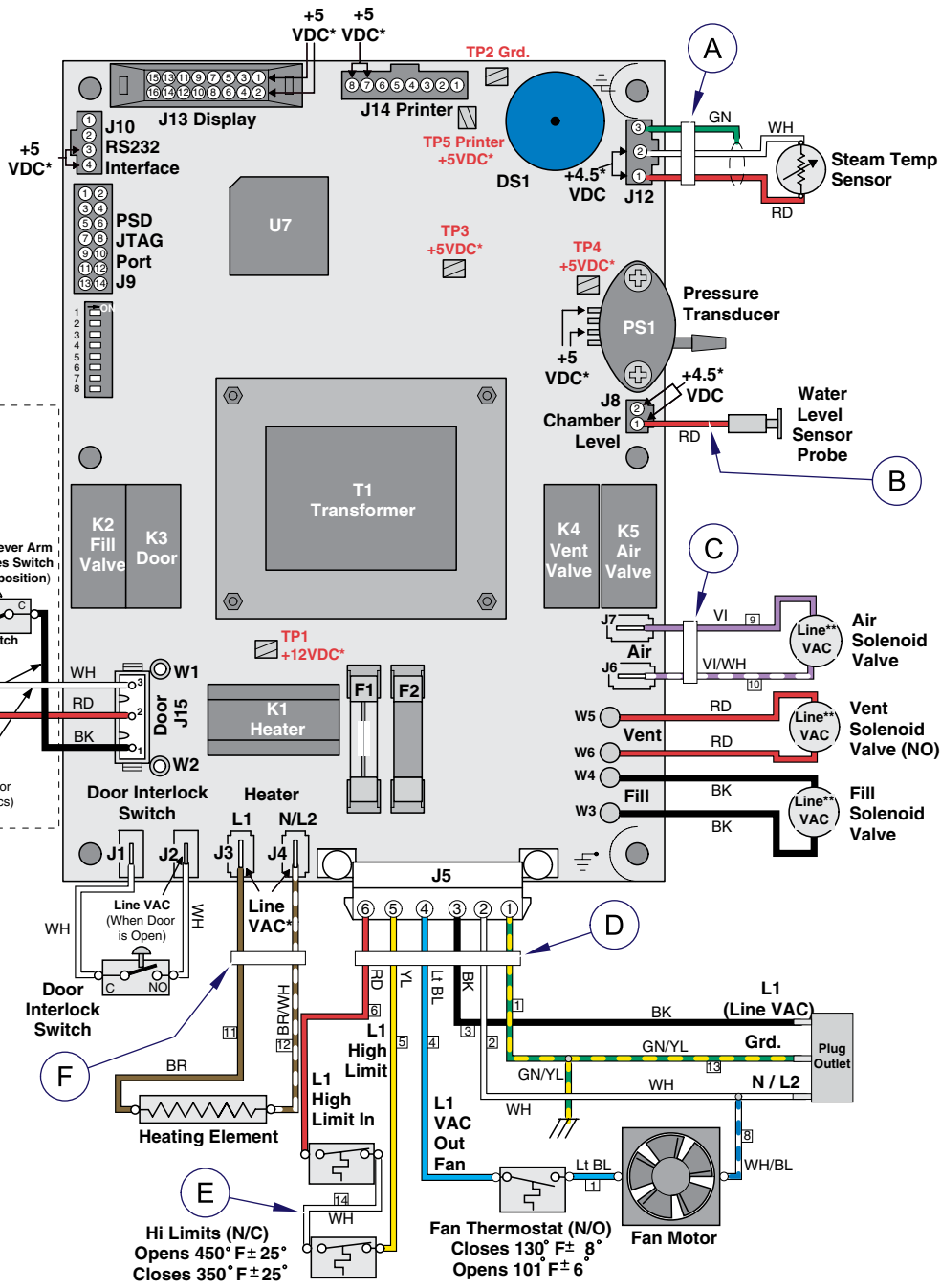


MA86471



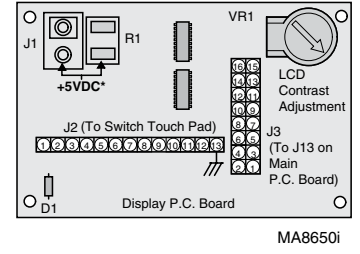
Model Numbers	Fill / Vent Solenoid	Refer to:
M9 (-020 / -021 / -022)	Old-style	Wiring Diagram: M9 / M11 (old-style solenoids) Flow Diagram
	New-style	Wiring Diagram: M9 / M11 (new-style solenoids) Flow Diagram
M9D (-020 / -022)	Old-style	Wiring Diagram: M9D / M11D (old-style solenoids) Flow Diagram
	New-style	Wiring Diagram: M9D / M11D (new-style solenoids) Flow Diagram
M11 (-020 / 021 / 022)	Old-style	Wiring Diagram: M9 / M11 (old-style solenoids) Flow Diagram
	New-style	Wiring Diagram: M9 / M11 (new-style solenoids) Flow Diagram
M11D (-020 / 021 / 022)	Old-style	Wiring Diagram: M9D / M11D (old-style solenoids) Flow Diagram
	New-style	Wiring Diagram: M9D / M11D (new-style solenoids) Flow Diagram

TP209 Rev. A



* Constant Voltage
 ** Voltage Present Only During Component Operation
 *** Rectified DC Voltage Only Present During Operation

Note: Disconnect plug connector when checking voltage.



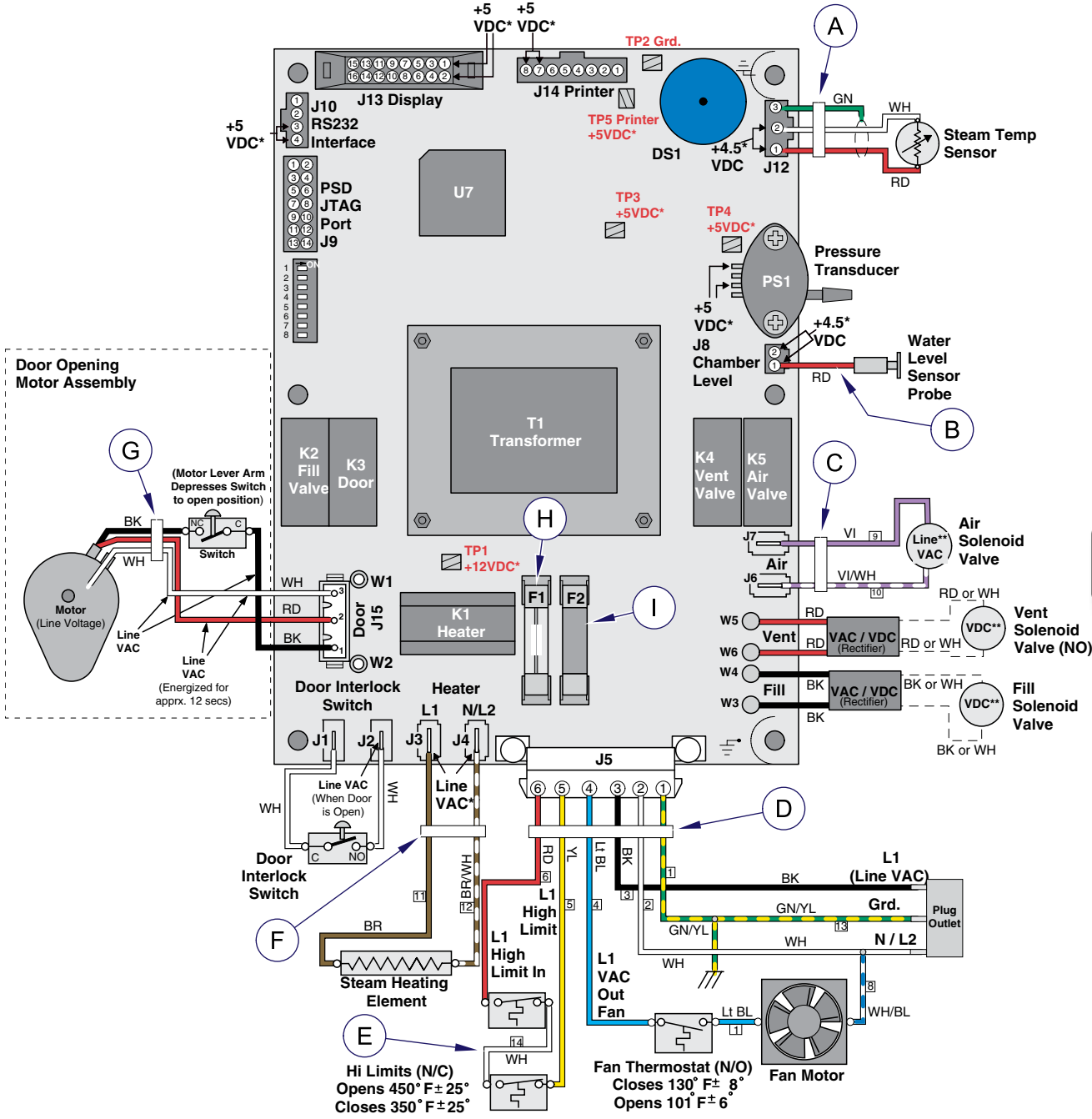
Caution
 Line voltage is present between Ground and Heater terminals at all times (L1 and L/N2 on PC board).

**Wiring Diagram:
 M9 / M11 (old-style solenoids)**

Item	Description	Part Number
A	Steam Temp. Sensor Harness	015-1680-00
B	Water Level Sensor Harness	015-1552-00
C	Air Solenoid Valve Harness	015-1638-00
D	Main Harness	015-1554-00
E	Hi Limit Sensor Jumper Wire	015-1640-00
F	Heating Element Harness	015-1639-00
G	Door Motor Harness	015-1672-00
H	Fuse (F1) 115V models: 0.25A, 250V, Slo-Blo, 1/4" x 1-1/4" 230V models: 0.125A, 250V, Slo-Blo, 5mm x 20mm	
I	Fuse (F2) 115V models: 15A, 250V, Fast-Acting, 1/4" x 1-1/4" 230V models: 8A, 250V, Fast-Acting, 5mm x 20mm	

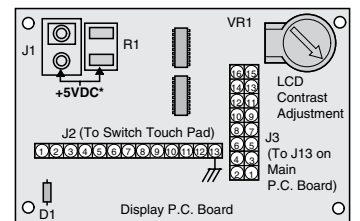
Model(s):	Fill / Vent Solenoid
M9 (-020 / -021 / -022) M11 (-020 / 021 / 022)	old-style

TP209 Rev. A



* Constant Voltage
 ** Voltage Present Only During Component Operation
 *** Rectified DC Voltage Only Present During Operation

Note: Disconnect plug connector when checking voltage.



MA8650-1i

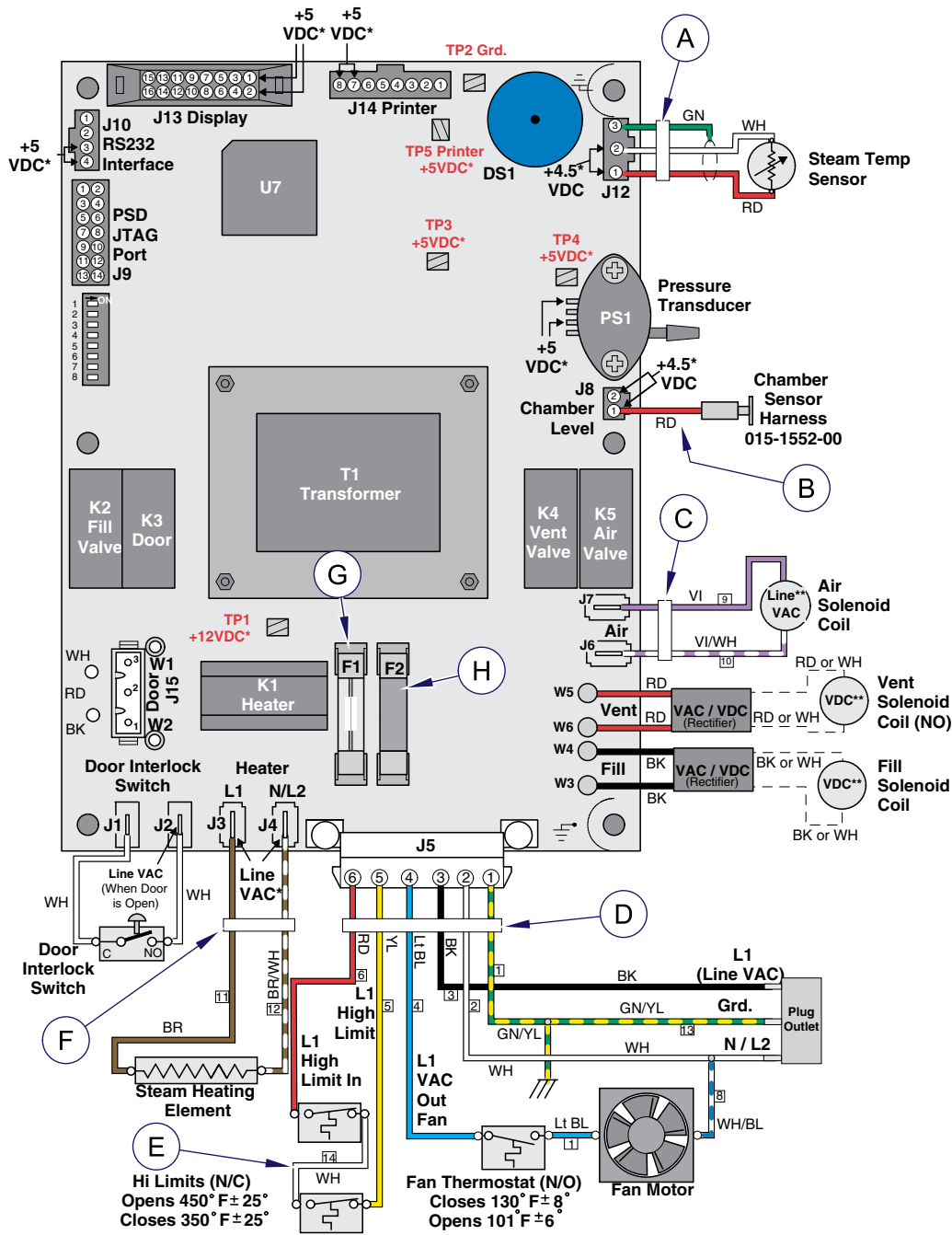
Caution
 Line voltage is present between Ground and Heater terminals at all times (L1 and L/N2 on PC board).

**Wiring Diagram:
 M9 / M11 (new-style solenoids)**

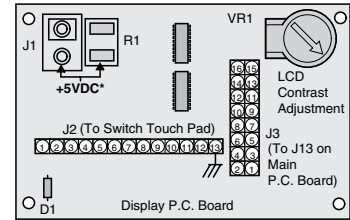
Item	Description	Part Number
A	Steam Temp. Sensor Harness	015-1680-00
B	Water Level Sensor Harness	015-1552-00
C	Air Solenoid Valve Harness	015-1638-00
D	Main Harness	015-1554-00
E	Hi Limit Sensor Jumper Wire	015-1640-00
F	Heating Element Harness	015-1639-00
G	Door Motor Harness	015-1672-00
H	Fuse (F1) 115V models: 0.25A, 250V, Slo-Blo, 1/4" x 1-1/4" 230V models: 0.125A, 250V, Slo-Blo, 5mm x 20mm	
I	Fuse (F2) 115V models: 15A, 250V, Fast-Acting, 1/4" x 1-1/4" 230V models: 8A, 250V, Fast-Acting, 5mm x 20mm	

Model(s):	Fill / Vent Solenoid
M9 (-020 / -021 / -022) M11 (-020 / 021 / 022)	new-style

TP209 Rev. A



* Constant Voltage
 ** Voltage Present Only During Component Operation
 *** Rectified DC Voltage Only Present During Operation
Note: Disconnect plug connector when checking voltage.



MA8651-1i

Caution
 Line voltage is present between Ground and Heater terminals at all times (L1 and L/N2 on PC board).

**Wiring Diagram:
 M9D / M11D (new-style solenoids)**

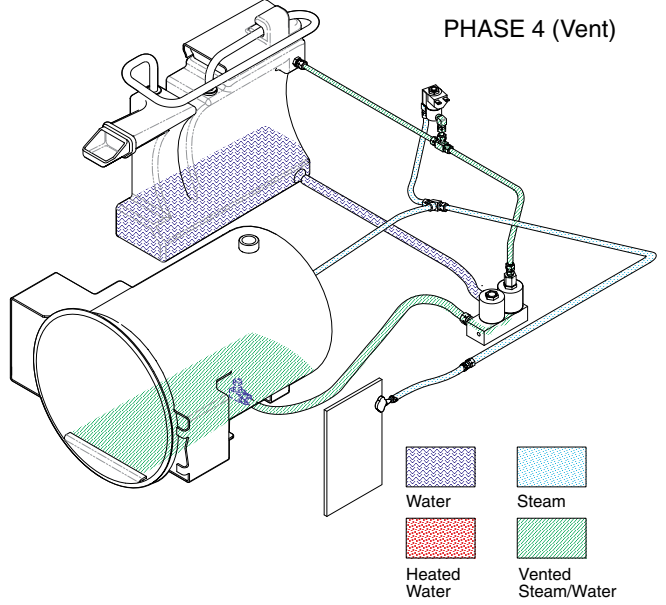
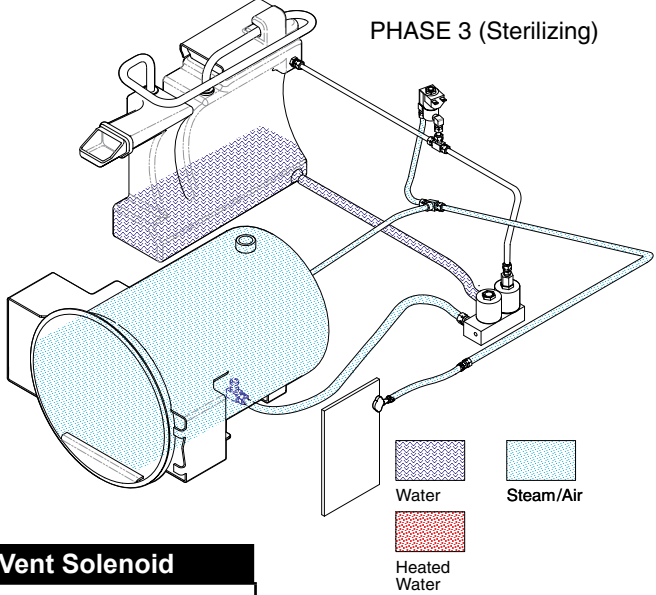
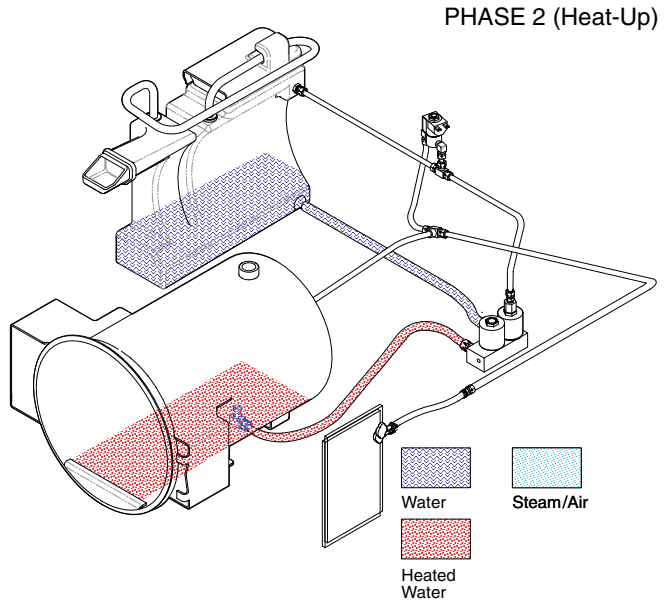
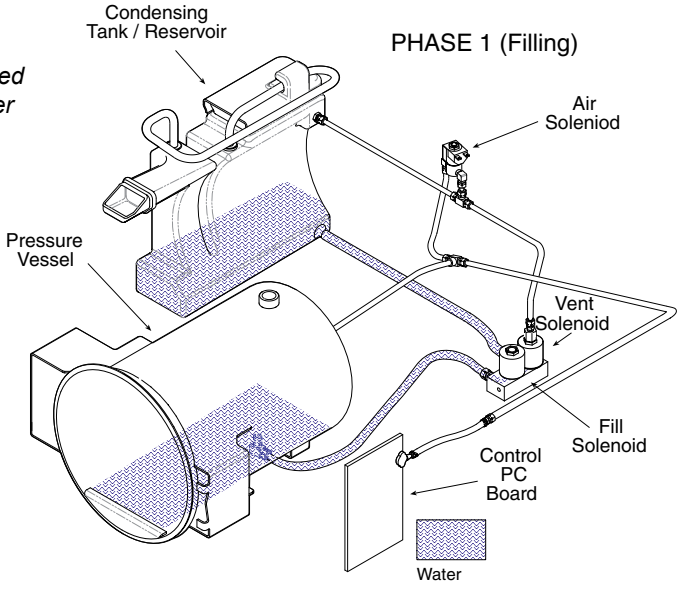
Item	Description	Part Number
A	Steam Temp. Sensor Harness	015-1680-00
B	Water Level Sensor Harness	015-1552-00
C	Air Solenoid Valve Harness	015-1638-00
D	Main Harness	015-1554-00
E	Hi Limit Sensor Jumper Wire	015-1640-00
F	Heating Element Harness	015-1639-00
G	Fuse (F1) 115V models: 0.25A, 250V, Slo-Blo, 1/4" x 1-1/4" 230V models: 0.125A, 250V, Slo-Blo, 5mm x 20mm	
H	Fuse (F2) 115V models: 15A, 250V, Fast-Acting, 1/4" x 1-1/4" 230V models: 8A, 250V, Fast-Acting, 5mm x 20mm	

Model(s):	Fill / Vent Solenoid
M9D (-020 / -022) M11D (-020 / 022)	new-style

TP209 Rev. A

Flow Diagrams

These diagrams illustrate the flow of water, heated water, steam, and vented steam thru the sterilizer during each phase of a cycle.












Model(s):	Fill / Vent Solenoid
M9 (-020 / -021 / -022) M11 (-020 / 021 / 022)	all (old-style shown)
M9D (-020 / -022) M11D (-020 / 022)	all (old-style shown)

MA618600

TP209 Rev. A

Color Abbreviation Chart

	Item	Color (English)	Farbe (Deutsch)	Couleur (Français - Europe)	Color (español europeo)	Colore (italiano)	Color (others)
	BK	Black	Schwarz	Noir	Negro	Nero	
	BL	Blue	Blau	Bleu	Azul	Blu	
	BR	Brown	Braun	Marron	Marrón	Marrone	
	CL	Clear	Durchsichtig	Incolore	Transparente	Trasparente	
	GN	Green	Grün	Vert	Verde	Verde	
	GY	Grey	Grau	Gris	Gris	Grigio	
	OR	Orange	Orange	Orange	Naranja	Arancione	
	PR	Purple	Purpur	Pourpre	Morado	Porpora	
	CL/PR	Clear Purple	Durchsichtig Purpur	Incolore Pourpre	Transparente Morado	Trasparente Porpora	
	RD	Red	Rot	Rouge	Rojo	Rosso	
	WH	White	Weiß	Blanc	Blanco	Bianco	
	YL	Yellow	Gelb	Jaune	Amarillo	Giallo	
	PK	Pink	Pink	Rose	Rosa	Rosa	
	TN	Tan	Hellbraun	Fauve	Marrón claro	Tanè (marrone scuro)	
	BK/WH	Black/White	Schwarz / Weiß	Noir / Blanc	Negro / Blanco	Bianco / Nero	
	BL/WH	Blue/White	Blau / Weiß	Bleu / Blanc	Azul / Blanco	Blu / Bianco	
	BR/WH	Brown/White	Braun / Weiß	Marron / Blanc	Marrón / Blanco	Marrone / Bianco	
	CL/BK	Clear / Black	Durchsichtig / Schwarz	Incolore / Noir	Transparente / Negro	Trasparente / Nero	
	GN/WH	Green / White	Grün / Weiß	Vert / Blanc	Verde / Blanco	Verde / Bianco	
	GN/YL	Green / Yellow	Grün / Gelb	Vert / Jaune	Verde / Amarillo	Verde / Giallo	
	OR/WH	Orange / White	Orange / Weiß	Orange / Blanc	Naranja / Blanco	Arancione / Bianco	
	PR/WH	Purple / White	Purpur / Weiß	Pourpre / Blanc	Morado / Blanco	Porpora / Bianco	
	RD/WH	Red / White	Rot / Weiß	Rouge / Blanc	Rojo / Blanco	Rosso / Bianco	
	VI/WH	Violet / White	Violett / Weiß	Violet / Blanc	Violeta / Blanco	Viola / Bianco	
	YL/WH	Yellow / White	Gelb / Weiß	Jaune / Blanc	Amarillo / Blanco	Giallo / Bianco	
	YL/GN	Yellow / Green	Gelb / Grün	Jaune / Vert	Amarillo / Verde	Giallo / Verde	
	YL/BK	Yellow / Black	Gelb / Schwarz	Jaune / Noir	Amarillo / Negro	Giallo / Nero	

TP209 Rev. A