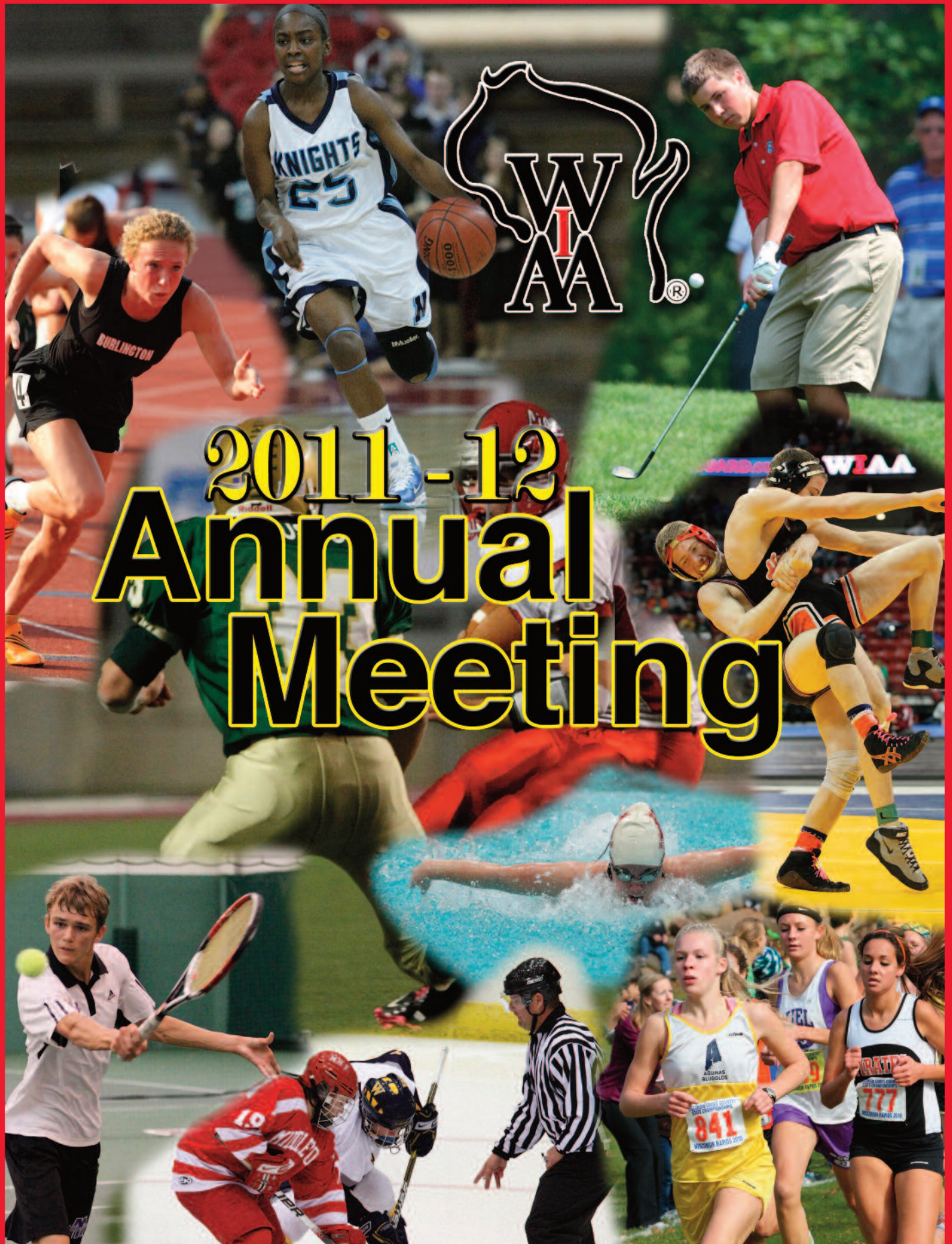




2011-12 Annual Meeting



Wisconsin Interscholastic Athletic Association

2011-12

**REGISTRATION
&
COFFEE**

*8 – 9 a.m.
Commons*

ANNUAL MEETING

Expo 3A, 3B and 4

9 a.m.

***Board of Control President
Mark Gobler Presiding***

- I. Opening Remarks*
- II. Minutes of 2011 Meeting*
- III. Treasurer's Report – Dean Sanders*
- IV. Elections Status*
(Board of Control & Advisory Council)
- V. Vote on Amendments*
- VI. Director's Report*
 - a. Open Forum*
 - b. Old Business*
 - c. New Business*
- VII. Announcements*
- VIII. Adjournment*

Wisconsin Interscholastic Athletic Association

5516 Vern Holmes Drive
Stevens Point, WI 54482-8833

(715) 344-8580

Fax (715) 344-4241

Email info@wiaawi.org

Web Site www.wiaawi.org

Executive Staff



Dave Anderson
Executive Director



Wade Labecki
Deputy Director



Debra Hauser
Associate Director



Tom Shafranski
Assistant Director



Marcy Thurwachter
Assistant Director



Todd Clark
Communications Director

Staff

Executive Director Dave Anderson
Administration Coordinator Julie Kage

Deputy Director Wade Labecki
Administrative Assistant Hydie Laidlaw

Associate Director Debra Hauser
Administrative Assistant TBD

Assistant Director Tom Shafranski
Administrative Assistant Deb Lepak

Assistant Director Marcy Thurwachter
Administrative Assistant Sheila Schulfer

Communications Director Todd Clark

Office Manager Joan Gralla

Controller Debbie Tork
Officials Liaison Kristen Spencer
Print Production Coordinator Lisa Gagas
Print Production Coordinator Kathy Grulkowski
Printer Sandy Zastrow
Systems Coordinator Dorothy Sankey
Ticket Coordinator Lucy Dulek

Board of Control



Mark Gobler
Luck
President



Terry Reynolds
Pittsville



Mike Beighley
Whitehall



Corey Baumgartner
Kaukauna



Brian Busler
Oregon



Dean Sanders
Lake Mills



Jack Klebesadel
Germantown



Tim Sivertson
Elk Mound



Mary Pfeiffer
Neenah



Keith Posley
Milwaukee Public Schools

Advisory Council



Brad Ayer
Clear Lake



Scott Bleck
Weyauwega-Fremont



Eric Burling
Burlington



Eric Coleman
Milwaukee Public Schools



Mike Devine
Stevens Point



Mike Gosz
Hamilton



Mark Gruen
Royall



Brian Henning
New Auburn



Beth Kaminski
South Milwaukee



Kimbert Kaukl
River Valley



Ted Knutson
Aquinas



Bill Perry
Augusta



Barry Rose
Cumberland



Eric Russell
Baldwin-Woodville



Todd Sobriksky
Brookfield Central



Dave Steavpack
Ashwaubenon



Reed Welsh
Abbotsford



Scott Winch
Stratford

Sports Advisory Committee

Renee Chapek, Amery
Otis Chambers, Bay Port
Tim Collins, Big Foot
Vickie Dahl, Mineral Point


Cora Dillin, Necedah
Corey Golla, Brookfield East
Greg Harvey, Wausau East
Stephanie Hauser, Stevens Point

Randy Johnson, Durand
Ray Kosey, Superior
Jim McClowry, Sun Prairie
Linda Olson, Freedom

Signe Schecher, Mayville
Peggy Seegers-Braun, Divine Savior
Holy Angels

Dear Membership:

“Coming together is a beginning; keeping together is progress; working together is success.” These words from Henry Ford resonate clearly as we, the membership, accept the ever-mounting challenges of the climate that exists today. No, we are not building the Model T, but we are always looking forward to the future and the possible obstacles that may arise.



As a membership we have been able to keep the ship floating despite finding out at times we are not a perfect institution. We know this because it is obvious that those from inside and outside the membership generate legal challenges to our rules and bylaws. In defending our ideals against those that think only of individual motivations, it can be painful; however, it allows us to reflect and process to keep the collective intent of the membership intact. I will be showing my age as I refer to Madeline Hunter’s principles of being able to “monitor and adjust” and “embrace the teachable moment” as we proceed.

Why I bring this up is that, from my position, I have been able to witness the excellent work of the executive staff of the WIAA. They meet these challenges head on with poise. They truly are leaders with a vision to safeguard the principles upon which this organization was founded. Yet, with an eye on the future they know, prepare and analyze. They also listen, communicate, and with the utmost transparency, inform. With their leadership and collaborative skills with other agencies, the Youth Concussion Bill was recently signed by the governor. I would like to personally thank each of them for what they do.

I also appreciate all the work of our coaches, ADs and administrators. The WIAA depends on your attention to detail and fairness. Thanks to the Coaches’ Advisory, Sports Advisory and the Advisory Council for the extra time you put in to keep this organization running. Finally to my colleagues on the Board of Control, I compliment you on your dedication and commitment. I especially appreciate your friendship. It has been an honor serving as president this past year.

Lastly, let’s mention the players and the memories, including the overtimes at the football championships and pressure-packed volleyball tourneys. How about the wonderful shots by Sam Dekker and Heather Bowe at the basketball tournaments; and the overtime game winner by Mason Appleton at boy’s hockey? The amazing appreciation shown by the overflowing crowd for Jared Donar, four-time state champion with a 189-0 career record at the state individual wrestling tournament was a sight to behold. Wow, what a year.

Sincerely yours;

A handwritten signature in black ink, appearing to read 'M. Gobler', written in a cursive style.

Mark Gobler, President, Board of Control
Luck Public Schools

MISSION

The purpose of this Association is threefold:

- A. To organize, develop, direct, and control an interscholastic athletic program which will promote the ideals of its membership and opportunities for member schools' participation.
- B. To emphasize interscholastic athletics as a partner with other school activities in the total educational process, and formulate and maintain policies which will cultivate high ideals of good citizenship and sportsmanship.
- C. To promote uniformity of standards in interscholastic athletic competition, and prevent exploitation by special interest groups of the school program and the individual's ability.

Note: The WIAA membership-sponsored tournaments are the collective property of the Association and not of any individual member. The Association reserves the right to promote and advance the membership's interests with publication information; exclusive arrangements to create recognition and exposure for school-sponsored activities; restrictive policies prohibiting exploitation and commercialization of membership-sponsored tournaments; appropriate proprietary interests; and the use of images or transmissions identifying students, administrative personnel and member school marks.

SERVING THE MEMBERSHIP

One of the major changes in the WIAA structure came in 1949 with the institution of an Advisory Council. While Board of Control members come from geographical areas of the state, the Council is made up of members according to school size - five from large schools, five from medium schools and five from small schools. Beginning in 1985-86, a gender at-large representative became the 16th member of the Council. In 1993, an ethnic minority at-large representative was added to both the Board of Control and Advisory Council as was a nonpublic school representative in 2000. Council members are also administrators (district administrators, high school principals or assistants at either position).

The WIAA prides itself in a strong communication program. The WIAA BULLETIN is printed four times yearly. The communication process also includes an involved Web site with a School Center, Officials Center and Media Center; and a network of committees. There is a Sports Advisory Committee (athletic administrators - male and female), and there are separate committees of three to eight coaches for each sport sponsored by member schools. There are also special committees providing input on junior high matters, on officials' registration, concerns on medical matters, and a sportsmanship advisory group.

A major function of the WIAA operation, outside of conducting tournament programs and enforcing eligibility rules, is the licensing program for over 9,500 officials and series of rules interpretation meetings covering almost all sports. Junior high/middle level athletics is also a WIAA responsibility, although only about one-quarter of the nearly 400 school districts in the state affiliate their programs. A significant new dimension was added to the WIAA in the 1980s with the concept of cooperative teams, whereby one or more individual schools join their programs in one or more sports where participation doesn't allow a satisfactory program at a single school.

HISTORY

The WIAA takes pride in proclaiming that it is the first high school athletic association organized in the country.

The history of the WIAA goes back to late 1895 and early 1896 when meetings were held involving people interested in promoting (but not necessarily regulating) athletic competition among Wisconsin high schools.

The meetings came about as a result of a state track & field meet conducted in May of 1895 by the University of Wisconsin in Madison. This meet was one of the first such ventures undertaken in the United States.

The first formal effort by school administrators to become involved in high school athletics came in December

of 1896 at a meeting of "City Superintendents and High School Section" of the State Teachers Association.

The WIAA goes back to that meeting for its year of origination, thus the 2010-11 school year marks the 115th for the WIAA. The centennial year of the WIAA was celebrated in 1995-96.

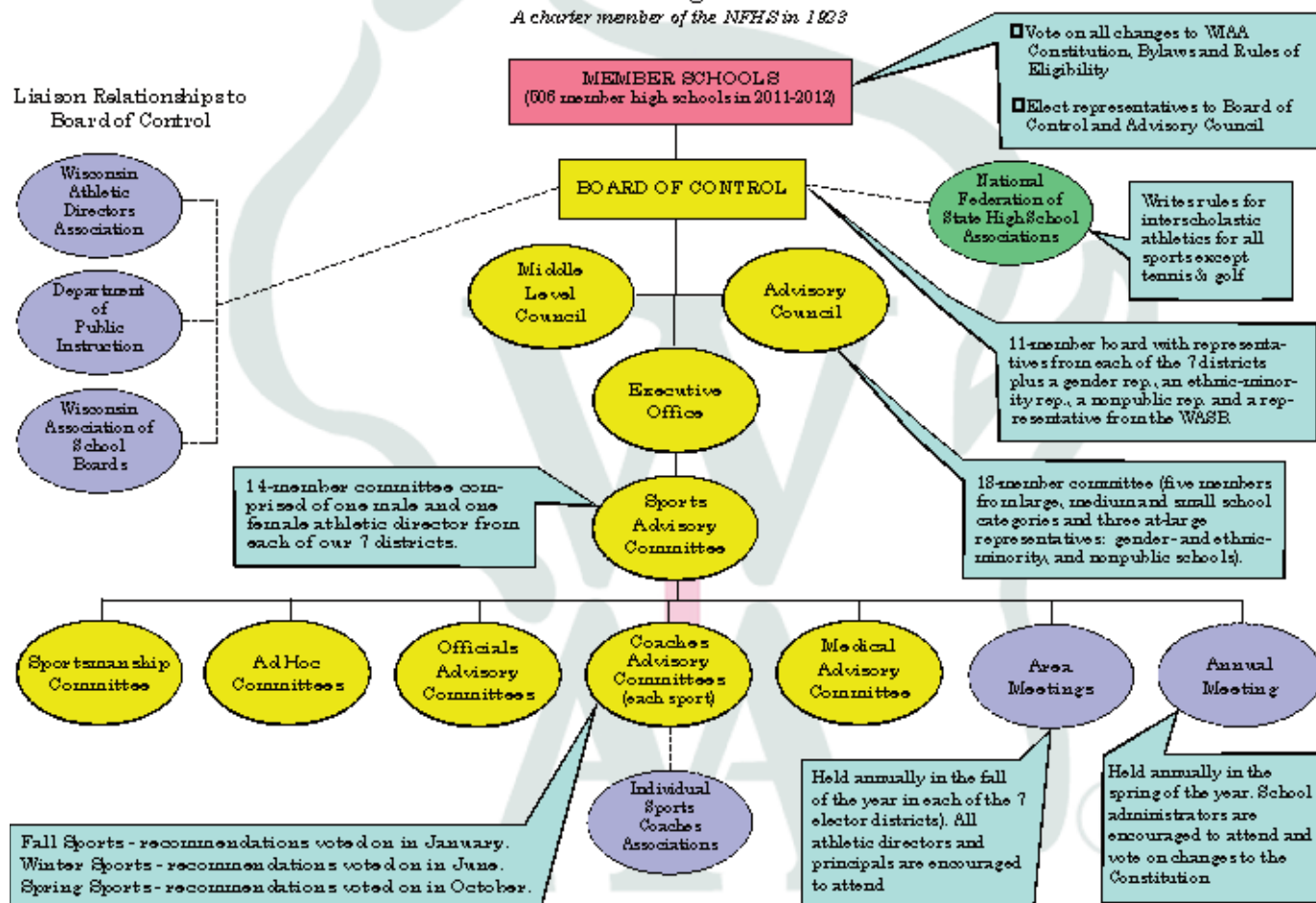
A committee was appointed at that meeting in 1896 to develop rules to govern athletic contests. A year later, there was another meeting to discuss rules and violators. S.A. Hooper of Milwaukee South was elected chairman and J.E. Riordan of Sheboygan was elected secretary at that meeting.

COMMITTEE ORGANIZATION

WISCONSIN INTERSCHOLASTIC ATHLETIC ASSOCIATION

Committee Organization

A charter member of the NFHS in 1923



2010-11 CHANGES

CONSTITUTION—Article III, Membership, Section 3, A, 4)

This change clarified enrollment adjustments where a charter school exists in multiple-high school districts.

RULES OF ELIGIBILITY—Article II—Residence and Transfer, Section 3

This change removed the practice restriction from post-4th consecutive semester transfer students.

RULES OF ELIGIBILITY—Article VI—Nonschool Participation, Section 2, C, b.

This change provided an increase in summer coaching contact opportunities to soccer coaches. (Note: this allowed unlimited nonschool coach contact to July 31.)

RULES OF ELIGIBILITY—Article VI—Nonschool Participation, Section 2, C

This change clarified when summer coaching contact opportunities must be completed for all fall sports.

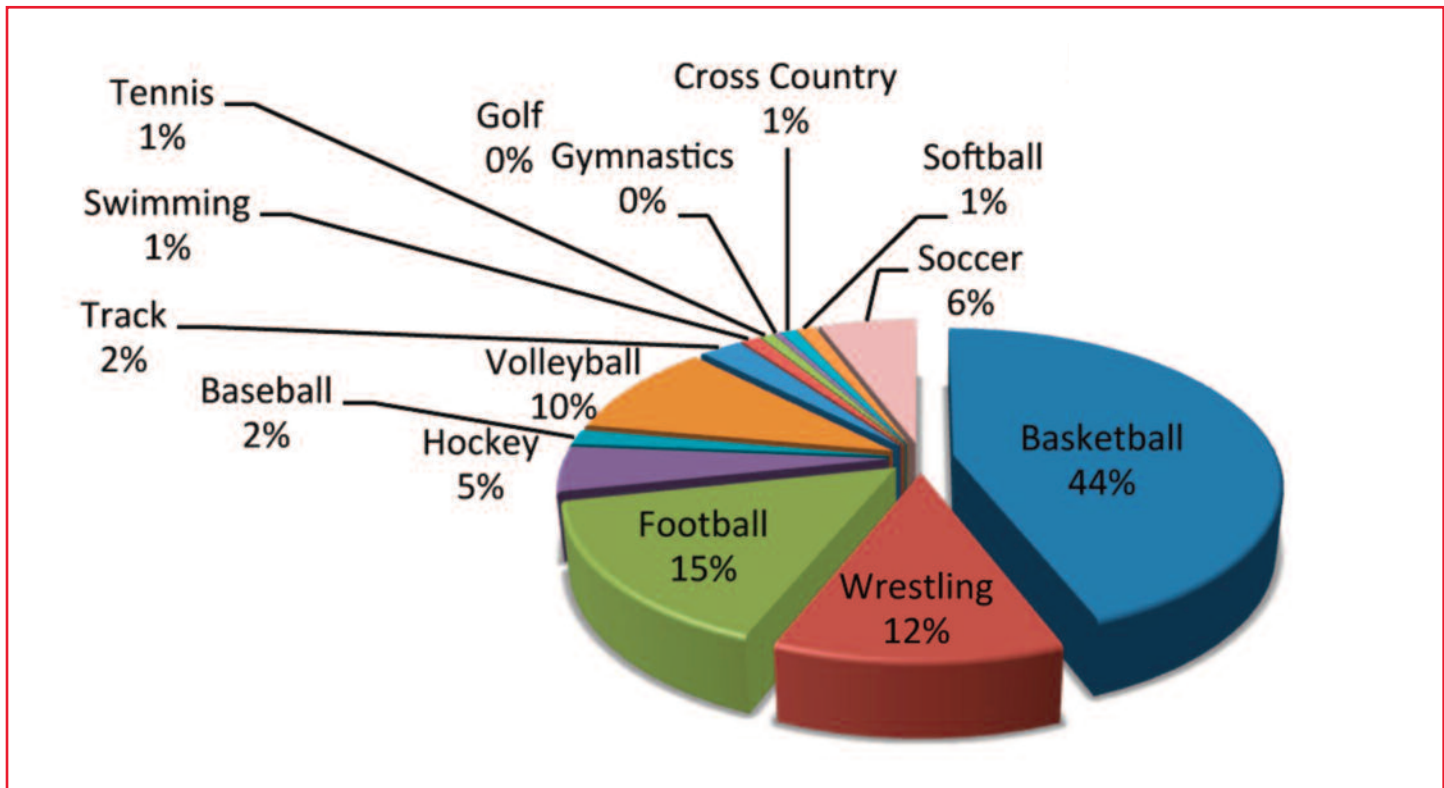
RULES OF ELIGIBILITY—Article VII—Health and Behavior/Compliance, Section 2, A

This change allowed Physician's Assistants to conduct a sport physical and sign the athletic permit card.

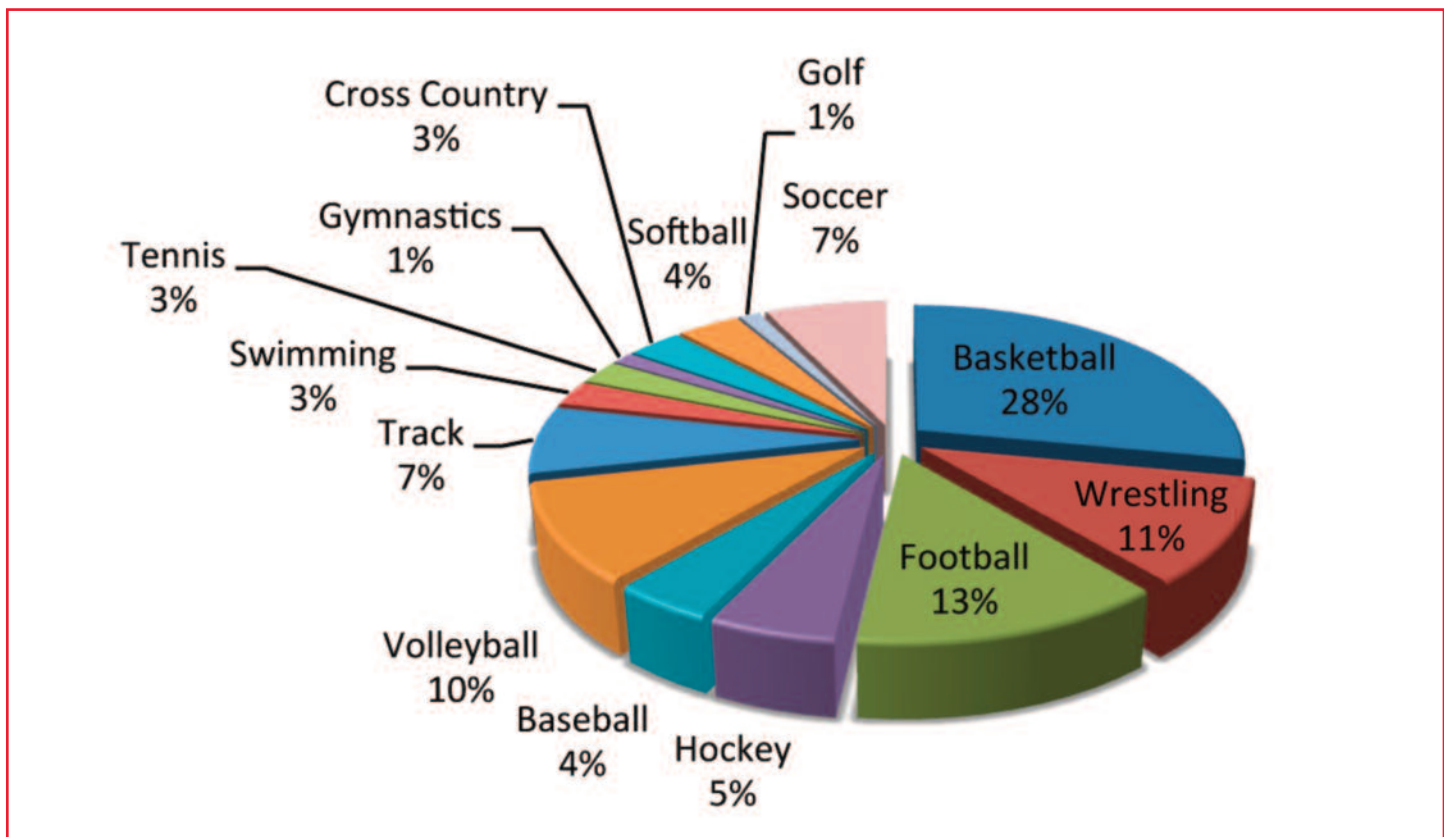
RULES OF ELIGIBILITY—Article VII—Health and Behavior/Compliance, Section 2, D

This change clarified the rule for suspension during any portion of a tournament series game.

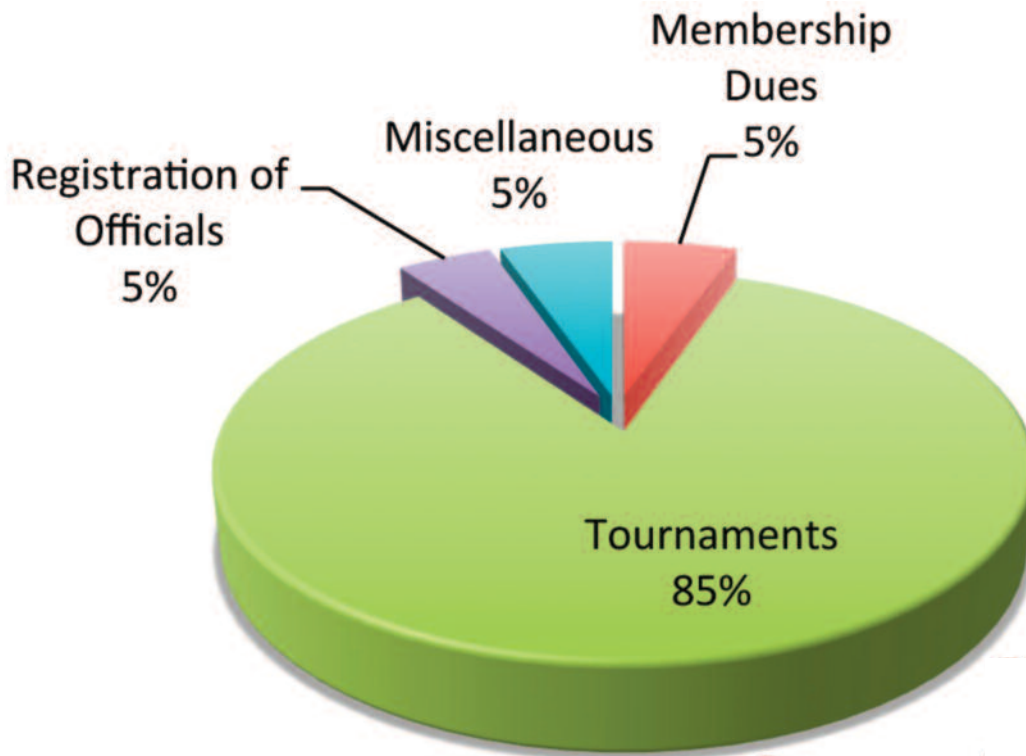
2010-11 TOURNAMENT REVENUE



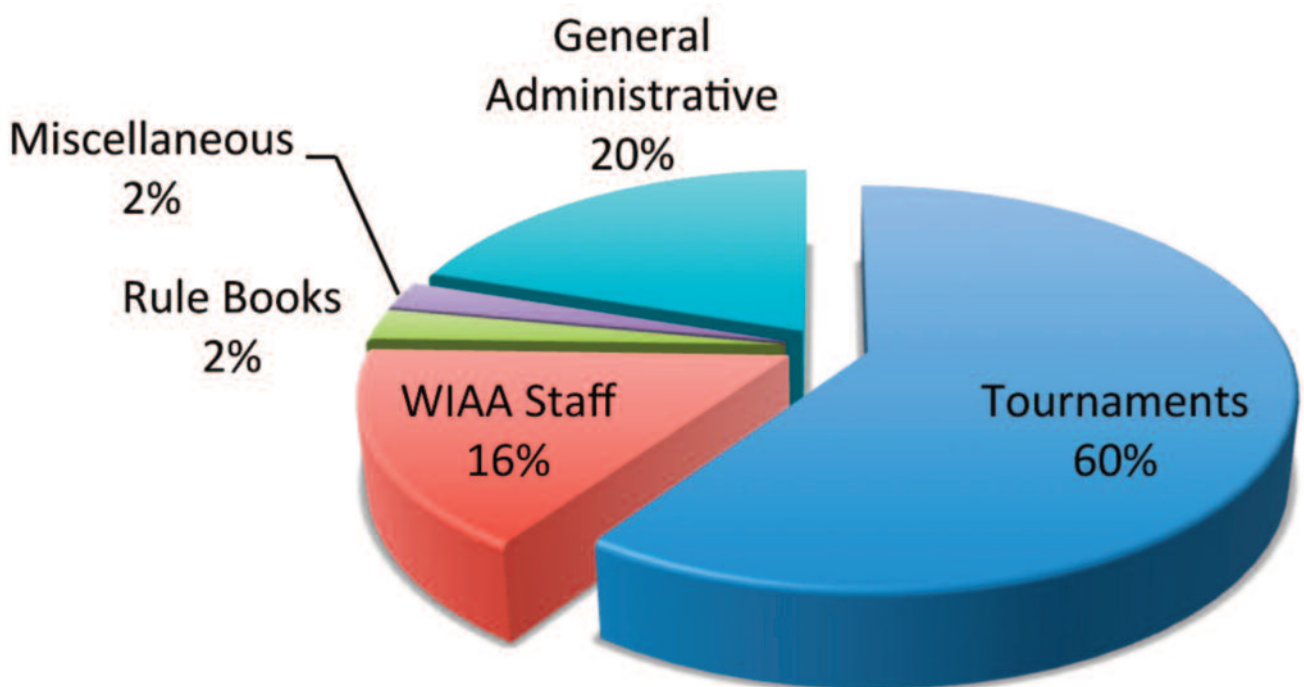
2010-11 TOURNAMENT EXPENSE



2010-11 OPERATING REVENUE



2010-11 OPERATING EXPENSE



TOURNAMENTS

TOURNAMENT REVENUE, EXPENSE AND EXCESS (DEFICIT)

	2011			2010		
	Revenue	Expense	Excess (deficit)	Revenue	Expense	Excess (deficit)
Basketball	\$2,896,810	\$1,276,272	\$1,620,538	\$3,071,845	\$1,388,182	\$1,683,663
Wrestling	787,793	494,046	293,747	808,729	496,861	311,868
Football	1,019,175	589,029	430,146	1,124,390	623,839	500,551
Hockey	307,087	239,641	67,446	290,092	241,543	48,549
Baseball	103,717	189,812	(86,095)	77,522	186,666	(109,144)
Volleyball	642,497	463,004	179,493	619,907	447,222	172,685
Track	159,920	320,299	(160,379)	161,589	320,329	(158,740)
Swimming	72,052	117,588	(45,536)	73,649	114,173	(40,524)
Tennis	52,890	113,057	(60,167)	54,565	114,712	(60,147)
Gymnastics	23,513	55,720	(32,207)	24,682	57,386	(32,704)
Cross Country	60,503	145,241	(84,738)	56,204	145,614	(89,410)
Softball	67,416	163,610	(96,194)	52,793	169,496	(116,703)
Golf	-	55,418	(55,418)	-	55,152	(55,152)
Soccer	374,180	324,496	49,684	333,838	308,777	25,061
	<u>\$6,567,553</u>	<u>\$4,547,233</u>	<u>\$2,020,320</u>	<u>\$6,749,805</u>	<u>\$4,669,952</u>	<u>\$2,079,853</u>

2012-13 SCHEDULE & SITE LIST

FALL STATE TOURNAMENT

	DATE	SITE
Girls Golf	October 8-9	Cherokee Country Club – Madison
Girls Individual Tennis	October 11-12-13	UW-Madison – Nielsen Stadium – Madison
Girls Team Tennis	October 19-20	UW-Madison – Nielsen Stadium – Madison
Boys Soccer	October 25-26-27	Time Warner Cable Stadium at Uihlein Soccer Park – Milwaukee
Cross Country	October 27	Ridges Country Club – Wisconsin Rapids
Girls Volleyball	November 1-2-3	Resch Center – Green Bay
Boys Volleyball	November 9-10	Wisconsin Lutheran College – Milwaukee
Girls Swimming & Diving	November 9-10	UW-Madison – Natatorium – Madison
Football	November 15-16	UW-Madison – Camp Randall Stadium – Madison

WINTER STATE TOURNAMENT

	DATE	SITE
Boys Swimming & Diving	February 15-16	UW-Madison – Natatorium – Madison
Individual Wrestling	February 21-22-23	UW-Madison – Kohl Center – Madison
Boys Hockey	February 28, March 1-2	Veterans Memorial Coliseum at the Alliant Energy Center – Madison
Girls Hockey	March 1-2	Veterans Memorial Coliseum at the Alliant Energy Center – Madison
Girls Gymnastics	March 1-2	Lincoln High School – Wisconsin Rapids
Team Wrestling	March 1-2	UW-Madison – Field House – Madison
Boys Basketball	March 7-8-9	Kohl Center – Madison
Girls Basketball	March 14-15-16	Resch Center – Green Bay

SPRING STATE TOURNAMENT

	DATE	SITE
Boys Individual Tennis	May 30-31, June 1	UW-Madison – Nielsen Stadium – Madison
Track & Field	May 31-June 1	UW-La Crosse – Veterans Memorial Field Sports Complex – La Crosse
Boys Golf	June 3-4	University Ridge – Madison
Softball	June 6-7-8	UW-Madison – Goodman Diamond – Madison
Boys Team Tennis	June 7-8	UW-Madison – Nielsen Stadium – Madison
Spring Baseball	June 11-12-13	Time Warner Cable Field at Fox Cities Stadium – Grand Chute
Girls Soccer	June 13-14-15	Time Warner Cable Stadium at Uihlein Soccer Park – Milwaukee
Summer Baseball	July 19	Concordia College - Mequon

WIAA ANNUAL MEETING – APRIL 25, 2012

Treasurer’s Report – WIAA Athletic Administration

Dean Sanders, Treasurer – Board of Control

Results

The official statement of the financial condition of the Wisconsin Interscholastic Athletic Association for the fiscal year ending July 31, 2011 is reported in the 2010-11 edition of the WIAA Yearbook. It was certified as being correct by the audit firm of Grant Thornton.

Listed below is the Statement of Activities of the WIAA General Account for the last three years with statements of operations.

	2009	2010	2011
Revenue			
Membership dues	\$ 407,575	\$ 411,500	\$ 415,275
Tournaments	6,637,785	6,749,805	6,567,553
Registration of officials	339,908	354,533	349,576
Miscellaneous	<u>276,360</u>	<u>279,501</u>	<u>413,185</u>
Total revenue	7,661,628	7,795,339	7,745,589
Operating expense			
Tournaments	4,562,736	4,669,952	4,547,233
Administrative and general	2,833,559	3,029,291	2,725,296
Special services			
Committees and rule helpers	32,174	29,900	28,154
Clinics and conferences	22,433	25,259	30,522
Rule books	187,648	213,002	189,208
Audio visual	699	649	450
Depreciation of property and equipment	86,299	77,320	71,263
Publications printing	<u>50,122</u>	<u>45,847</u>	<u>38,152</u>
Total operating expense	<u>7,775,670</u>	<u>8,091,220</u>	<u>7,630,278</u>
Increase (decrease) in unrestricted net assets from operations	(114,042)	(295,881)	115,311
Other revenue (expense)			
Investment gain (loss) net of related expenses	(78,998)	73,726	98,512
Miscellaneous	<u>1,580</u>	<u>556</u>	<u>2,046</u>
Total other gains (losses)	<u>(77,418)</u>	<u>74,282</u>	<u>100,558</u>
Increase (decrease) in unrestricted net assets	(191,460)	(221,599)	215,869
Unrestricted net assets at beginning of year	<u>3,016,068</u>	<u>2,824,608</u>	<u>2,603,009</u>
Unrestricted net assets at end of year	<u>\$ 2,824,608</u>	<u>\$ 2,603,009</u>	<u>\$ 2,818,878</u>

2011-12 Projections

At the present time our budget outlook for the 2011-12 school year is:

Income budgeted	7,673,250
Income projected	7,473,250
Projected amount of income over (under) budgeted figure	(200,000)
Operating expense budgeted	7,673,250
Operating expense projected	7,461,380
Amount of expense over (under) budget	(211,870)
	Net 11,870

These figures are based on as yet incomplete winter tournament financials and spring tournaments meeting budgeted figures.

The budget approved for the 2011-12 fiscal year was based on an expectation of balanced receipts and expenditures. During the current fiscal year, winter tournament related receipts are not consistent with budget projections. With the exception of Boys Basketball, attendance at winter championships continued its downward trend. Fall tournaments were favorable by \$162,059.31. Additionally, expenses have largely been favorable; generally falling within budgeted estimates, or less than projected.

These combinations, along with an on-going, internal cost containing focus are reflected in the 2011-12 projections.

2012-13 Outlook

Tournament attendance has been depressed for three consecutive years. We remain hopeful that as the economy continues to recover, attendance at tournaments will improve. Because of the continuously changing economic climate, a more specific outlook now could be misleading. All available indicators will be applied to the development of the 2012-13 budget, along with continued internal cost containment measures.