

AWARD WINNING


WWW.INCRA.COM



INCRA®

Woodworking Tools & Precision Rules

MITER GAUGE FAMILY



Miter Gauges
for Every Woodworker

see what's new

©2017 by Taylor Design Group. All rights reserved.



INCRA MITER GAUGES

The Revolution Continues...

The extreme accuracy that made INCRA famous is now available in an extraordinary NEW family of incremental Miter Gauges.

If you've decided it's time to replace the factory gauge that came with your table saw, band saw, router table, disk sander, belt sander, or any other tool with a miter slot, INCRA now offers eight different models to choose from with just the right features at just the right price.

They all come standard with the follow impressive list of capabilities.


AngleLock™ Indexing System:

Positive angle-locking V-Stops (every $1/2^\circ$ on some models) are machined to extreme accuracy by industrial CNC laser into the solid steel Protractor Miter Head that you'll find at the heart of every INCRA Miter Gauge. The result is a record-breaking $1/50^\circ$ accuracy and $1/100^\circ$ repeatability at EVERY preset angle stop. All models include an oversized clamping knob for secure angle setting anywhere between incremental stops.



GlideLock™ Miter Bar:


The weakest link on other miter gauges is a loose fit between the bar and the miter slot. INCRA solved this problem by inventing and patenting the revolutionary GlideLOCK™ Miter Bar. It uses an array of high tech expansion disks that adjust directly from the top for ZERO side play, anti-friction travel on any tool with a standard (or near standard) miter slot. This means that the incredible precision in the AngleLOCK™ Miter Head will actually show up in your work because the bar CAN'T wiggle around in the miter slot. Another standard feature on all INCRA Miter Bars is a removable Retaining Clip for extra security in "T-Slot" style miter channels.



IncraLock™ Incremental Cut-Off Control:

There's more to making a perfect miter cut than just setting the correct angle. That's why we include one of our IncraLock™ Cut-Off Fences and Incremental Stop Positioner on six of our models and offer them as options on the other two.

These Fence and Stop Systems use INCRA's patented saw tooth rack positioning control to instantly set the length of your cut with true machine shop precision and perfect repeatability - without measuring!



Quality & Finish

Whether it's the basic Miter V27 miter gauge or the advanced Miter 5000 Platform workstation, INCRA's well-known attention to quality and finish stands out on every model. All aluminum surfaces are hardened for durability and beauty with our trademark gold or red anodized finish. All steel parts are fabricated to perfection, and then plated with a protective metal layer to keep everything rust-free and running smoothly for the next 60 years or so. All measuring scales are either engraved stainless steel or precision printed Mylar or Lexan.

Function, form and finish - you'll find them on every INCRA Miter Gauge. There's one for every woodworker.




MITER V27™

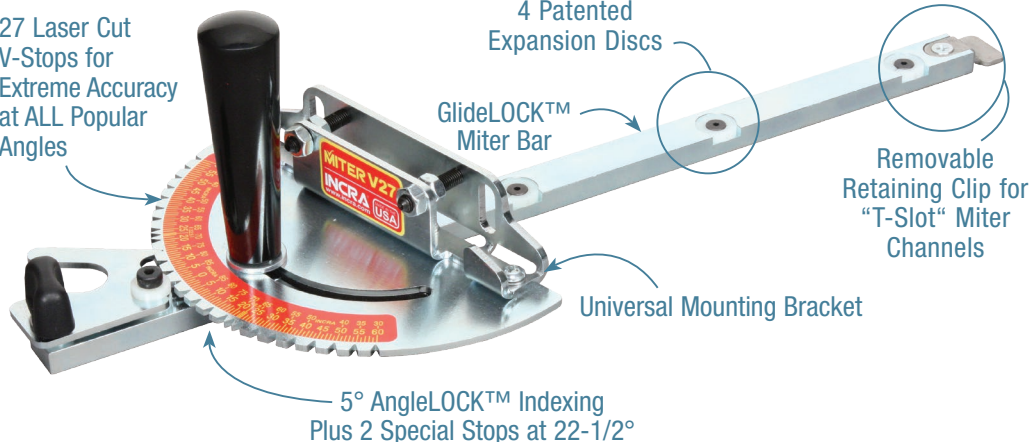
Part No. MITERV27

Discover the New and Most Affordable Member of the INCRA Miter Gauge Family - the Miter V27

Ideal Size for All Standard Miter Slots Including Band Saws, Disk and Belt Sanders, Table Saws and Router Tables.



27 Laser Cut V-Stops for Extreme Accuracy at ALL Popular Angles




Miter V27 Features:

- ▣ 27 Angle Stops, Every 5° Over 120° Range
- ▣ Large Clamping Knob Allows Locking Between Stops
- ▣ GlideLOCK™ Miter Bar, with 4 Expansion Discs, Adjusts to Fit Any Standard Table Saw
- ▣ SquarePERFECT™ Universal Fence Mounting Bracket

MITER V120™

Part No. MITERV120

120 AngleLOCK™ Indexing Stops



The NEW Miter V120 puts high-resolution, repeatable accuracy within the budget of every woodworker.

An incredible 120 angle stops are laser cut into the steel protractor, with a stop available for every whole degree and two special stops at 22.5 degrees for cutting eight-sided frames and mouldings.



Miter V120 Features:

- ▣ 120 Positive Angle Stops
- ▣ Special Stops at Plus or Minus 22-1/2°
- ▣ GlideLOCK™ Miter Bar, with Four Expansion Points
- ▣ Plus or Minus 60° Range
- ▣ 1° Increments
- ▣ Available in Shopsmith Edition

MITER 1000^{SE}

Part No. MITER1000/SE


Miter 1000SE - Special Edition Miter Gauge

The Miter 1000 Special Edition builds on the excellent foundation provided by the Miter 1000. The INCRA exclusive AngleLOCK™ Indexing System delivers 41 lock solid angle stops in 5° increments over a full 180° range. Combine this with the included GlideLOCK™ Miter Bar, Telescoping IncraLOCK™ Cut-off Fence and the INCRA Flip Shop Stop, and you'll easily achieve mitering accuracy that you never thought possible. Whether it's your basic 90° cut-off, simple picture frames, or a 20-sided object, the Miter 1000SE by INCRA delivers perfect, repeatable accuracy.

Perfect, Repeatable Accuracy:

Whether it's your basic 90° cut-off, simple picture frames, complex compound miters, or a 20-sided object, the Miter 1000SE by INCRA delivers perfect, repeatable accuracy.

First time • Every time • Any angle



Fall 2007

MITER 1000™


Part No. MITER1000/18T

Combined with Unbeaten Accuracy, the INCRA Miter 1000 is a Terrific Choice

The Miter1000's adjustable miter bar will fit square-sided miter slots between 0.740" and 0.765" wide, 3/8" deep, and with or without a 15/16" wide T-slot at the bottom.

Miter 1000 Features:

- ▣ 41 Positive Angle Stops
- ▣ 5° Increments, Plus 1/2° Vernier Cursor
- ▣ Plus or Minus 90° Range
- ▣ Special Stops at 22 1/2° and 67 1/2°
- ▣ GlideLOCK™ Miter Bar with 6 Expansion Points
- ▣ 18" INCRA Track Fence
- ▣ INCRA Sliding Stop Positioner



Miter 1000SE Features:

- ▣ 41 Indexed Angle Stops Every 5° Over 180° Range
- ▣ NEW Extender Fence Telescopes from 18" to 31"
- ▣ GlideLOCK™ Miter Bar Adjusts to Fit Any Standard Table Saw
- ▣ INCRA Flip Shop Stop Positioner
- ▣ 1/10° Vernier Cursor
- ▣ SquarePERFECT™ Universal Fence Mounting Bracket




1/10° Vernier Cursor

Optional Accessories

- Replacement Flip Fence (27"-49" & 36" to 64")
Telescoping Flip Fence with 27 to 49 inch length and 36 to 64 inch length.


Special Edition Telescoping IncralOCK™ Fence

This Special Edition Miter Fence telescopes from 18" to a full 31" length. Includes the Dual Flip Shop Stop and INCRA's patented Automatic Positioning Control.



Special Edition 1/10th Vernier Cursor

Precision angle indexing teeth are laser cut in solid steel to lock in positive angle stops every 5° over a 180° range, with special stops at 22-1/2° and 67-1/2°. A stainless steel vernier cursor delivers an incredible 1/10th° resolution between fixed steps.



MITER 1000^{HD}


Part No. MITER1000/HD

The NEW INCRA Miter 1000HD is the most refined model yet in the Miter 1000 series.

The INCRA Miter 1000HD is a highly accurate, compact solution for general woodworking featuring an 18"-31" telescoping fence, INCRA Flip Shop Stop, 180 positive angle stops, and a 1/10° vernier cursor. The adjustable miter bar fits 3/8" deep miter slots measuring between 0.740" and 0.765" wide.

Miter 1000HD Features:

- ▣ 1/10° Vernier Cursor
- ▣ 180 Indexed Angle Stops Every 1° Over 180° Range
- ▣ GlideLOCK Miter Bar Adjusts to Fit Any Standard Table Saw
- ▣ New Extender Fence Telescopes From 18" to 31"
- ▣ INCRA Flip Shop Stop Positioner
- ▣ Heavy Duty Steel Protractor



▼ GlideLOCK™ Adjustable Miter Bar



▼ 18" to 31" Telescoping Fence




▼ 1/10° Vernier Cursor




MITER EXPRESS

Part No. MITEREXPRESS, SMITEREXPRESS (For Shopsmith)




MITER 1000 SE

Part No. MITER1000SE




MITER V27™

Part No. MITERV27



MITER 3000 SE

Part No. MITER3000SE




MITER V120™

Part No. MITERV120, SMITERV120 (For Shopsmith)




MITER 3000™

Part No. MITER3000/27F




MITER 1000™

Part No. MITER1000/18T




MITER 5000™

Part No. MITER5000



MITER 1000HD™

Part No. MITER1000/HD



INCRA®



INCRA MITER GAUGE SPECIFICATIONS

Features	Miter V27	Miter V120	Miter 1000	Miter 1000SE	Miter 1000HD	Miter 3000	Miter 3000SE	Miter 5000
Part Number	MITERV27	MITERV120	MITER1000/18T	MITER1000/SE	MITER1000/HD	MITER3000/27F	MITER3000SE	MITER5000
Precision Angle Stops	27	120	41	41	180	364	364	364
Angle Between Stops	5°	1°	5°	5°	1°	1/2°	1/2°	1/2°
Vernier Cursor	N/A	N/A	1/4°	1/10°	1/10°	N/A	N/A	N/A
Special Stops	±22 1/2°	±22 1/2°	±22 1/2° & ±67 1/2°	±22 1/2° & ±67 1/2°	±22 1/2°	±22 1/2° & ±67 1/2°	±22 1/2° & ±67 1/2°	±22 1/2° & ±67 1/2°
Angle Range	120°	120°	180°	180°	180°	180°	180°	180°
Miter Bar Length	15.75"	15.75"	17.75"	17.75"	17.75"	20.25"	20.25"	25.375"
Miter Bar Adjustments	4	4	6	6	6	8	8	10
Fence Type	N/A	N/A	INCRA Track	Flip Fence	Flip Fence	Flip Fence	Flip Fence	Flip Fence
Fence Length	N/A	N/A	18"	18"	18"	27"	27"	36"
Telescoping Range	N/A	N/A	N/A	18" to 31"	18" to 31"	N/A	27" to 49"	36" to 64"
Stop Positioner	N/A	N/A	Sliding Stop	Flip Shop Stop	Flip Shop Stop	Flip Shop Stop	Flip Shop Stop	Flip Shop Stop
Angular Accuracy	1/50°	1/50°	1/50°	1/50°	1/50°	1/50°	1/50°	1/50°
Angular Repeatability	1/100°	1/100°	1/100°	1/100°	1/100°	1/100°	1/100°	1/100°

MITER 3000SE™

Part No. MITER3000/SE

Our new top-of-the-line Special Edition Miter 3000SE

The Miter 3000SE is offered by INCRA for the woodworker who simply **MUST** have the very best! The Miter 3000 Special Edition builds on the outstanding platform provided by the Miter 3000.

The INCRA exclusive Laser-Cut AngleLOCK™ Indexing System delivers 364 lock solid angle stops in 5° increments over a full 180° range with continuous adjustability between all 1/2° settings. Combine this with the included GlideLOCK™ Miter Bar, Telescoping IncraLOCK™ Cut-off Fence and the INCRA Flip Shop Stop, and you'll easily achieve mitering accuracy that you never thought possible.

The Miter 3000SE by INCRA delivers perfect, repeatable accuracy.



Fall 2007

Miter 3000SE Features:

- ▣ 364 Positive Stops in 1/2° Increments
- ▣ New Extender Fence Telescopes from 27" to 49"
- ▣ GlideLOCK™ Miter Bar Adjusts to Fit Any Standard Table Saw
- ▣ INCRA Flip Shop Stop Positioner
- ▣ Indexing Every 1/2° Plus Continuous Adjustment Between 1/2° Steps
- ▣ SquarePERFECT™ Universal Fence Mounting Bracket

Optional Accessories

- Replacement Flip Fence (36" to 64")
Telescoping Flip Fence with 36 to 64 inch length.

MITER 3000™

Part No. MITER3000/27F


The Miter 3000 is a Feature-Rich, Does Everything Miter Gauge that's Second Only to the Miter 3000SE.

The Miter 3000 is the most-feature rich miter gauge on the planet with the single exception of the Miter 3000SE. The INCRA exclusive AngleLOCK™ Indexing System delivers 364 lock solid angle stops in 5°, 1° and 1/2° increments over a full 180° range with continuous adjustability between all 1/2° settings.

Perfect, Repeatable Accuracy:

Combine this with the included GlideLOCK™ Miter Bar, INCRA Flip Fence and the INCRA Flip Shop Stop, and you'll easily achieve mitering accuracy that you never thought possible. The Miter 3000 by INCRA delivers perfect, repeatable accuracy.

First time • Every time • Any angle




- ▲ **GlideLOCK™ Miter Bar.** Six expansion disks adjust both sides of the bar for ZERO side play, anti-friction travel on all table saws with standard 3/4" x 3/8" or near-standard miter gauge channels, including Delta, Craftsman, imports, etc.



- ▲ **AngleLOCK™ Indexing.** Precision angle indexing teeth are laser-cut in solid steel to lock in 364 positive angle stops in 1/2°, 1° or 5° increments over a full 180° range.


Incremental Dual Flip Shop Stop Positioner

27" INCRA Flip Stop Fence Accepts User-Made Wooden Subfence for Zero-Clearance

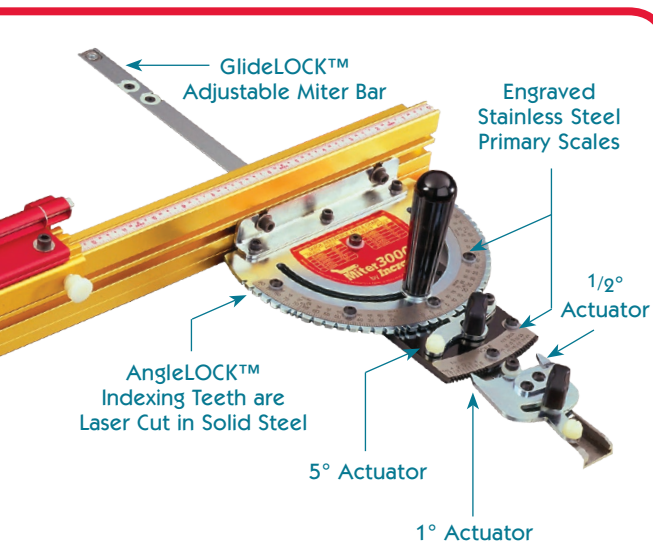
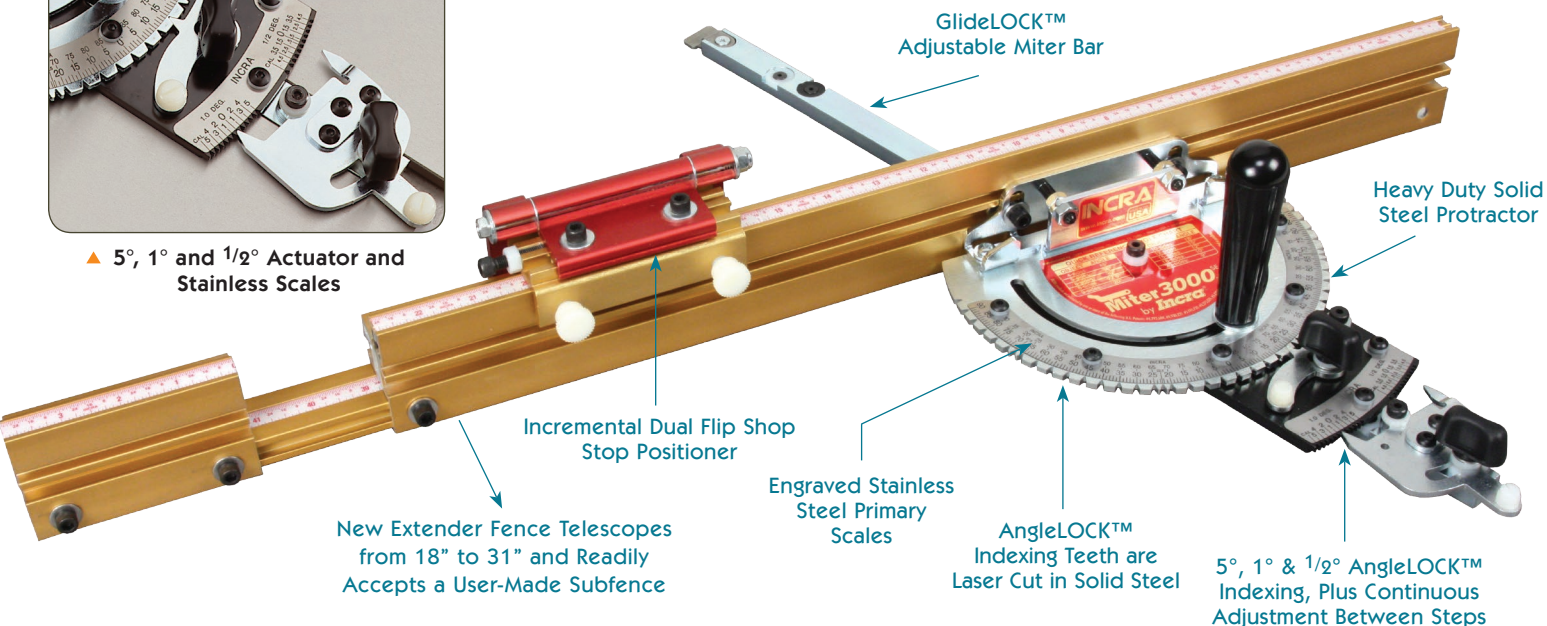


Miter 3000 Features:

- ▣ 364 Indexed Stops in 5°, 1° and 1/2° Steps
- ▣ Continuous Fine Adjustability
- ▣ Full ±90° Range



▲ 5°, 1° and 1/2° Actuator and Stainless Scales



- ▣ GlideLOCK™ Miter Bar with 8 Expansion Points
- ▣ 27" IncraLOCK™ Flip Stop Miter Fence
- ▣ INCRA Flip Shop Stop



▲ INCRA Flip Shop Stop Shown with Both Arms Down and One of the Included Steel Rods



▲ Flip Shop Stop One Arm Up, One Down. Shown with Included Short Steel Rods



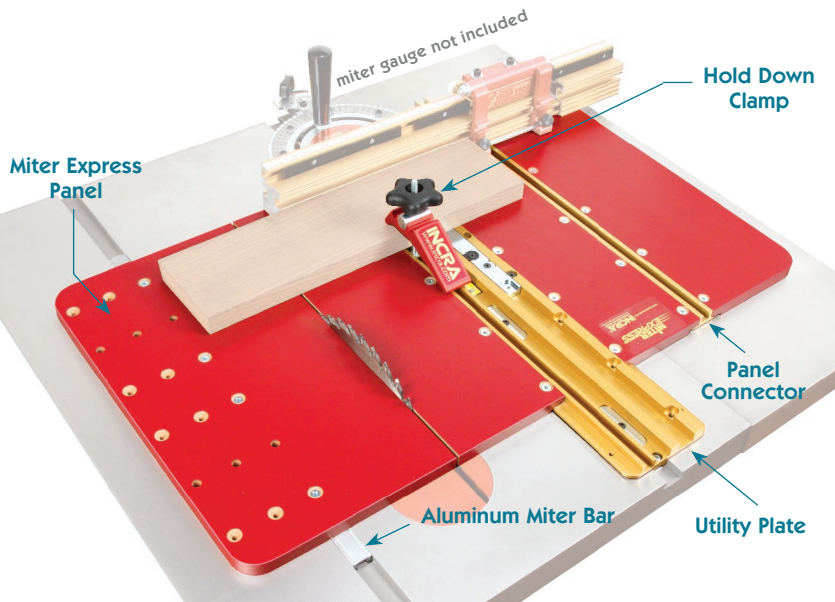
▲ Flip Shop Stop Both Arms Up



▲ Interlocking Grooves in the Fence and Stop Ensure Even the Sharp Edge of Mitered Work Will Not Push Behind the Stop. Accuracy is Guaranteed

MITER EXPRESS

Part No. MITEREXPRESS



The New INCRA Miter Express Makes Safe and Easy Mitered Cuts



INCRA's New Miter Express offers any miter gauge owner the safest and most accurate cross-cutting and mitering platform available. Shown with an optional INCRA Miter 1000SE mounted and ready, the Express features 2 embedded T-Slot channels to secure the included Hold Down Clamp and Outboard Fence Support. These slots are also invaluable for mounting your own custom jigs and fixtures. The fast "Dock and Lock" system securely locks your miter gauge in just seconds. It eliminates all side play with our patented miter channel expansion technology. Even the least expensive miter gauges will experience a tremendous performance boost when docked on top of the Miter Express.


Doubles Any Miter Gauge's Crosscut Capacity up to 24" and Securely Holds Even the Smallest Workpieces for Safe, Accurate Cuts

The crosscut capacity of any miter gauge is safely doubled up to 24" when docked on top of the Miter Express. For these extra-large crosscuts, the non-drag support provided by the sliding panel, along with the extra holding power of the included Hold Down Clamp, adds much needed stability and control. As shown on the right, the same INCRA Hold Down Clamp also keeps your fingers comfortably away from the blade when cutting workpieces that are too small to safely hold by hand. The Miter Express also includes an Outboard Fence Support that locks behind your fence in one of the two T-Slots, providing even more rigidity for all operations.

You can - Dock & Lock any brand of miter gauge in seconds.



Removing your gauge is just as easy - simply release three locking screws and lift your gauge out cleanly.

There is absolutely no modification required to your miter gauge for this speedy lock and release feature.



Removable T-Slot Retaining Clips

The Miter Express features removable front and rear T-Slot Retaining Clips for sled stability at both the beginning and end of long crosscuts.



Miter Express Features:

- ▣ Doubles Any Miter Gauge's Crosscut Range up to 24"
- ▣ Safely Handles Both Extra Large and Extra Small Workpieces
- ▣ Eliminates All Side Play Between Table Saw's Miter Slot and Any Miter Gauge
- ▣ Dual Embedded T-Tracks Secure the Included Incra Hold Down Clamp and Other Mitering Accessories
- ▣ Eliminates All Drag Between Workpiece and Table Saw, ESPECIALLY for Extra Large Workpieces
- ▣ Superb Crosscut and Mitering Control

MITER 5000™

Part No. MITER5000

Our Top of the Line - INCRA Miter 5000

A Renewable Right Panel Provides Zero-Clearance Tear-Out Control and Cut-Off Support on Both Sides of the Blade.

Two aluminum T-tracks are embedded in the MDF panel top to secure an included work piece Hold Down Clamp and to provide absolute rigid support for the 36" to 64" telescoping IncaLOCK™ Cut-off Fence. Will crosscut a 25" wide board with full control on a standard 10" table saw.

First time • Every time • Any angle


Miter 5000 Features:

- ▣ 364 Indexed Stops in 1/2° Increments
- ▣ Extender Fence Telescopes from 36" to 64"
- ▣ Right and Left Tilt Saw Compatible
- ▣ INCRA Flip Shop Stop Positioner
- ▣ Indexing Every 1/2° Plus Continuous Adjustment in Between
- ▣ Sled Panel with Embedded T-Slots for INCRA Hold Down Clamp
- ▣ Fence Lock Down Clamp for Rock Solid Support
- ▣ GlideLOCK™ Miter Bar Adjusts to Fit Any Standard Table Saw
- ▣ Miter Slider Included for Static Sled Panel Positioning


New Extender Fence
Telescopes from
36" to 64"

INCRA
Hold Down Clamp

3-Panel Sled for Ultimate
Miter Cutting



▲ Using the Included Instructions, the Miter 5000 Also Installs Easily on Left-Tilt Saws



▲ The Miter 5000 as Installed on a Right-Tilt Table Saw

INCRA MITER EXPRESS COMBO PACK

Part No. ME/1000SE

Two Great INCRA Crosscutting Tools - One Incredibly Accurate Workstation

When mounted to the Miter Express, the Miter1000SE can easily crosscut 24"-deep panels, offers the increased control of using a sled, and allows great safety for cutting small parts using the Miter Express' heavy duty hold down clamp and T-slots that easily accommodate shop-made jigs and fixtures.


Miter Gauge Combo Features:

- ▣ Dock & Lock Any Brand of Miter Gauge in Seconds
- ▣ Removable T-Slot Retaining Clips
- ▣ Express Adjustable Guide Bar
- ▣ GlideLOCK Miter Bar
- ▣ Special Edition Telescoping INCRA-LOCK Fence
- ▣ Special Edition 1/10th° Vernier Cursor

COMBO VALUE PACKAGE

INCRA Miter Express

Plus
INCRA
Miter 1000SE






Manufactured by:
Taylor Design Group, Inc. P. O. BOX 810262, Dallas, TX 75381 www.incra.com

INCRA MITER GAUGES MITER ACCESSORIES

Important Note: Although all INCRA Fences are fully compatible with all INCRA Miter Gauges, the Incremental Positioning Stops on this page are only compatible with the INCRA Fence for which they were designed. Be sure to order matching products from your dealer when you make your purchase.

INCRA Fences



INCRA Track Fence & Flip Fence

Part No. FLIPFN

The IncaLOCK™ Flip Fence and the extending IncaLOCK™ Flip Fence SE are both designed to give you outstanding fence performance and rigidity. Manufactured by INCRA from aircraft grade aluminum extrusions, this fence profile is designed to coordinate perfectly with the Flip Shop Stop shown in these photos. The interlocking fingers on the Stop and Fence give you a perfect stop even when cutting sharply mitered workpieces.



INCRA Stops



INCRA Flip Fence Shop Stop

Part No. FLIPSHOPSTOP


Owners can now use the best stop available. Designed for the IncaLOCK™ Flip Fence or the extending IncaLOCK™ Flip Fence SE, this stop gives you the most options and best performance of any stop on the market. With multiple stop rods included and Dual-Arm construction, there is no situation it can't handle.



INCRA Flip Fence SE

Part No. FLIPFNC18-31

The Flip Fence SE profile is designed to coordinate perfectly with the Shop Stop. And of course, INCRA's patented rack system is fully integrated in the fence to give you the incremental accuracy made famous by INCRA tools.



INCRA Cut-Off Fence

Part No. MITERFN27

The IncaLOCK™ Cut-Off Fence is designed to give you outstanding fence performance and rigidity. Manufactured by INCRA from aircraft grade aluminum extrusions, this fence profile is designed to coordinate perfectly with the Shop Stop.



INCRA Shop Stop

The Versatile Stop Positioner

Part No. SHOPSTOP

The heart of the INCRA incremental track system is the highly versatile INCRA Shop Stop. Patented Automatic Positioning Control and micro adjustability mean instant, repeatable accuracy without measuring or trial and error setups. It's incremental, expandable, reversible, horizontally adjustable, vertically adjustable, and micro adjustable. WOW! If you have a work positioning need in your shop, you can be sure that the INCRA Shop Stop will handle it.



TO ORDER:



Check the dealer list insert for a dealer near you. If you are unable to locate a store nearby, or if you have trouble finding a particular product, we will honor your order directly. To order, list the products and quantity that you desire, and send it along with your check, money order or credit card number with expiration date to the address below. Texas residents please add appropriate sales tax.

For fastest service, call 972.242.9975 or fax your order to: 972.242.9985. Visa and MasterCard accepted. Taylor Design Group, Inc., P.O. Box 810262, Dallas, Texas 75381
Web Site: www.incra.com

INCRA products are protected by one or more of the following U.S. Patents:
#4,793,604, #4,930,221, #5,195,730, #5,275,074, #5,423,360, #5,716,045, #6,237,457, #6,557,601, #6,672,190.
INCRA is a registered trademark of Taylor Design Group, Inc. rev. 08/28/17


Replacement Panels



INCRA Miter Express Panel

Part No. MERPANEL

Replacement for the "drop panel" that's cut during the initial setup of the Miter Express.



INCRA Miter 5000 Panel

Part No. M5000RPANEL

The renewable right panel provides zero-clearance tear-out control and cut-off support on both sides of the blade.

