


Book of Virtues
by
William J. Bennett



WORK

- **Introduction**
- **The Ants and the Grasshopper**
- **The Little Red Hen & The sheep and the Pig
build a house**
- **Mr. Meant-To**
- **The Shoemaker and the Elves**
- **Dust Under the Rug**
- **Robinson Crusoe builds a Boat**
- **It's plain hard work that will do it**
- **Kill Devil Hill**
- **Elias**

Unit Projects:


Career Development E-Manual

Build a house!

Book of Virtues

by

William J. Bennett



WORK

- **Introduction**
- **The Ants and the Grasshopper**
- **The Little Red Hen & The sheep and the Pig build a house**
- **Mr. Meant-To**
- **The Shoemaker and the Elves**
- **Dust Under the Rug**
- **Robinson Crusoe builds a Boat**
- **It's plain hard work that will do it**
- **Kill Devil Hill**
- **Elias**

Unit Projects:

Career Development E-Manual

Build a house!

UNIT 5: Work

Unit 5: work has a project of course; however this is not one that I can create worksheets on. This is a project that will help your child plan for the future. The project is a career assessment e-manual.

<http://www.cdm.uwaterloo.ca/index2.asp>

Though this is online, there are many forms that you can download for your child to work on (PDF format or word format for them to work on the computer with). Please note, this is a heavy project and is not to be taken by the faint of heart. Choosing a career is a hard decision. This is just a tool. Please let your children know that they don't have to make their decision this week. This is only to give them an idea of what it will take in a chosen interest field.

This is the only project for your student this week. It is in depth and will take a considerable amount of time. You also may want to start this project on day 1 of week 1 instead of day 3. This will give your children more time to accomplish this.

Here is a checklist of the forms that you should require for the project. Feel free to cut it off and provide it to your child so they can easily keep track.

Career Development eManual Checklist

Step	Form #	Title of form	Done
1	1.1.1	My Pride List	
1	Word Doc	Pride experiences (Stories—used for future forms **Must do!)	
1	1.2.1	Personality Checklist	
1	1.3.1	Your Values	
1	1.4.1	Your Skills	
1	1.5.1	Your Career Interests	
1	1.5.2	Understanding Career Clusters	
1	1.6.1	Identifying your style	
1	1.8.1	Integrating your self Assessment	
2	2.4.1	Occupational research Form	
2	2.6.1	Informational Interviews Form	
2	2.6.2	Informational Interviews Questions	
3	3.3.1	My Objectives	
3	3.4.1	Learning Plan Chart (can be a high school focus instead of college)	
3	3.4.2	Graduate School (can be a general college/graduate school requirements needed rather than a detailed plan)	

UNIT 5: Work

However there is an alternative project should your child be too young or if they feel an overwhelming need to hide under the desk when presented with this! This is a fun project that will also take quite a bit of time—and supplies. But it will show the physical side of work. In a fun and not so boring way! I recommend working together as a family on this as it is quite in depth and can provide a great bonding experience! I envision lots of laughter in creating this dream!

They will be building a model house—complete with “plumbing” (aka straws) and “wiring” (aka craft wire). They will create a foundation, a frame work with walls, and roofing, and will create an interior. This can be as elaborate or as simple as your child can envision.

- The first step is to create the blueprints! Basically we need a floor plan, for this project I recommend a one story, but please do what you would like to do!! Using copy paper, construction paper, or cardstock create your floor plan. You will want to add in measurements. Use a 1/2 inch to represent a foot. So if you have a room you want it to be 8 feet by 10 feet you will actually draw it to be 4 inches by 5 inches. This is called a ½ inch scale. This is also the scale you are going to build in, so it’s really important to keep all the measurements in the same scale! Be as creative as you want. (If you have the supplies and the room to do it, you can increase the scale to 1 inch!)

On your next sheet you will want to decide where you will need your pipes! Re-Draw the outline of your plan. This time instead of drawing internal walls, you will add in pipes. You will need to bring in water from the “street” to your water heater and then to where your sinks will be. Color the pipes on your page **BLUE**.

On the same sheet, decide where you will keep your circuit breaker (usually in a utility room or laundry room). Draw this in **RED**. Now you will need to add in wiring to each of your rooms. Try to keep this neat and tidy! Your wires should be colored **RED** as well.

If you would like a gas stove, you will need to add in a gas line. Color this line **YELLOW**. It will need to come in from the street as well.

- After you have your blue prints (layout) figured out, then you need to lay your foundation. The foundation is what gives the house stability. Without it, the house would sink into the ground (much like the leaning tower of Pisa). To create your foundation you will use Plaster of Paris. You will add in your pipes coming from the street and have them going up into the house (bendy straws are the best for this). Here is an outline for it:
 - Draw foundation plan
 - lay-out plumbing, use small drinking straws
 - make a mixture that will harden (Plaster of Paris)
 - in a plastic (or waterproof) top, follow plan allowing students to complete the group's foundation.

UNIT 5: Work

Foundation Materials:

- Plaster of Paris*
- plastic straws
- waterproof containers
- Cardboard as a base below the foundation

* This could be done using sand, but will not have a harden effect.

- After the foundation is laid you will need to develop your frame work. You will need to build up the outer walls frame and the interior walls. Try to follow your plan as closely as possible, keeping in mind your pipes are already set “in stone”!

here is your outline:

- Construct an outer frame using pipe cleaners.
- Create openings for doors and windows as you go.
- Construct framing that is needed throughout the interior.
- Construct the frame for your roof as well, however make it separate so that it will “sit” on top, but it can come off.
- Add materials used on the roof, plywood—this can be milk carton sides or other sturdy material, and shingles—this can be construction paper cut into the proper shape.

Framing/Roofing Materials:

- glue
 - construction paper
 - scissors
 - milk cartons (cut to proper size)
 - pipe cleaners
 - popsicle sticks
- At this point your house will begin to look like a skeleton. This is the perfect time to pull out the second sheet of your blueprint. Remember those wires and pipe? It’s now time to add those in. Use straws to lay pipes running to the bathrooms and the kitchen. Add your craft wire for your wiring. Etc. (Note: these will go between the walls and will not be seen in the finished product. So if your family would like to skip this part—that is fine!)

Here is your Outline:

- Add in pipes for plumbing
- Add in wire for wiring
- Add in gas line

Wiring/Plumbing Materials:

- Bendy straws
- craft wire

UNIT 5: Work

- Now you will add in the walls, doors and windows!! AND floors! There is much to do. You can do this a few different ways. My suggestion is to cut your walls to the right size. Cover with contact paper—Wall paper!!—and THEN add your walls in to your frame. Your floor I would do the same way. Cut it to the right size, decorate it/contact paper etc. Then add it in. This will cause you a lot less stress!!

So here is your walls and floor check list:

- Choose your material for your walls. I suggest cardstock, but you can use milk cartons or any other sturdy material.
- Cut it down for the inside walls. Cover it with contact paper, paint etc. to make it look nice.
- Choose an exterior wall covering; wood, siding, brick, etc. Decorate it by coloring it, printing it or with contact paper. Leave openings for windows and doors.
- Tape Saran Wrap to the inside over the window openings.
- Create doors; panel, flush, and glaze.
- Decide on flooring; wood, carpet, vinyl, ceramic, etc. Add in the visual on your cardstock.

Walls/Flooring Materials:

- milk cartons
 - contact paper
 - markers/Paint
 - pictures of doors
 - Construction paper
 - scissors
 - samples of flooring-or pictures
-
- Add your roof to your house! At this point, your house should look like a house! CONGRATULATIONS! Now the only thing left is to “gussy” it up. Add in any landscaping that you would like, any flower pots, a porch, anything you would like to add to make it look yours! Have fun with this and the only limitations are the materials you have and your imagination!

Don't forget to take a picture or two! Make a scrapbook page for your notebook!



Work Unit 5 Introduction

Vocabulary:

➤ Applied

➤ Grudgingly

➤ Flourish

➤ Menial

Questions:

What is the opposite of work? _____

Complete this sentence: Life's greatest joys are not what one does _____ the work; but _____ the work of one's life.

What is the first step in doing something? _____

Write the following phrase; then memorize it.

There are no menial jobs – only menial attitudes.





Work Unit 5

Introduction

A large, empty rounded rectangular box with a thin black border, intended for drawing or writing.





Work Unit 5

The Ants and the Grasshopper

Vocabulary:

➤ Industriousness

➤ Principles

Questions:

What were the ants doing? _____

What did the Grasshopper want? _____

Why didn't the grasshopper prepare for winter? _____

Like all of Aesop's Fables, this one has a moral. What is it?

Do you sometimes put off what you should do? _____

Think of your tasks. Which is your least favorite? Go do it and get it done so that you can move on to something you enjoy more.





Work Unit 5

The Ants and the Grasshopper





Work Unit 5



The Little Red Hen & The Sheep and the Pig who Built a House

Vocabulary:

➤ Reap

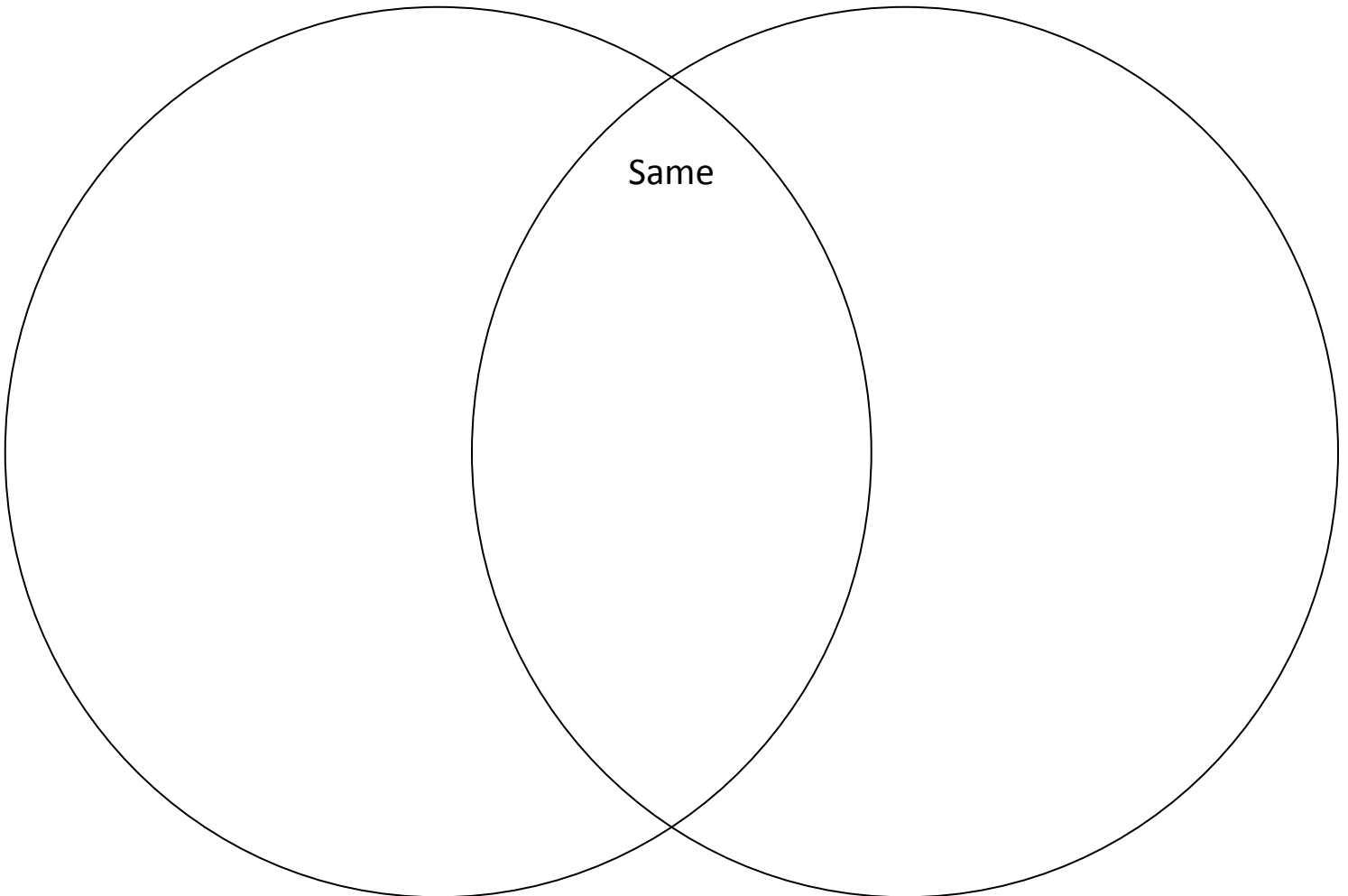
➤ Hewed

After reading both stories; compare them using the Venn diagram below. Separate what is different from what is the same between the two stories.

Different

Different

Same





Work Unit 5

The Little Red Hen & The Sheep and the Pig who Built a House

A large, empty rounded rectangular box with a thin black border, intended for a drawing or a longer piece of writing.



Work Unit 5

Mr. Meant-To

Vocabulary:

➤ comrade

Question

What is this poem about? _____

Explain:

• Mr. Meant-to _____

• Didn't-do _____

• Never-win _____

• Might-have-been _____

Why would Might-have-been be considered a ghost? _____





Work Unit 5

Mr. Meant-To

Large rounded rectangular writing area.





Work Unit 5

The Shoemaker and the Elves

Question

Why was the shoemaker out of money? _____

Even though the shoemaker was barely well enough to walk, what did he do with this time? _____

Who helped the shoemaker? _____

What did the wife suggest they should do for the helpers?

Why do you think they did this? _____

Why do you think the helpers didn't return? _____





Work Unit 5

The Shoemaker and the Elves

A large, empty rounded rectangular box for writing.





Work Unit 5

Dust under the rug

Vocabulary:

➤ Diligently

➤ Lame

➤ Faithful

Question

Why was Minnie looking for work? _____

What work did she find? _____

On her last day of work what happened to make her rush through her work? _____

Why couldn't Minnie sleep that night? _____

What did she do to resolve her delimma? _____

What was her payment for her work? _____





Work Unit 5

Dust under the rug





Work Unit 5

Robinson Crusoe builds a boat

Vocabulary:

➤ Surmount

➤ preposterous

➤ Faithful

Question


Describe what Robinson was building his boat out of? _____

How long did it take him to build his boat? _____

What problem did he encounter when he was done building his piraguas? _____

Did he ever resolve the problem? _____


How could he have avoided the problem? _____





Work Unit 5

Robinson Crusoe builds a boat





Work Unit 5

It's Plain Hard work that does it

Vocabulary:

➤ Addled

➤ Prodigious

➤ Patent

Question

Who was this written about? _____

How many inventions did he have patented? _____

Name 5 inventions you use often? _____

What did he compare to a drug? _____

How did he respond to failure? _____

What does his advice to youth? _____

What can YOU learn from this "Giant of a Man"? _____






Work Unit 5

It's Plain Hard work that does it





Work Unit 5 Kill Devil Hill

Vocabulary:

➤ Oscillations

➤ Askew

Question

What were the brothers names? _____

What contraption did they build? _____


How long did the contraption work? _____

What did they use to send out the message? _____

What error did the message contain? _____

The contraption crashed, do you think they considered it a failure? _____





Work Unit 5

Kill Devil Hill





Work Unit 5 Elias

Vocabulary:

➤ Envied

➤ Dwindled

Question

Why did everyone envy Elias? _____

What happened to his children when he became rich?

Who helped the old couple? _____

Compare the differences that Sham-Shemagi gave for the question asked.

Rich

Poor

--	--



Work Unit 5

Elias

A large, empty rounded rectangular box with a thin black border, intended for writing or drawing.

Unit 5: Work Vocabulary

Applied

Flourish

Grudgingly

Menial

Industriousness

Principles

Reap

Hewed

Comrade

Diligently

Lame

Faithful

Surmount

Preposterous

deceit

Addled

Patent

Prodigious

Oscillations

Askew

firmament

Envied

Dwindled

Unit 5: Work ~ Vocabulary Definitions

Applied	put into practice or put to use
Flourish	a display of ornamental speech or language
Grudgingly	unwillingly
Menial	used of unskilled work (especially domestic work)
Industriousness	persevering determination to perform a task
Principles	a personal or specific basis of conduct or management
Reap	get or derive
Hewed	trike with an axe; cut down, strike
Comrade	a person who is frequently in the company of another
Diligently	quietly and steadily persevering especially in detail or exactness
Lame	deprive of the use of a limb, especially a leg
Faithful	steadfast in affection or allegiance
Surmount	get on top of; deal with successfully
Preposterous	completely devoid of wisdom or good sense
deceivity	a downward slope or bend
Addled	confused and vague; used especially of thinking
Patent	an official document granting a right or privilege
Prodigious	so great in size or force or extent as to elicit awe
Oscilations	to move repeatedly from one position to another
Askew	turned or twisted toward one side
firmament	the sky, viewed poetically as a solid arch or vault
Envied	a feeling of grudging admiration and desire to have something possessed by another
Dwindled	become smaller or lose substance

Make 2 copies. 1 for the student notebook. The second for matching. Cut words and definitions apart and then match the vocabulary word with it's definition.

Unit 5: Work Vocabulary

Applied

Flourish

Grudgingly

Menial

Industriousness

Principles

Reap

Hewed

Comrade

Diligently

Lame

Faithful

Surmount

Preposterous

deceit

Addled

Patent

Prodigious

Oscillations

Askew

firmament

Envied

Dwindled

Applied

Flourish

Grudgingly

Menial

Industriousness

Principles

Reap

Hewed

Comrade

Diligently

Lame

Faithful

Surmount

Preposterous

deceit

Addled

Patent

Prodigious

Oscillations

Askew

firmament

Envied

Dwindled

unwillingly	a display of ornamental speech or language	put into practice or put to use
a personal or specific basis of conduct or management	persevering determination to perform a task	used of unskilled work (especially domestic work)
a person who is frequently in the company of another	trike with an axe; cut down, strike	get or derive
steadfast in affection or allegiance	deprive of the use of a limb, especially a leg	quietly and steadily persevering especially in detail or exactness
a downward slope or bend	completely devoid of wisdom or good sense	get on top of; deal with successfully
so great in size or force or extent as to elicit awe	an official document granting a right or privilege	confused and vague; used especially of thinking
the sky, viewed poetically as a solid arch or vault	turned or twisted toward one side	to move repeatedly from one position to another


become smaller or lose
substance

a feeling of grudging
admiration and desire
to have something
possessed by another

Unit 5: Work

Complete the crossword. Not all vocabulary words will be used.

The first one has been done for you.



CLUES

Across

2. A DISPLAY OF ORNAMENTAL SPEECH OR LANGUAGE
3. GET OR DERIVE
4. A PERSON WHO IS FREQUENTLY IN THE COMPANY OF ANOTHER
6. COMPLETELY DEVOID OF WISDOM OR GOOD SENSE
7. UNWILLINGLY
10. A FEELING OF GRUDGING ADMIRATION AND DESIRE TO HAVE SOMETHING POSSESSED BY ANOTHER
12. AN OFFICIAL DOCUMENT GRANTING A RIGHT OR PRIVILEGE
13. A DOWNWARD SLOPE OR BEND
14. DEPRIVE OF THE USE OF A LIMB, ESPECIALLY A LEG
15. CONFUSED AND VAGUE; USED ESPECIALLY OF THINKING
17. PERSEVERING DETERMINATION TO PERFORM A TASK
18. TURNED OR TWISTED TOWARD ONE SIDE
19. GET ON TOP OF; DEAL WITH SUCCESSFULLY

Down


1. STEADFAST IN AFFECTION OR ALLEGIANCE
2. THE SKY, VIEWED POETICALLY AS A SOLID ARCH OR VAULT
5. PUT INTO PRACTICE OR PUT TO USE
8. BECOME SMALLER OR LOSE SUBSTANCE
9. USED OF UNSKILLED WORK (ESPECIALLY DOMESTIC WORK)
11. QUIETLY AND STEADILY PERSEVERING ESPECIALLY IN DETAIL OR EXACTNESS
12. SO GREAT IN SIZE OR FORCE OR EXTENT AS TO ELICIT AWE
16. STRIKE WITH AN AXE; CUT DOWN, STRIKE

WORD BANK

Applied		Faithful	
Flourish	✓	Surmount	
Grudgingly		Preposterous	
Menial		deceit	
Industriousness		Addled	
Principles		Patent **misspelled on grid. (patent)	
Reap		Prodigious	
Hewed		Oscillations	
Comrade		Askew	
Diligently		firmament	
Lame		Envied	
Dwindled			

Unit 5: Work

Complete the crossword. Not all vocabulary words will be used.



CLUES

Across

2. A DISPLAY OF ORNAMENTAL SPEECH OR LANGUAGE
3. GET OR DERIVE
4. A PERSON WHO IS FREQUENTLY IN THE COMPANY OF ANOTHER
6. COMPLETELY DEVOID OF WISDOM OR GOOD SENSE
7. UNWILLINGLY
10. A FEELING OF GRUDGING ADMIRATION AND DESIRE TO HAVE SOMETHING POSSESSED BY ANOTHER
12. AN OFFICIAL DOCUMENT GRANTING A RIGHT OR PRIVILEGE
13. A DOWNWARD SLOPE OR BEND
14. DEPRIVE OF THE USE OF A LIMB, ESPECIALLY A LEG
15. CONFUSED AND VAGUE; USED ESPECIALLY OF THINKING
17. PERSEVERING DETERMINATION TO PERFORM A TASK
18. TURNED OR TWISTED TOWARD ONE SIDE
19. GET ON TOP OF; DEAL WITH SUCCESSFULLY

Down

1. STEADFAST IN AFFECTION OR ALLEGIANCE
2. THE SKY, VIEWED POETICALLY AS A SOLID ARCH OR VAULT
5. PUT INTO PRACTICE OR PUT TO USE
8. BECOME SMALLER OR LOSE SUBSTANCE
9. USED OF UNSKILLED WORK (ESPECIALLY DOMESTIC WORK)
11. QUIETLY AND STEADILY PERSEVERING ESPECIALLY IN DETAIL OR EXACTNESS
12. SO GREAT IN SIZE OR FORCE OR EXTENT AS TO ELICIT AWE
16. STRIKE WITH AN AXE; CUT DOWN, STRIKE

Unit 5: Work

Can you find the hidden words? Not all of the vocabulary will be used.

The first one has been done for you.

O	K	O	T	P	R	O	D	I	G	I	O	U	S	G
A	D	D	L	E	D	T	N	E	M	A	M	R	I	F
T	S	W	D	I	L	I	G	E	N	T	L	Y	Q	O
N	D	E	L	D	N	I	W	D	C	B	P	B	J	H
U	X	F	A	I	T	H	F	U	L	B	A	A	U	S
O	B	G	R	U	D	G	I	N	G	L	Y	A	E	I
M	S	S	U	O	R	E	T	S	O	P	E	R	P	R
R	D	E	C	L	E	V	I	T	Y	P	A	B	B	U
U	J	H	M	U	K	B	E	M	A	J	H	P	C	O
S	P	A	T	N	E	N	T	D	E	I	V	N	E	L
X	J	W	D	E	W	E	H	L	A	N	B	I	V	F
M	N	V	P	A	S	K	E	W	A	R	I	N	J	S
P	R	I	N	C	I	P	L	E	S	M	M	A	A	E
O	S	C	I	L	A	T	I	O	N	S	E	O	L	S
A	I	Y	Y	E	L	D	E	I	L	P	P	A	C	V

CLUES

1. COMPLETELY DEVOID OF WISDOM OR GOOD SENSE
2. TO MOVE REPEATEDLY FROM ONE POSITION TO ANOTHER
3. USED OF UNSKILLED WORK (ESPECIALLY DOMESTIC WORK)
4. SO GREAT IN SIZE OR FORCE OR EXTENT AS TO ELICIT AWE
5. GET ON TOP OF; DEAL WITH SUCCESSFULLY
6. QUIETLY AND STEADILY PERSEVERING ESPECIALLY IN DETAIL OR EXACTNESS
7. STEADFAST IN AFFECTION OR ALLEGIANCE
8. BECOME SMALLER OR LOSE SUBSTANCE

9. A DOWNWARD SLOPE OR BEND
10. A DISPLAY OF ORNAMENTAL SPEECH OR LANGUAGE
11. DEPRIVE OF THE USE OF A LIMB, ESPECIALLY A LEG
12. PUT INTO PRACTICE OR PUT TO USE
13. AN OFFICIAL DOCUMENT GRANTING A RIGHT OR PRIVILEGE
14. THE SKY, VIEWED POETICALLY AS A SOLID ARCH OR VAULT
15. CONFUSED AND VAGUE; USED ESPECIALLY OF THINKING
16. STRIKE WITH AN AXE; CUT DOWN, STRIKE

17. TURNED OR TWISTED TOWARD ONE SIDE
18. A PERSON WHO IS FREQUENTLY IN THE COMPANY OF ANOTHER
19. A FEELING OF GRUDGING ADMIRATION AND DESIRE TO HAVE SOMETHING POSSESSED BY ANOTHER
20. UNWILLINGLY
21. A PERSONAL OR SPECIFIC BASIS OF CONDUCT OR MANAGEMENT
22. GET OR DERIVE

WORD BANK

Applied		Faithful	
Flourish		Surmount	
Grudgingly		Preposterous	✓
Menial		deceit	
Industriousness		Addled	
Principles		Patent	
Reap		Prodigious	
Hewed		Oscillations	
Comrade		Askew	
Diligently		firmament	
Lame		Envied	
Dwindled			

Unit 5: Work

Can you find the hidden words? Not all of the vocabulary will be used.

O	K	O	T	P	R	O	D	I	G	I	O	U	S	G
A	D	D	L	E	D	T	N	E	M	A	M	R	I	F
T	S	W	D	I	L	I	G	E	N	T	L	Y	Q	O
N	D	E	L	D	N	I	W	D	C	B	P	B	J	H
U	X	F	A	I	T	H	F	U	L	B	A	A	U	S
O	B	G	R	U	D	G	I	N	G	L	Y	A	E	I
M	S	S	U	O	R	E	T	S	O	P	E	R	P	R
R	D	E	C	L	E	V	I	T	Y	P	A	B	B	U
U	J	H	M	U	K	B	E	M	A	J	H	P	C	O
S	P	A	T	N	E	N	T	D	E	I	V	N	E	L
X	J	W	D	E	W	E	H	L	A	N	B	I	V	F
M	N	V	P	A	S	K	E	W	A	R	I	N	J	S
P	R	I	N	C	I	P	L	E	S	M	M	A	A	E
O	S	C	I	L	A	T	I	O	N	S	E	O	L	S
A	I	Y	Y	E	L	D	E	I	L	P	P	A	C	V

CLUES

1. COMPLETELY DEVOID OF WISDOM OR GOOD SENSE
2. TO MOVE REPEATEDLY FROM ONE POSITION TO ANOTHER
3. USED OF UNSKILLED WORK (ESPECIALLY DOMESTIC WORK)
4. SO GREAT IN SIZE OR FORCE OR EXTENT AS TO ELICIT AWE
5. GET ON TOP OF; DEAL WITH SUCCESSFULLY
6. QUIETLY AND STEADILY PERSEVERING ESPECIALLY IN DETAIL OR EXACTNESS
7. STEADFAST IN AFFECTION OR ALLEGIANCE
8. BECOME SMALLER OR LOSE SUBSTANCE
9. A DOWNWARD SLOPE OR BEND
10. A DISPLAY OF ORNAMENTAL SPEECH OR LANGUAGE
11. DEPRIVE OF THE USE OF A LIMB, ESPECIALLY A LEG
12. PUT INTO PRACTICE OR PUT TO USE
13. AN OFFICIAL DOCUMENT GRANTING A RIGHT OR PRIVILEGE
14. THE SKY, VIEWED POETICALLY AS A SOLID ARCH OR VAULT
15. CONFUSED AND VAGUE; USED ESPECIALLY OF THINKING
16. STRIKE WITH AN AXE; CUT DOWN, STRIKE
17. TURNED OR TWISTED TOWARD ONE SIDE
18. A PERSON WHO IS FREQUENTLY IN THE COMPANY OF ANOTHER
19. A FEELING OF GRUDGING ADMIRATION AND DESIRE TO HAVE SOMETHING POSSESSED BY ANOTHER
20. UNWILLINGLY
21. A PERSONAL OR SPECIFIC BASIS OF CONDUCT OR MANAGEMENT
22. GET OR DERIVE

CLUES

Across

2. A DISPLAY OF ORNAMENTAL SPEECH OR LANGUAGE
3. GET OR DERIVE
4. A PERSON WHO IS FREQUENTLY IN THE COMPANY OF ANOTHER
6. COMPLETELY DEVOID OF WISDOM OR GOOD SENSE
7. UNWILLINGLY
10. A FEELING OF GRUDGING ADMIRATION AND DESIRE TO HAVE SOMETHING POSSESSED BY ANOTHER
12. AN OFFICIAL DOCUMENT GRANTING A RIGHT OR PRIVILEGE
13. A DOWNWARD SLOPE OR BEND
14. DEPRIVE OF THE USE OF A LIMB, ESPECIALLY A LEG
15. CONFUSED AND VAGUE; USED ESPECIALLY OF THINKING
17. PERSEVERING DETERMINATION TO PERFORM A TASK
18. TURNED OR TWISTED TOWARD ONE SIDE
19. GET ON TOP OF; DEAL WITH SUCCESSFULLY

Down

1. STEADFAST IN AFFECTION OR ALLEGIANCE
2. THE SKY, VIEWED POETICALLY AS A SOLID ARCH OR VAULT
5. PUT INTO PRACTICE OR PUT TO USE
8. BECOME SMALLER OR LOSE SUBSTANCE
9. USED OF UNSKILLED WORK (ESPECIALLY DOMESTIC WORK)
11. QUIETLY AND STEADILY PERSEVERING ESPECIALLY IN DETAIL OR EXACTNESS
12. SO GREAT IN SIZE OR FORCE OR EXTENT AS TO ELICIT AWE
16. TRIKE WITH AN AXE; CUT DOWN, STRIKE

Across

2. FLOURISH
3. REAP
4. COMRADE
6. PREPOSTEROUS
7. GRUDGINGLY
10. ENVIED
12. PATNENT
13. DECLEVITY
14. LAME
15. ADDLED
17. INDUSTRIOUSNESS
18. ASKEW
19. SURMOUNT

Down

1. FAITHFUL
2. FIRMAMENT
5. APPLIED
8. DWINDLED
9. MENIAL
11. DILIGENTLY
12. PRODIGIOUS
16. HEWED

*****NOTE: There is a mistake in #12 Across. Patent is spelled wrong and I have not yet figured out how to fix it. I will as soon as possible.

Unit 5: Work

Can you find the hidden words? You will not use all the vocabulary.

O	K	O	T	P	R	O	D	I	G	I	O	U	S	G
A	D	D	L	E	D	T	N	E	M	A	M	R	I	F
T	S	W	D	I	L	I	G	E	N	T	L	Y	Q	O
N	D	E	L	D	N	I	W	D	C	B	P	B	J	H
U	X	F	A	I	T	H	F	U	L	B	A	A	U	S
O	B	G	R	U	D	G	I	N	G	L	Y	A	E	I
M	S	S	U	O	R	E	T	S	O	P	E	R	P	R
R	D	E	C	L	E	V	I	T	Y	P	A	B	B	U
U	J	H	M	U	K	B	E	M	A	J	H	P	C	O
S	P	A	T	E	N	T	T	D	E	I	V	N	E	L
X	J	W	D	E	W	E	H	L	A	N	B	I	V	F
M	N	V	P	A	S	K	E	W	A	R	I	N	J	S
P	R	I	N	C	I	P	L	E	S	M	M	A	A	E
O	S	C	I	L	A	T	I	O	N	S	E	O	L	S
A	I	Y	Y	E	L	D	E	I	L	P	P	A	C	V

CLUES

1. COMPLETELY DEVOID OF WISDOM OR GOOD SENSE
2. TO MOVE REPEATEDLY FROM ONE POSITION TO ANOTHER
3. USED OF UNSKILLED WORK (ESPECIALLY DOMESTIC WORK)
4. SO GREAT IN SIZE OR FORCE OR EXTENT AS TO ELICIT AWE
5. GET ON TOP OF; DEAL WITH SUCCESSFULLY
6. QUIETLY AND STEADILY PERSEVERING ESPECIALLY IN DETAIL OR EXACTNESS
7. STEADFAST IN AFFECTION OR ALLEGIANCE
8. BECOME SMALLER OR LOSE SUBSTANCE
9. A DOWNWARD SLOPE OR BEND
10. A DISPLAY OF ORNAMENTAL SPEECH OR LANGUAGE
11. DEPRIVE OF THE USE OF A LIMB, ESPECIALLY A LEG
12. PUT INTO PRACTICE OR PUT TO USE
13. AN OFFICIAL DOCUMENT GRANTING A RIGHT OR PRIVILEGE
14. THE SKY, VIEWED POETICALLY AS A SOLID ARCH OR VAULT
15. CONFUSED AND VAGUE; USED ESPECIALLY OF THINKING
16. STRIKE WITH AN AXE; CUT DOWN, STRIKE
17. TURNED OR TWISTED TOWARD ONE SIDE
18. A PERSON WHO IS FREQUENTLY IN THE COMPANY OF ANOTHER
19. A FEELING OF GRUDGING ADMIRATION AND DESIRE TO HAVE SOMETHING POSSESSED BY ANOTHER
20. UNWILLINGLY
21. A PERSONAL OR SPECIFIC BASIS OF CONDUCT OR MANAGEMENT
22. GET OR DERIVE

ANSWER KEY (Starting letter: x,y)


1. PREPOSTEROUS(14,7)
2. OSCILATIONS(1,14)
3. MENIAL(9,9)
4. PRODIGIOUS(5,1)
5. SURMOUNT(1,10)
6. DILIGENTLY(4,3)
7. FAITHFUL(3,5)
8. DWINDLED(9,4)
9. DECLEVITY(2,8)
10. FLOURISH(15,11)
11. LAME(9,11)
12. APPLIED(13,15)
13. PATENT(2,10)
14. FIRMAMENT(15,2)
15. ADDLED(1,2)
16. HEWED(8,11)
17. ASKEW(5,12)
18. COMRADE(14,15)
19. ENVIED(14,10)
20. GRUDGINGLY(3,6)
21. PRINCIPLES(1,13)
22. REAP(15,7)

Work is either fun or drudgery. It depends on your attitude. I like fun.

Colleen C. Barrett

Work is either fun or
drudgery. It depends on
your attitude. I like fun.

Colleen C. Barrett



Work is either fun or drudgery. It depends on your attitude. I like fun.

Colleen C. Barrett

Do you need to try again?

Check your work, is it neat? _____

Genius is one percent inspiration
and ninety-nine percent
perspiration.

Thomas Alva Edison

Genius is one percent
inspiration and ninety-
nine percent
perspiration.

Thomas Alva Edison

Work is either fun or drudgery. It depends on your attitude. I like fun.

Colleen C. Barrett

Do you need to try again?

Check your work, is it neat? _____

“Work spares us from three evils:
boredom, vice, and need”

Voltaire

"Work spares us from
three evils: boredom,
vice, and need"

Voltaire

*Work spares us from three evils: boredom, vice, and
need"*

Voltaire

Do you need to try again?

Check your work, is it neat? _____

“One must work and dare if one
really wants to live.”

Vincent van Gogh

" One must work and dare
i f one really wants to
l i ve. "

Vi ncent van Gogh

Handwriting practice lines consisting of six rows of ten horizontal dashes each.

"One must work and dare if one really wants to live."

Vincent van Gogh

Do you need to try again?

Check your work, is it neat? _____

“Every person I work with knows something better than me. My job is to listen long enough to find it and use it.”

Jack Nichols

“ Every person I work with
knows something better
than me. My job is to
listen long enough to
find it and use it. ”

Jack Nichols

“Every person I work with knows something better than me. My job is to listen long enough to find it and use it.”

Jack Nichols

Do you need to try again?

Check your work, is it neat? _____

“We work to become, not to acquire.”

Elbert Hubbard

" We work to become, not
to acquire. "

El bert Hubbard

"We work to become, not to acquire."

Elbert Hubbard

Do you need to try again?

Check your work, is it neat? _____

“Far and away the best prize that life offers is the chance to work hard at work worth doing.”

Theodore Roosevelt

“ Far and away the best
prize that life offers is
the chance to work hard
at work worth doing. ”

Theodore Roosevelt

"Far and away the best prize that life offers is the chance to work hard at work worth doing."

Theodore Roosevelt

Do you need to try again?

Check your work, is it neat? _____

A human being must have
occupation if he or she is not to
become a nuisance to the world.

Dorothy L. Sayers

A human being must have
occupation if he or she
is not to become a
nuisance to the world.

Dorothy L. Sayers

*"A human being must have occupation if he or she is
not to become a nuisance to the world.*

Dorothy L. Sayers

Do you need to try again?

Check your work, is it neat? _____

Plans are only good intentions
unless they immediately degenerate
into hard work.

Peter Drucker

Plans are only good
intentions unless they
immediately degenerate
into hard work.

Peter Drucker

Plans are only good intentions unless they immediately degenerate into hard work.

Peter Drucker

Do you need to try again?

Check your work, is it neat? _____

A man ought to work. That's what
he's here for. That's how he contributes
to the welfare of the community.

W. Somerset Maugham

A man ought to work.
That's what he's here
for. That's how he
contributes to the
welfare of the community.

W. Somerset Maugham

*A man ought to work. That's what he's here for.
That's how he contributes to the welfare of the
community.*

W. Somerset Maugham


Do you need to try again?

Check your work, is it neat? _____

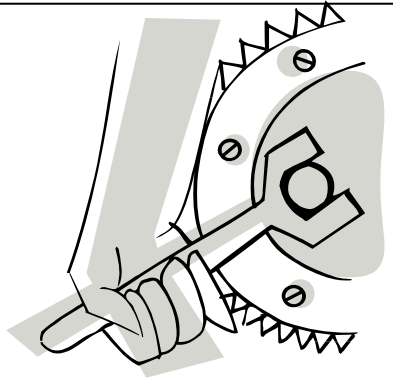
Book of Virtues

Unit 5: Work

Name 3 things that you find to be menial, but are willing to do anyways.



Explain what Menial is and why most people dread doing menial tasks.



Glue this down.

How do you think the grasshopper was going to do over the winter without help? And without having already done what he should have done?



work 1:2

Should you do your unliked tasks begrudgingly or with a happy heart?




GLUE This down.


Do you always like doing every task?



What is the main difference between the two stories?



Name something that you should do right away to plan for the future!




Does helping others do a task make it go faster, or force it to take longer?



work 1:3

Glue this down.

Why do you think the red hen had so much trouble to getting others to help?



Glue this tab.

How could getting a "round" to it help prevent you from becoming like Mr. Meant-To or his friends?

work 1:4

Back of pocket.

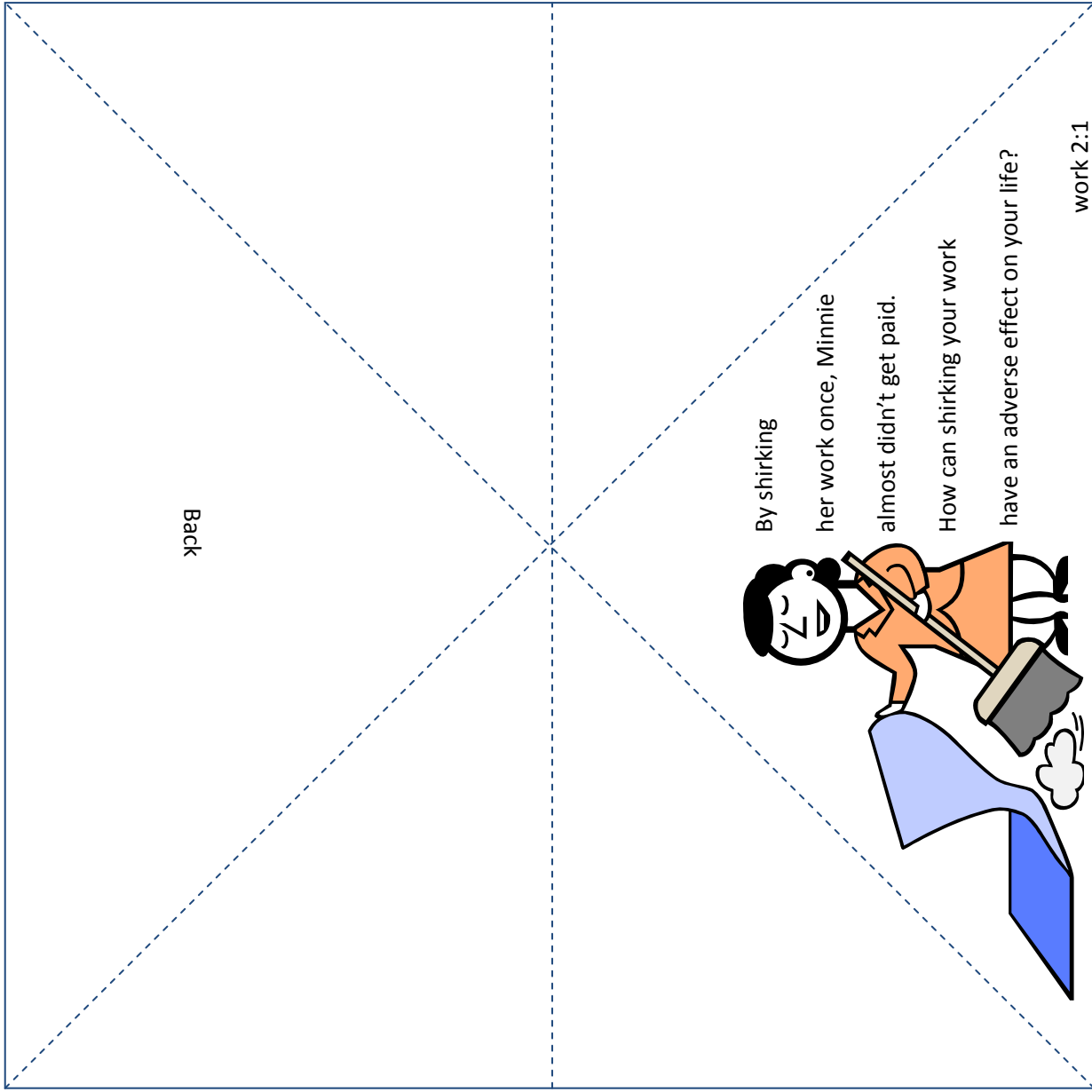


This question tab will be folded on the inside of the mini book.



work 1:5

In order to earn the help from the Elves (or brownies) what did the Shoemaker have to do? What do you have to do, in order to receive help when you need it?



Fold out

Fold in

Fold out.

Explain this
quote:

**Failure to plan
on your part,
does not
constitute an
emergency
on mine.**

work 2:2

Back

Why is the light bulb the symbol used for an idea as in this picture?

What does plain hard work actually get you?



How did the Wright Brothers go

from here:



to here:



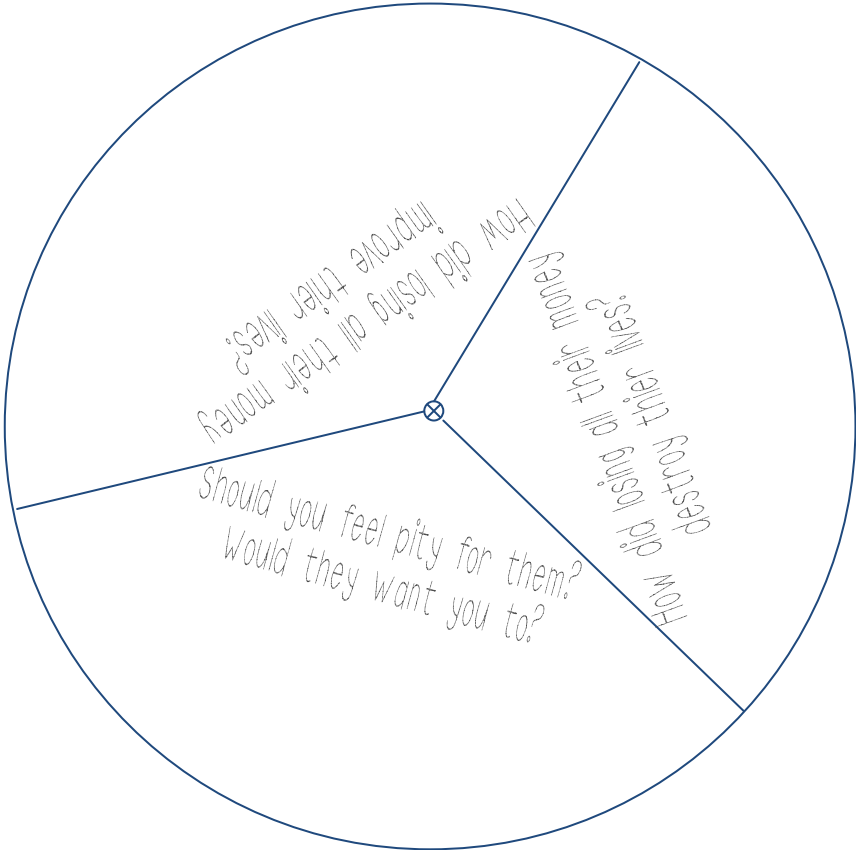

to here:



work 2:4



You will need a brad for this one!



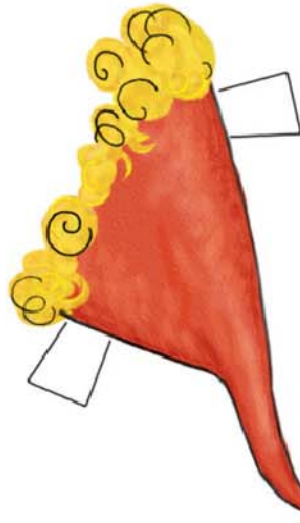


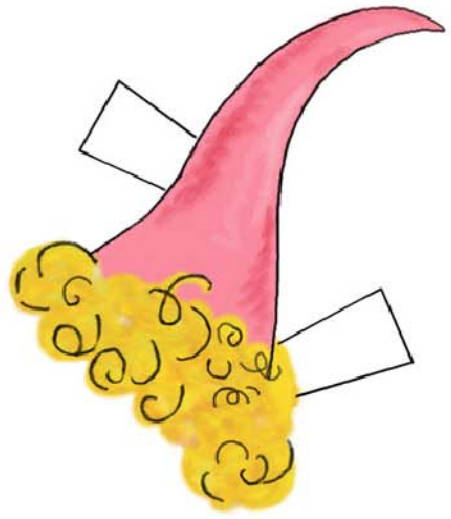

Work


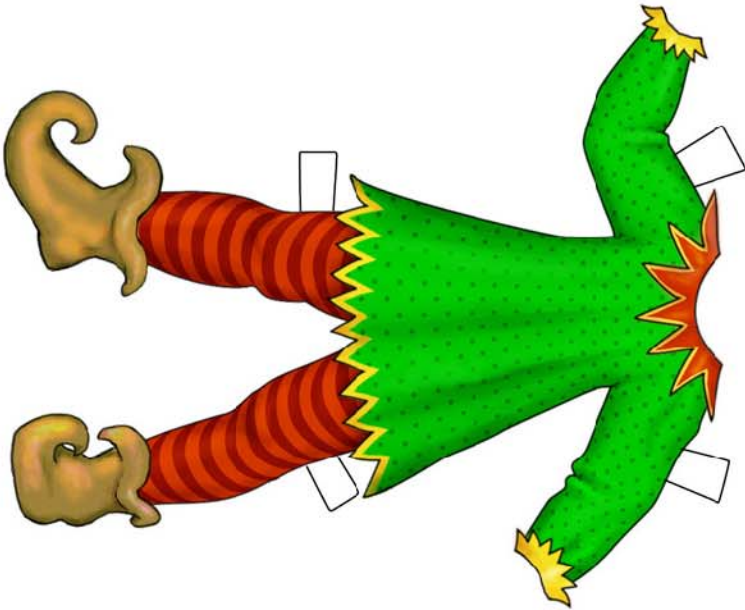
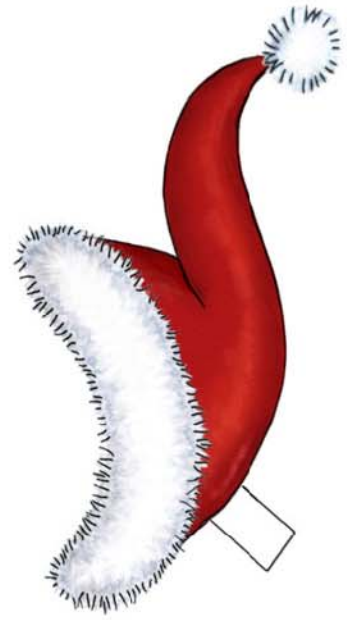
This section is the unit wrap up. This is where your child can focus on the entire unit.

This wrap up includes 2 paper doll elves and their clothes. Have your child write ways they can work now. It can either be by being part of the family, or by being a contributing citizen of the community.

I suggest writing on the back of the outfit.







Ways I can work
and be a
contributing
Citizen!

