

## 1

# Working together

## 1 The Dragon Dance

### 1 Read

Look and read. Write **yes** or **no**.



- 1 The children are learning the Dragon Dance. \_\_\_\_\_
- 2 The teacher is dancing. \_\_\_\_\_
- 3 There are eight children. \_\_\_\_\_
- 4 A child is playing the drum. \_\_\_\_\_
- 5 The children are holding up the dragon with long poles. \_\_\_\_\_
- 6 The dragon has big eyes and a little mouth. \_\_\_\_\_
- 7 The dragon has sharp teeth and a long body. \_\_\_\_\_
- 8 The dragon is dancing in the air. \_\_\_\_\_

**2 Write**

Pretend that you are the Chinese New Year dragon.  
 Write a poem about the Dragon Dance.

Answer these questions:

Who are you? How are you moving?

Why are you dancing?

Use some of these words in your poem.

Give your poem a title.

up down left  
 right slowly quickly  
 twist turn dance

Title: \_\_\_\_\_

---



---



---




---



---



---



**3 Challenge**

If you want to do something really well, you need to **practise** it.

You do it many times, so that you do it better and better.

What do you practise?

Write a sentence. Draw a picture.

I practise playing the cymbals.



**Language tip**  
 Use *-ing* after **practise**.  
 Let's practise speaking English!

## 2 Let's play!

### 1 Use of English

Do you remember the game 'Up and Down'?

Put the instructions in the right order. Write the numbers 1, 2, 3 and 4.

- \_\_\_\_\_ Link your elbows.
- \_\_\_\_\_ Then sit down again.
- \_\_\_\_\_ <sup>1</sup> Sit back-to-back with your partner.
- \_\_\_\_\_ Try to stand up.



### 2 Read

Write the missing words.

circle hand hold say many win

### Eleven fingers

This is a game for three people. Stand in a <sup>1</sup> \_\_\_\_\_ .

Together, <sup>2</sup> \_\_\_\_\_ '1, 2, 3 ... Go!'

When you say 'Go!', <sup>3</sup> \_\_\_\_\_ out some fingers on one <sup>4</sup> \_\_\_\_\_: 1, 2, 3, 4 or 5 fingers.

Count all the fingers. How <sup>5</sup> \_\_\_\_\_ fingers are there altogether?

To <sup>6</sup> \_\_\_\_\_ the game, there must be 11 fingers.

### 3 Let's do it!

Look at the chart. Jamal, Nabil and Tobin played the game 'Eleven fingers' three times.

Add up the number of fingers for each game. Write the number in the chart.


Did the boys win each game? Circle **yes** or **no**.



	Jamal	Nabil	Tobin	How many fingers?	Did they win?
Game 1	2	4	3		yes no
Game 2	1	4	5		yes no
Game 3	5	2	4		yes no

**4 Word study**

Practise school and playground words with this crossword puzzle.  
 The picture clues and the words in the box will help you.



- boy
- chairs
- children
- girl
- ladder
- paper
- rings
- rope
- swing
- stairs
- table
- tree

**Across →**

- 2
- 3
- 6
- 7
- 9
- 10

**Down ↓**

- 1
- 2
- 4
- 5
- 7
- 8

**5 Challenge**


Draw a playground. Write sentences about the things in your playground.  
*There are six swings in my playground.*  
*There is a big tree.*

### 3 Team activities

#### 1 Write

Look at the pictures. Write the answers. Start each answer with **He is**, **She is** or **They are**.

helping Ben  
 climbing the wall  
 standing on a ladder



Write the answers. Start each answer with **He is**, **She is** or **They are**.

- 1 What is Ben doing? \_\_\_\_\_
- 2 What are Alex and Jim doing? \_\_\_\_\_
- 3 What is Lucy doing? \_\_\_\_\_

Write the questions. Start each question with **What is ... ?** or **What are ... ?**

- 4 \_\_\_\_\_  
They are carrying boxes.
- 5 \_\_\_\_\_  
He is pulling Ben.
- 6 \_\_\_\_\_  
She is passing a glass to Lucy.

#### 2 Use of English


**Verbs** are words for things that you can do. Circle the five verbs.


kick count ground jump girl giggle floor when bounce

**3**  **Read**

Draw a line from the number word to the number picture.

- forty-two
- thirteen
- thirty
- fifteen
- fifty-one
- twelve
- twenty



**4**  What's the pattern? Write the missing numbers.

one hundred, ninety, eighty, \_\_\_\_\_, sixty, \_\_\_\_\_

twenty, twenty-five, thirty, \_\_\_\_\_, \_\_\_\_\_, forty-five

**5 Read**

Answer the quiz questions.

Write your own **'How many ... ?'** question. Write the answer.

---



---



---



---



---



---

**Number quiz**

- How many hours are there in a day? \_\_\_\_\_
- How many minutes are there in an hour? \_\_\_\_\_
- How many letters are there in the alphabet? \_\_\_\_\_
- How many days are there in three weeks? \_\_\_\_\_
- How many months are there in a year? \_\_\_\_\_
- How many days are there in August? \_\_\_\_\_

**6 Use of English**

Infinitives are the 'to' form of the verb. Complete the sentences using the infinitive verbs.

- borrow
- look
- meet
- play
- draw

1. I went to the train station to \_\_\_\_\_ my sister.
2. Ali went to the park to \_\_\_\_\_ on the swings.
3. We went to the library to \_\_\_\_\_ some books.
4. We used coloured pencils to \_\_\_\_\_ a picture.
5. James used a telescope to \_\_\_\_\_ at the moon.



## 4 Performing a play

### 1 Word study


Write the name below each bird and mammal.

bear fox goose kangaroo owl parrot penguin tiger

#### Birds



#### Mammals



### ★ 2 Challenge

Make a picture dictionary. You need fourteen small pieces of paper. Write the names of the mammals and birds above and six more. Draw pictures. Put all the mammals and birds in alphabetical order. Make a book or a poster.

### 3 Read

Vicky and Paul are going to act in a play. All the characters are birds. Paul is trying to decide which bird he wants to be. Put the sentences in order to make a conversation. Number the lines 1–6.

- Vicky: How about a parrot?
- Vicky: What do you want to be, Paul?
- Vicky: How about a goose?
- 2 Paul: I don't know.
- Paul: No, I don't want to be a goose.
- Paul: That's a good idea! I'll be a parrot!



**4 Use of English**

Write the missing words. Use **is** or **are** and the **-ing** form of each verb.

1 The girls are \_\_\_\_\_  
 and \_\_\_\_\_. (skip, giggle)



2 The dragon \_\_\_\_\_  
 up and down. (move)

3 We \_\_\_\_\_ our hands. (clap)




**5 Write**

Make up a sentence for each picture. Use the **-ing** form of the verb.



\_\_\_\_\_



\_\_\_\_\_



\_\_\_\_\_

6 What are you good at? Write a sentence.

\_\_\_\_\_

What are you not good at? Write a sentence.

\_\_\_\_\_



## 5 Following the team rules

1 **Read** the story on pages 14–16 of your Learner’s Book again.

Then read the sentences and write **T (true)** or **F (false)**.

- 1 The Bird and the Fish teams are playing football. \_\_\_\_\_
- 2 At first, Bat joins the Mammal team. \_\_\_\_\_
- 3 Bat wants to be on the winning team. \_\_\_\_\_
- 4 Bat switches to the Bird team. \_\_\_\_\_
- 5 When Bat switches teams, the other players are happy. \_\_\_\_\_
- 6 If Bat wants to play football, he needs to follow the rules. \_\_\_\_\_



2  **Write**

How are mammals and bats the same?

Look at the chart. Write the missing words in the sentences below.

	Mammals	Bats
They have teeth.	✓	✓
They have fur.	✓	✓
They usually have four legs.	✓	



Mammals have \_\_\_\_\_ and fur, and they usually have \_\_\_\_\_ .

Bats have \_\_\_\_\_ and \_\_\_\_\_ , but they don’t have \_\_\_\_\_ .

How are birds and bats the same?

Look at the chart. Write the missing words in the sentences below.

	Birds	Bats
They have wings.	✓	✓
They have two legs.	✓	✓
They have feathers.	✓	

Birds have \_\_\_\_\_ , \_\_\_\_\_ and \_\_\_\_\_ .

Bats have \_\_\_\_\_ and \_\_\_\_\_ , but they don’t have \_\_\_\_\_ .

**3 Word study**

Does your class have these rules? Circle **yes** or **no**.

Listen when your teacher is talking.

**yes no**



Put up your hand when you want to say something.

**yes no**



No mobile phones in the classroom.

**yes no**



No running in the classroom.

**yes no**



**4 Write**

Pretend that you are Bat. Write a letter to the Mammals and the Birds.

Say you are sorry that you switched teams.

Say you are ready to follow the rules now.

Ask if you can please come back and play.

End the letter with the words:

**Your friend,**

**Bat**



*Dear Mammals and Birds,*

*I am sorry that*

---



---



---



---



---



---



---




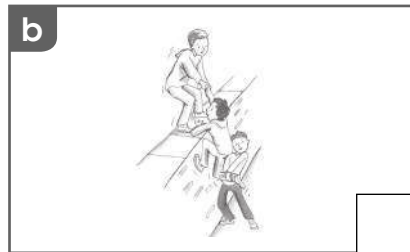
---

**6 Quiz**

**66 Listen**

Listen and tick (✓) the box.



1 What is the boy doing?






2 What is Sally good at?






3 What number comes next?



4 Which animal is it?



5 Write the word. \_\_\_\_\_. Then tick the box.



**Read**

Read and circle the best answer. A reporter is asking Steve questions.

**6 Reporter:** What are you and your friends doing?

- Steve:** **A** It's Chinese New Year.  
**B** We're practising the Dragon Dance.  
**C** Our dragon is beautiful.

**7 Reporter:** What is your teacher doing?

- Steve:** **A** She's playing the drum.  
**B** He's playing the drum.  
**C** We're moving together.

**8 Reporter:** Is learning the Dragon Dance easy or difficult?

- Steve:** **A** It's difficult, but it's also fun.  
**B** I like the Dragon Dance.  
**C** Don't give up!



**Read and write**

Read the text and write two questions about it. Use question words like **When ... ?**

**How many ... ? Are ... ? What ... ?**

Bats have two legs and wings, but they are not birds. They are mammals. Bats are the only mammals that fly! Bats fly at night. They eat insects.

9 \_\_\_\_\_

10 \_\_\_\_\_

**My global progress**

Think about the activities you did in this unit. Answer the questions.

What were you good at? Name one or two activities.

\_\_\_\_\_

What did you find difficult? Name one or two activities.

\_\_\_\_\_