

SPRING

Worksheets For Preschool



name: _____

FLOWER MEASURE
COUNT THE CLOUDS. COLOR THE FLOWERS. THE MORE CLOUDS, THE MORE FLOWERS.

name: _____

SPRING COLOR BY LETTER
COLOR THE SPRING. COLOR BY LETTER.

R G Y
RED GREEN YELLOW

name: _____

LEPRECHAUN RHYMING
COLOR THE SPRING. COLOR THE SPRING. COLOR THE SPRING.

name: _____

SPRING COLOR BY WORD
COLOR BY WORDS.

name: _____

BLOSSOMING
TRACE THE CLOUDS. COLOR THE SPRING.

name: _____

CATERPILLAR
COLOR THE CATERPILLAR. COLOR THE CATERPILLAR.

name: _____

SPRING ROLL AND
ROLL THE DICE. COLOR THE SPRING. COLOR THE SPRING.

A B C D E
A B C D E
A B C D E
A B C D E

name: _____

IT'S RAINING SYLLABLES
LIGHTEN THE CLOUDS. COLOR THE SPRING. COLOR THE SPRING.

1 2 3 1 2 3 1 2 3
1 2 3 1 2 3 1 2 3
1 2 3 1 2 3 1 2 3
1 2 3 1 2 3 1 2 3

name: _____

BLOSSOMING NUMBER WRITE
TRACE THE NUMBERS. TRACE THE NUMBERS.

name: _____

SPRINGTIME COUNT
COUNT THE SPRING. COUNT THE SPRING. COUNT THE SPRING.

name: _____

LEPRECHAUN ROLL & COLOR
ROLL THE DICE. COLOR THE SPRING. COLOR THE SPRING.

name: _____

SPRING MATCH-UP
MATCH THE SPRING. MATCH THE SPRING.

name: _____

HAPPY BUNNY
COLOR THE SPRING. COLOR THE SPRING.

name: _____

SPRINGTIME COUNT
COUNT THE SPRING. COUNT THE SPRING.

name: _____

LEPRECHAUN ROLL & COLOR
ROLL THE DICE. COLOR THE SPRING. COLOR THE SPRING.

name: _____

SPRINGTIME COUNT
COUNT THE SPRING. COUNT THE SPRING.



SPRING

Worksheets For Preschool

Spring Math and Literacy worksheets for preschool is a no prep packet packed full of worksheets and printables to help reinforce and build literacy and math skills in a fun, engaging way. This unit is perfect for the months of March and April. All of the printables are aligned with the early learning standards and encourage independence. This packet is great for centers, homework and homeschooling. There are lots of opportunities for differentiation within this packet.



SPRING

Worksheets For Preschool

Spring Predictions: Predict if March will come in and out like a lion or a lamb.

Spring Color by Weather: Color by different types of weather.

Leprechaun Rhyming Train: Color or circle the train cars that rhyme with the engine.

It's Raining Syllables: Identify the pictures and color the matching number of syllables.

Spring Color by Letters: Color the spring picture by letters.

Spring Self Portrait: Draw picture of self under a rain umbrella.

Spring Letters or Numbers: Cut, sort and paste the raindrops as letters or numbers.

Spring Sounds: Identify and color the pictures that start with the /s/ sound.

Spring Roll and Trace: The boys and girls will roll the dice and color the matching uppercase letter from A-F.

Spring Roll and Trace: The boys and girls will roll the dice and color the matching uppercase letter from G-L.

Spring Roll and Trace: The boys and girls will roll the dice and color the matching uppercase letter from M-R.

Spring Roll and Trace: The boys and girls will roll the dice and color the matching uppercase letter from S-Z.

Spring What Doesn't Belong: Color the picture that does not belong in each set.

Spring Sprouts: Cut and paste the plant growth photos in order.

Spring Match Up: Build the flowers by matching beginning sounds.

Spring Living and Non-Living: Sort the pictures as living or non-living.

Blossoming Number Write: Trace the numbers from 1-10.

Mom and Baby Trace and Count: Match the mother bird to the correct nest of eggs (numbers to sets).

Leprechaun Roll and Color: Roll the dice and count the dots. Find the matching number and color.

Lucky Patterns: The boys and girls will cut and paste the missing pattern picture.

Spring Time Count: Count the total number of each insect and write the number.

Yummy Bunny: Identify the number on each bunny and color the matching number of carrots.

Caterpillar Comparisons: Color the longest caterpillar in each set.

Bunny Counting: Count the total number of bunnies and paste the carrot with the matching number.

Blossoming Shapes: Trace and color the shape flowers.


Flower Line-Up: Order the flowers by height.

Flower Measurement: Color how many cubes tall each flower is.

Bunny Count and Color Reproducible: Identify the number on each of the ten pages and color the matching number of bunnies.





name: _____





SPRING PREDICTIONS

Listen to the question and color your prediction.

MARCH WILL COME IN LIKE A...




MARCH WILL GO OUT LIKE A...











name: _____



SPRING COLOR BY WEATHER

color by weather.










name: _____




LEPRECHAUN RHYMING TRAINS

color the train cars that rhyme with the engine.











name: _____



LEPRECHAUN RHYMING TRAIN

color the train cars the rhyme with the engine.












name: _____



IT'S RAINING SYLLABLES

Identify the picture in the cloud. Color the raindrop with the matching number of syllables.





name: _____



SPRING COLOR BY LETTERS


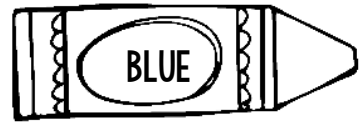
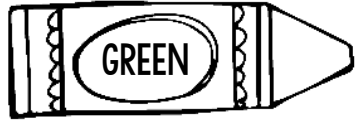
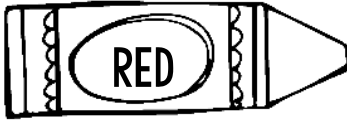
color by letters.

R

G

Y


B





name: _____
SPRING SELF-PORTRAIT

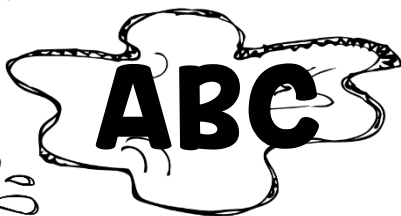
Draw a picture of yourself under the umbrella.



name: _____

SPRING LETTERS OR NUMBERS

sort the pictures as letters or numbers.



--

--

--






--


--

--

--

--





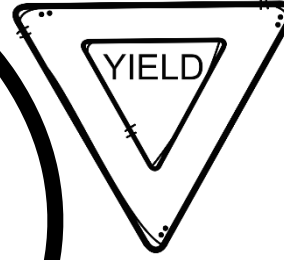
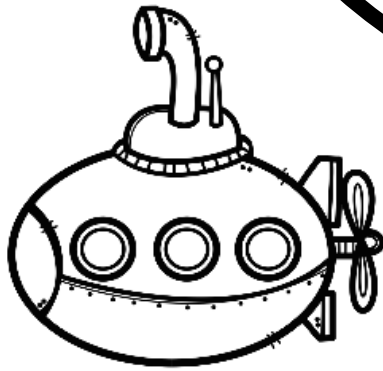


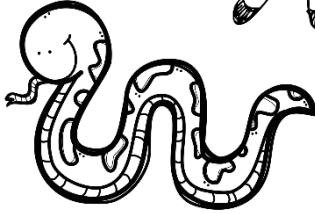




name: _____




SPRING SOUNDS

color all of the pictures that start with the /s/ sound like spring.





name: _____




SPRING ROLL AND TRACE

Roll the dice and trace the matching letter. The first letter to the top wins the gold!





name: _____




SPRING ROLL AND TRACE

Roll the dice and trace the matching letter. The first letter to the top wins the gold!





name: _____




SPRING ROLL AND TRACE

Roll the dice and trace the matching letter. The first letter to the top wins the gold!





name: _____



SPRING ROLL AND TRACE


Roll the dice and trace the matching letter. The first letter to the top wins the gold!



S	T	U	V	W	X
S	T	U	V	W	X
S	T	U	V	W	X
S	T	U	V	W	X
S	T	U	V	W	X
S	T	U	V	W	X
1	2	3	4	5	6



name: _____




SPRING ROLL AND TRACE

Roll the dice and trace the matching letter. The first letter to the top wins the gold!











name: _____



SPRING LETTER MATCH

color the butterflies with the matching uppercase and lowercase letters.






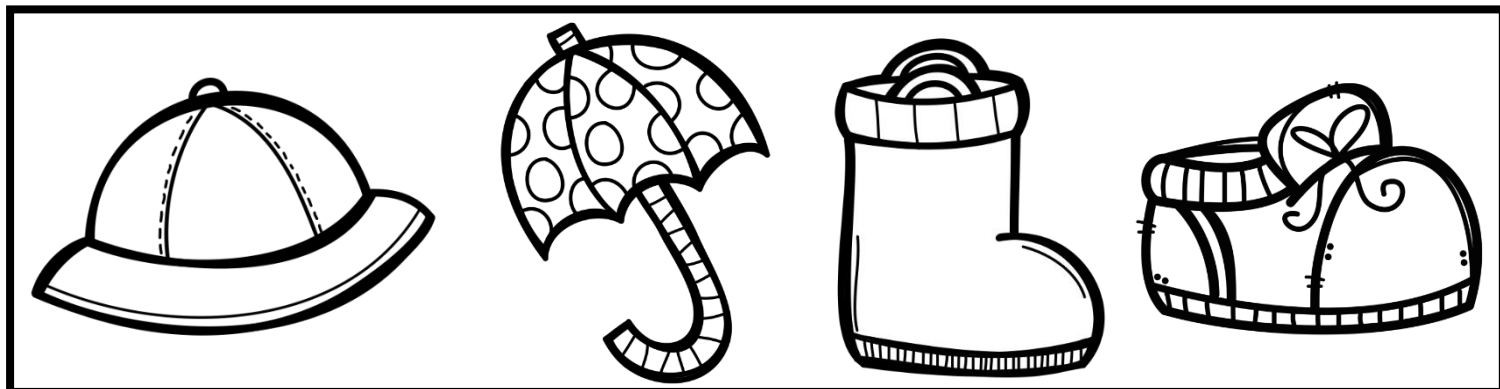


name: _____



SPRING WHAT DOESN'T BELONG?

color the picture that does not belong in each set.





name: _____



SPRING SPROUTS









Glue the pictures in order of plant growth.

1

2


3

4





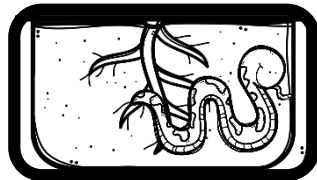

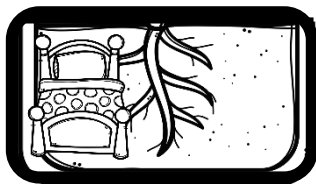









name: _____



SPRING MATCH-UP

Build the flowers by matching the beginning sounds.






name: _____



SPRING LIVING OR NON-LIVING

sort the pictures as living or non-living.



NON-LIVING







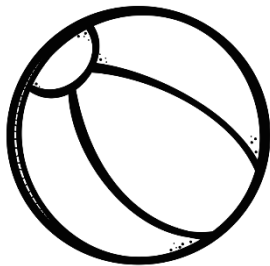

LIVING

Empty dashed box for sorting non-living items.

Empty dashed box for sorting living items.

Empty dashed box for sorting non-living items.

Empty dashed box for sorting living items.

















name: _____



BLOSSOMING NUMBER WRITE

Trace the numbers from 1-10.



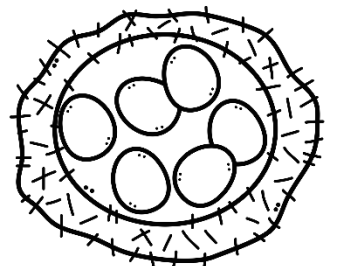
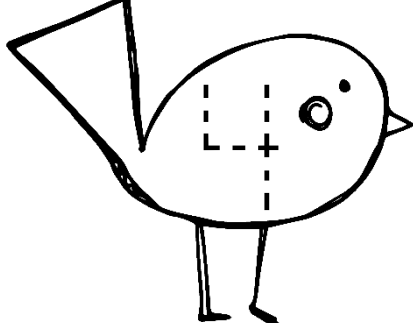
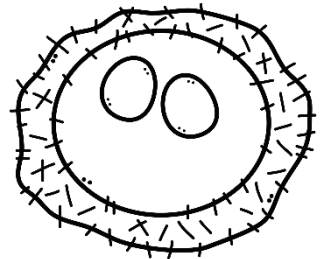
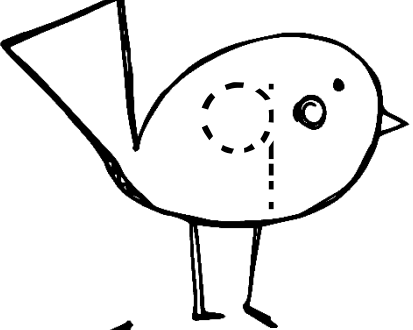
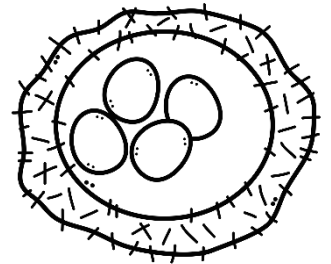
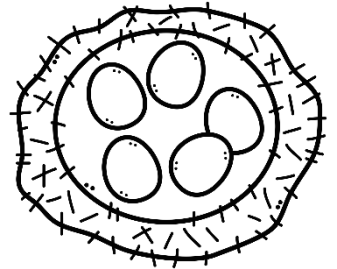
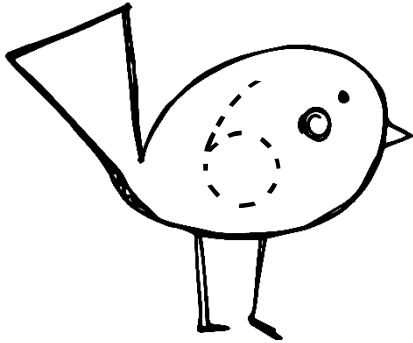
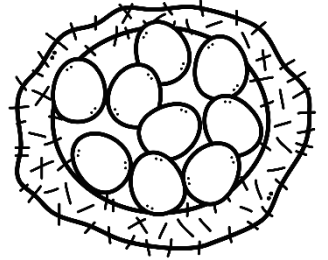
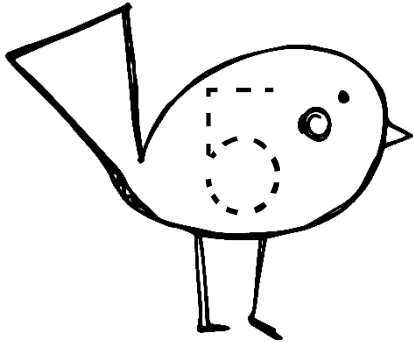



name: _____




MOM & BABY TRACE & COUNT

Trace the number on the mother bird. Draw a line from the number to the matching nest.







name: _____




LEPRECHAUN ROLL & COLOR

Roll the dice and count the dots. Color the shamrocks below with the matching number.















name: _____














LUCKY PATTERNS





complete the patterns below.


			
--	---	--	---

					
--	---	---	---	---	---


					
--	---	---	--	---	---

				
--	---	---	--	---

			
--	---	---	--











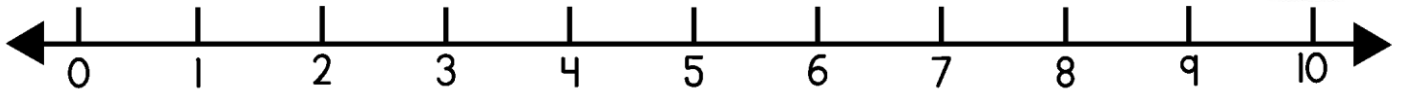



name: _____




SPRINGTIME COUNT

Count the total number of each insect. Write the number in the box.











name: _____



YUMMY BUNNY

Identify the number on the bunny. Color the matching number of carrots.





name: _____



CATERPILLAR COMPARISONS

color the caterpillars with the most circles in each set.

Two caterpillars for comparison. The top caterpillar has 8 circles and the bottom caterpillar has 6 circles.

Two caterpillars for comparison. The top caterpillar has 2 circles and the bottom caterpillar has 3 circles.

Two caterpillars for comparison. The top caterpillar has 3 circles and the bottom caterpillar has 5 circles.


Two caterpillars for comparison. The top caterpillar has 5 circles and the bottom caterpillar has 7 circles.

Two caterpillars for comparison. The top caterpillar has 7 circles and the bottom caterpillar has 9 circles.


Two caterpillars for comparison. The top caterpillar has 5 circles and the bottom caterpillar has 4 circles.

Two caterpillars for comparison. The top caterpillar has 6 circles and the bottom caterpillar has 5 circles.

Two caterpillars for comparison. The top caterpillar has 8 circles and the bottom caterpillar has 7 circles.















name: _____




BUNNY COUNTING

cut and paste the number to the matching set.






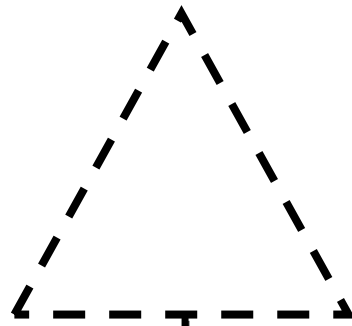



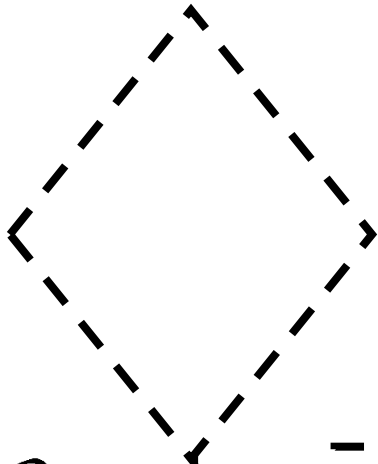



name: _____




BLOSSOMING SHAPES

Trace and color the shapes.




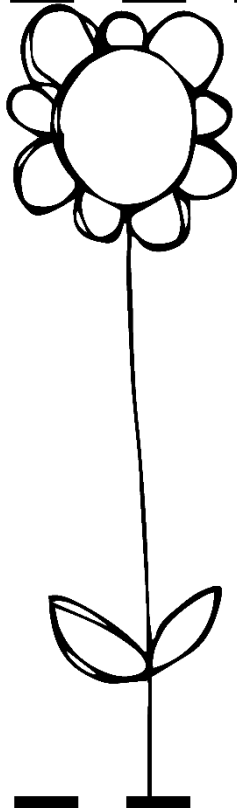



name: _____




FLOWER Line UP

order the flowers from shortest to tallest.










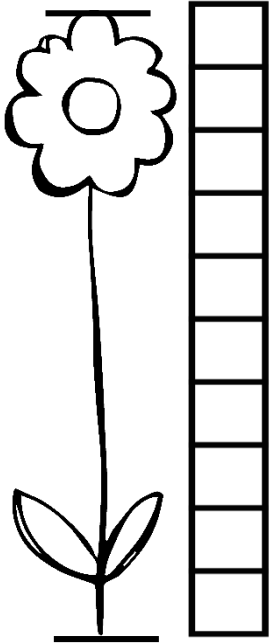


name: _____



FLOWER MEASUREMENTS


Count and color the total number of cubes tall each flower is.



BUNNY

COUNT

AND COLOR




name: _____


BUNNY

COUNT


AND COLOR




name: _____




I can color : bunny.




I can color : bunny.




I can color 2 bunnies.




I can color 2 bunnies.




I can color 3 bunnies.




I can color 3 bunnies.




I can color 14 bunnies.




I can color 14 bunnies.




I can color 5 bunnies.




I can color 5 bunnies.




I can color 6 bunnies.




I can color 6 bunnies.




I can color 7 bunnies.




I can color 7 bunnies.





I can color 8 bunnies.





I can color 8 bunnies.




I can color  bunnies.



I can color  bunnies.




I can color | 0 bunnies.




I can color | 0 bunnies.

A Few Of MY FAVORITES



Click on the pictures below



KINDERGARTEN ROCKS


Terms of Use

THANK YOU SO MUCH FOR YOUR PURCHASE! THIS ITEM IS
COPYRIGHTED. Please do not share THIS
ITEM WITH COWORKERS, INSTEAD REFER THEM TO OUR
STORE:

<https://www.teacherspayteachers.com/store/Kindergarten-Rocks-2998>

FOLLOWERS GET IT FIRST! FOLLOW US ON SOCIAL
MEDIA FOR DEALS AND FREEBIES. NEW ITEMS
ARE 50% OFF FOR THE FIRST 24 HOURS!

CHECK US OUT ON SOCIAL MEDIA!



Amazing Graphics and FONTS by:

