

World Traveller

Premium Worksheets For Kids

For 4-8 year olds



Illustrations: Dikhit Borah & Swathi

Content: Marwah & Sumitra

Flintobox

Index

Activity Name

Skills Acquired

Flag Match

Visual Tracking, Knowledge , Fine Motor

Continent Puzzle

Observation, Logical Reasoning, Coordination

World Maze

Logical Reasoning, Language, Play

Where Do They Live?

Knowledge, Visual Tracking, Creativity

Clothing Across India

Thinking, Creativity, Coordination

Those Iconic Structures

Language, Cognitive, Knowledge

Food Travel

Sorting, Knowledge, Coordination

Roll Around The World

Fine Motor, Comprehension, Play

Explorers Through The Ages

Concept Learning, Knowledge, Play

Mini Passport

Creativity, Knowledge, Fine Motor




Flag Match

Look at all these flags. Do you know to which country each belongs to?

Help your child match the flags in the first column with their corresponding countries in the second column. Introduce where each country is located.




Venezuela



Sweden



Greece



Canada



Romania

How this activity helps?

Your child gains knowledge about countries around the world.
Pull out a world map and try to locate the different countries!

Continent Puzzle

There are 7 continents in the world! Do you know which one we live in?

Help your child identify and colour all the continents given below. Let your little one cut and place them in the map on the next page. Once they have identified the correct locations, let them stick using glue.



South America



Africa



North America



Asia



Europe



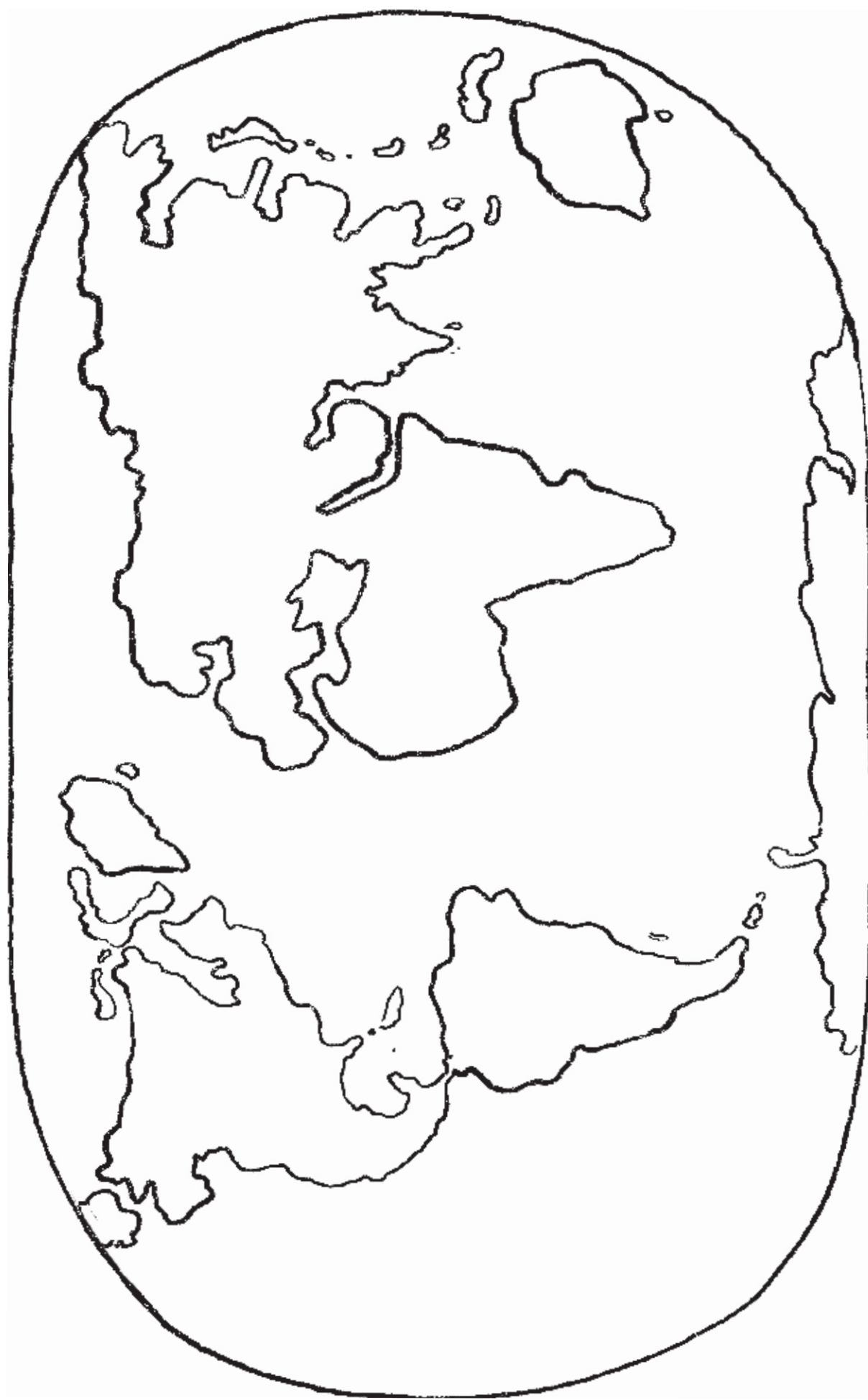
Australia



Antarctica

How this activity helps?

Your child develops their logical reasoning as they match the continents on the map. They exercise their concentration while they identify and paste the pieces.



World Maze

The continents are hiding in the world puzzle. Can you find them?

Help your child look for the names of seven continents that are hidden in the maze. They could be in horizontal or vertical.

Asia, Africa, Australia, Antarctica, Europe, North America, South America

A	B	K	F	M	S	J	N
S	J	E	C	B	G	S	O
I	G	U	E	X	R	O	R
A	F	R	I	C	A	U	T
N	P	O	M	A	U	T	H
T	L	P	J	Z	S	H	A
A	C	E	K	O	T	A	M
R	N	M	B	X	R	M	E
C	Z	M	X	O	A	E	R
T	N	B	F	C	L	R	I
I	B	K	J	C	I	I	C
C	F	F	B	J	A	C	A
A	K	M	Z	M	H	A	X

How this activity helps?


Your child looks for the names of continents. This improves their vocabulary and attention.

Where Do They Live?

Each continent has its own flora and fauna. Do you know the names of the animals and continents below?

Help your child colour and match the animals to their respective continents.

1



Asia

2




Africa

3



Greenland

4



Australia

Answers: 1-Australia, 2-Asia, 3-Africa, 4-Greenland

How this activity helps?

Your child learns about animals and the continents they belong to.

This widens their geographical knowledge.

Ask your child to describe each animal — how it looks, how does it go from one to another, etc.

Clothing Across India

India is a very big country and people across the country wear different types of clothing.


Help your child colour and identify which part of India the people illustrated below belong to — East, West, North or South.



How this activity helps?

Your child learns about cultural diversity in India.

Discuss with your child the different clothing each person is wearing, don't forget to talk about your own traditional clothing!



How this activity helps?

To your child, discuss about the traditional clothing across India. Remember to talk about yours too.

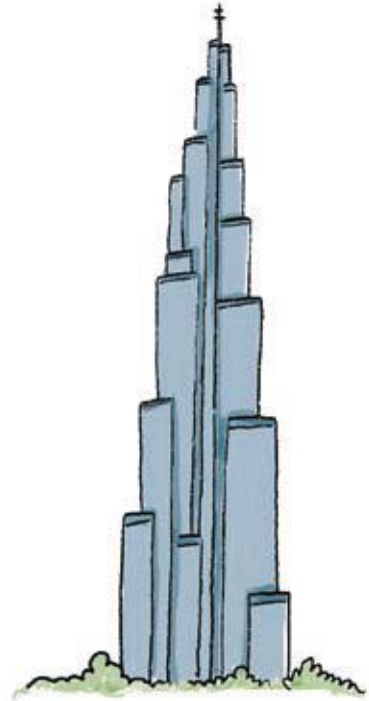
Those Iconic Structures

Look at the iconic structures. Their names are given below, but something is amiss.

Help your child complete the names of iconic structures by filling in the right letters.




Q_TB M__AR



BUR_ K_ALIF



S_AT_E OF LI_E_TY



THE GR_AT _YRA_I_S OF GI_A


How this activity helps?

Your child solves the word puzzle by filling in the missing letters. It improves their vocabulary. Discuss with your child about the different structures and the countries they belong to — India, UAE, USA, and Egypt.


Food Travel

Every country's food is diverse. Each dish has a unique flavour. We have chosen a few.

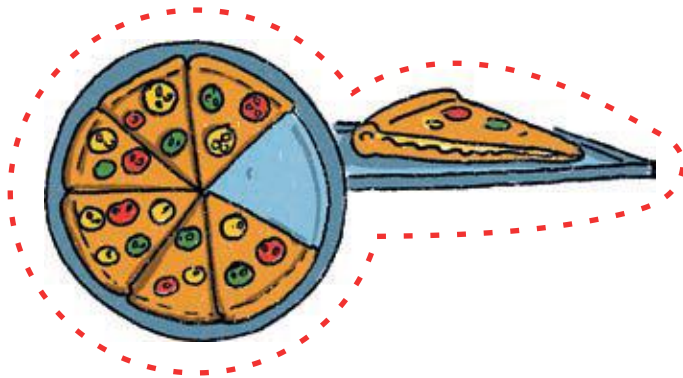
Help your child identify the country to which each food item belongs to. Cut and paste each food item in its respective country — on the map given in the following page.




Momos




Quesadilla



Pizza



Couscous



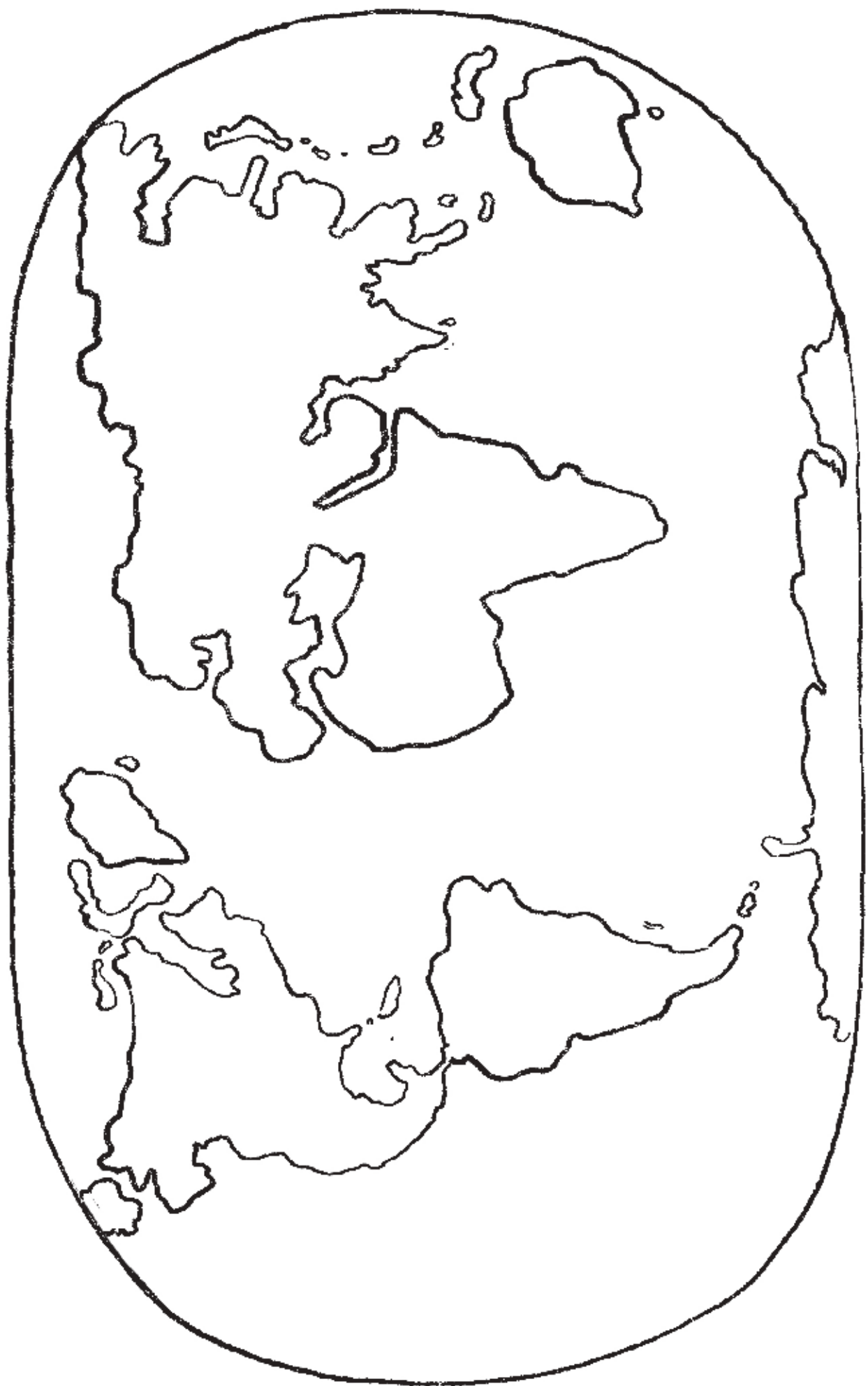
Falafel



Australian Meat Pie

How this activity helps?

Your child's coordination and cognitive skills improve while completing the activity. To your child, talk about the different food that you eat, that are native to your country!



Roll Around The World

Would you like to travel around the world while sitting at home? Well, then all you need is a die with monuments. This is a game.

Help your child cut and glue the die together. There are 6 monuments from across the world. Introduce the name of each monument. Cut out the monument cards. There is a world map too.

How to play?

- The child rolls the die.
- Depending on the monument that turns up, ask your child to match it with the monument card. Introduce your child to that monument — where it is located.
- Then, ask your child to point out in which continent the monument is located.
- Play the game as many times as your child wants.

Christ the Redeemer



Country: Brazil
Continent: South America

Stonehenge



Country: United Kingdom
Continent: Europe

The Great Pyramids Of Giza



Country: Egypt
Continent: Africa

Brihadeeswarar Temple



Country: India
Continent: Asia

Angkor Wat



Country: Cambodia
Continent: Asia

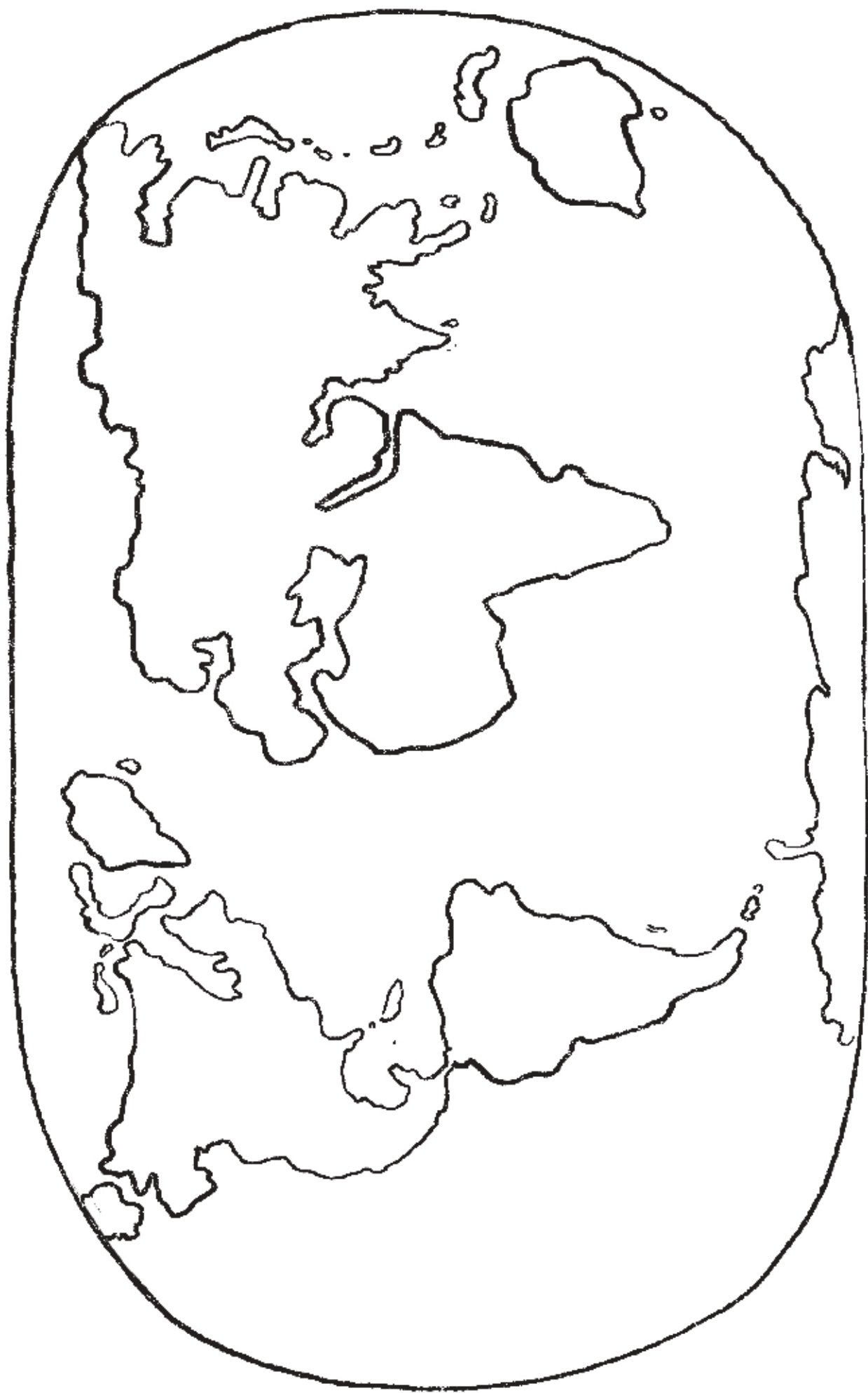
Golden Gate Bridge

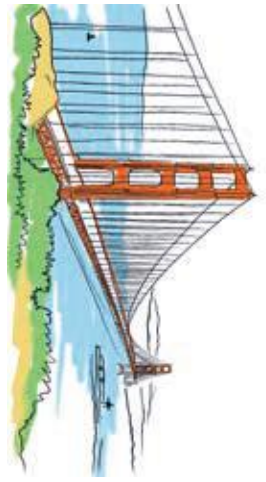
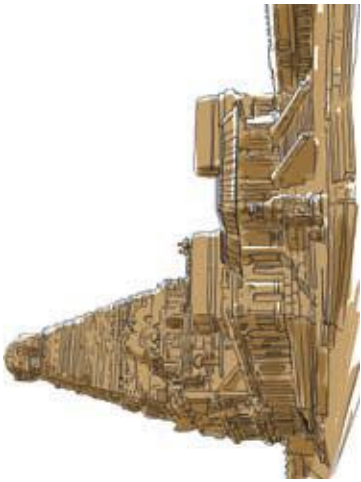


Country: United States of America
Continent: North America

How this activity helps?

Your child gains more information about the countries of the world.
They also learn a little more about the monuments of the world.





Explorers Through The Ages

People have been travelling to different parts of the world for many years now. They've used different modes of transportation to travel — ships, aeroplanes, cars, bikes and even rockets! Some people have travelled to lands no one has been to while some have travelled to new countries they've never been to!

Here are the illustrations of different people on one side and their name and a fact on the other side. Help your child read and match the correct combination.

1



Christopher Columbus

Italian traveller who set sail to China with 90 men and three wooden ships named Nina, The Pinta and Santa Maria.

2



Ibn Battuta

Moroccan traveller who explored over 44 countries in a span of 29 years. He wrote down all his discoveries in a book titled 'Rihla'.

3



Neil Armstrong

American astronaut who is known to be the first man to walk on the **Moon**.

4



Amelia Earhart

First woman to fly across the Atlantic Ocean by herself! She flew on her flight named 'The Canary'.

5



Nellie Bly

American journalist who travelled around the world in just 72 days!

How this activity helps?

As your child matches the image to the name, they learn about the different world explorers.

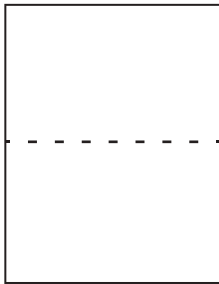
Mini Passport

To be able to travel to the different countries of the world, you need to have a passport. Let's go ahead and make one right now!

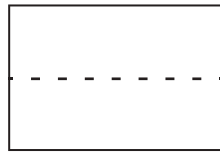
Instructions on how to assemble your passport is mentioned below. The passport is on the following page. Let's create one and go on an imaginary adventure around the world!

Folding Instructions

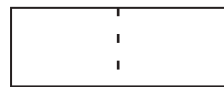
Step 1



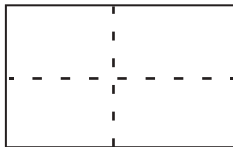
Step 2



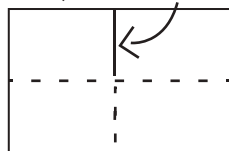
Step 3



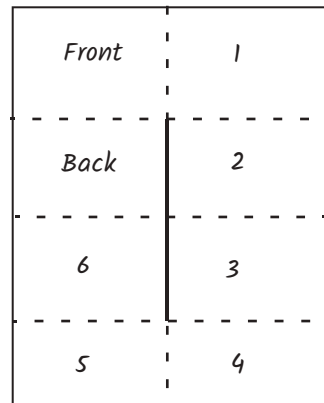
Step 4




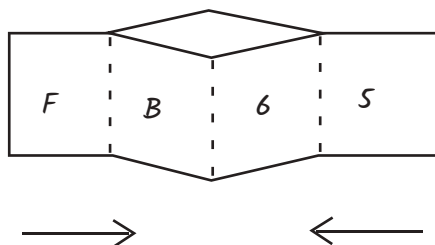
Step 5 Cut



Step 6



Step 7



Step 8

How this activity helps?

Introduce your child to the different countries using the passport — create a 'stamp' for each new country you want to introduce them to.

PASSPORT



TRAVEL THE WORLD



Name:

DOB :

Nationality :




Take a look at our super exciting Flintobox themes!



World Traveller



Wildlife Safari



Sports Mania




Little Musician




Ice World Adventure



Space Adventure




Little Scientist



Colour Scientist



Ocean Explorer



Creative Mathematician



Lights And Shadows



Healthy Little Champ

Don't forget to get these
boxes for your child!

For renewals, call: 91-7695857799