

Name:

Form:



Y8 FILM MUSIC Homework Booklet

	TOPIC	Homework done (tick)	Test mark (15)
H1	Elements – recall and revise Y7 elements		
H2	Dynamics – Learn and use 8 Italian terms		
H3	Tempo – learn / apply 7 Italian tempo terms		
H4	Film Terms – learn & apply terms to pieces		
H5	Dynamics & Tempo – combine 2 areas		
H6	All H1-H4 – combined use of all unit terms		





There are flashcards, explanations, quizzes and games to help with all aspects of this topic at:

www.quizlet.com

We have designed quizzes specifically to match these Turton lessons.

My username is: _____ .

My quizlet password is: _____ .

Turton Y7 elements	Turton Y8 Dynamics
Turton Y8 Tempo	Turton Y8 Film music terminology
Turton Y8 Film Terminology 2	

Testing yourself repeatedly on quick-fire games and interactive resources is more effective and more fun than just staring at a chart on a page. Please make sure you use these resources

The other useful resource for this topic will be found at



The website address is: turton.musicfirst.co.uk

My musicfirst username is (dinnercard no.): _____ .

My musicfirst password is (8 digit DOB): _____ .

(eg if your birthday was 2nd May 2009, your password = 02052009)

Homework 1 *Elements*



AIM: To recall and revise the key elements of music covered in year 7 to ensure terms and definitions are understood before we apply them to FILM.

TASK: Add the missing terms to the paragraph below. Then complete the chart too. Learn all the terms and definitions used for a test next lesson.

HELP: If you can't remember some of the terms go to www.quizlet.com / click on search and type *Turton Y7 Elements or TurtonY8 Film Music Terminology*. (Or – use google search and type in the definition or term)

The speed of a piece of music is its _____ and we refer to musical volume using the word _____. The **PITCH** of a note tells us how _____ or _____ the note is. So, a trumpet and a tuba will have quite different PITCHES because they are very different sizes. The lower pitched of the two instruments will be the _____. These two instruments will also have different _____ because they produce different sorts of sound. The **DURATION** of a note is its _____ and when these different note lengths are placed one after each other we end up with a musical _____ that we can clap or play. If lots of musicians play different parts at the same time the _____ will be very full and busy, and only when all these players have a musical 'rest' at the same time will a _____ be created. If the piece of music they play has an introduction, a verse and then a chorus, this order of sections can be called the musical _____.

Terms	Definition	Terms	Definition
	Volume of sound		How high or low
Duration			Speed of the music
	A pattern of diff note lengths		No sound. Musical rests
Timbre		Structure	
Texture			

Class test on Homework 1 *Elements*



Q.	TERM	Definition	✓ or X
1	Tempo		
2		Volume of the music	
3		How high or low a note is	
4	Duration		
5	Structure		
6		The amount of instruments playing affects this	
7	Silence		
8		Instruments and how they are played	
9		The music has 2 sections	
10		The trumpet played the tune quickly	
11		The violin plays higher than a cello	
12		The first note of the music was long	
13		The solo flute started getting louder in the B section	
14		The whole orchestra played together	
15		All the instruments stopped playing and there was...	
		Total mark out of 15 =	

Homework 2 *Dynamics*

AIM: To learn how to refer to Dynamics using Italian terminology & symbols

TASK: Learn the 8 different Italian dynamic terms and their musical symbols by using the flashcards and interactive games. Then complete the chart shown below.

HELP: Go to www.quizlet.com / click on search & type *Turton Y8 Dynamics*. Use flashcards for info. Play games (test, match & gravity) - to test yourself.

Quizlet.com



Use quizlet and play the games. Then close quizlet and complete all the missing boxes in the chart below.

Musical symbol	Italian word	Meaning
<i>pp</i>	<i>pianissimo</i>	very quiet
		quiet
	<i>mezzo piano</i>	
<i>mf</i>		
	<i>forte</i>	
		very loud
	<i>crescendo</i>	
		getting quieter



Class test on Homework 2 *Dynamics*

Q.	Symbol	Italian term	Meaning	✓ or X
1	f		Loud	
2	p	Piano		
3		Mezzo piano	Med quiet	
4	ff			
5	mf	Mezzo forte		
6		pianissimo	Very quiet	
7			Very loud	
8		piano		
9			loud	
10	mp			
11		crescendo	Getting louder	
12			Getting quieter	
13	mf			
14		forte		
15	pp			
		You have to get the full row correct to score a mark.	Total out of 15 =	

Homework 3 *Tempo*



AIM: To learn to define different TEMPOs using 8 Italian terms & to consider the effect that different tempo has on music.

TASK: Complete the list & sentences below. Then answer the questions.

HELP: Go to www.quizlet.com / click on search & type *Turton Y8 Tempo*. Use flashcards for info. Play games (test, match & gravity) - to test yourself.

Largo =

Andante =

Moderato =

Allegro =

Presto =

Accelerando (accel.) =

Ritardando (rit.) =

The fastest tempo is _____ . Think 'Hey



A fast tempo is _____ and a medium tempo _____ .

Slow tempo is _____ & very slow _____ .



Speeding up = _____ .

and slowing down = _____ .



Sentences and phrases which use tempo and dynamic to describe a film shot


Changing the tempo and dynamic of a piece of music can have a big effect on the way that the music sounds and the mood that it creates.

Make up some sentences that mention specific tempos and dynamics and the effect that is created in an imaginary film shot. You can choose the film shot, but make sure your choice of tempo & dynamic is a good match.


Sample sentence:

Using a Largo tempo the music began with a very high pitched violin pedal note at a *pp* dynamic. This created an eerie (strange) atmosphere as the camera showed a figure walking slowly through the thick fog.

Your first film shot:



Your second film shot:



Class test on Homework 3 *Tempo*



Q.	Tempo marking	Definition	✓ or X
1		Fast	
2	Largo		
3		V fast	
4	Moderato		
5		Steady / slow	
6		Getting faster	
7	Ritardando		

Now you will **HEAR 8 extracts of music** played. For each one – choose the most appropriate tempo word (words)

8		
9		
10		
11		
12		
13		
14		
15		
	Total mark out of 15 =	

Homework 4 *Film terms*

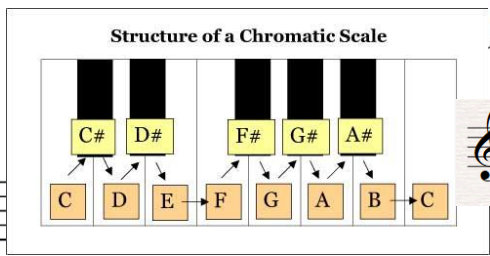


AIM: To learn to identify 11 features often heard in film music

TASK: Learn these terms (from the chart +/- or by using the quizlet games). Then, with the original work covered see if you can write out the definition for each term from memory.

HELP: Go to www.quizlet.com / click on search & type *Turton Y8 Film Terminology*. Use flashcards for info. Play games (test, match & gravity) - to test yourself.




Ostinato	a constantly repeating pattern of notes
Pedal	one pitch (note) held or repeated
Scale	set of notes ascending or descending by step
Chromatic scale	a scale moving by half steps (semitones)
Cluster	a random collection of notes heard together
Hit point	moment when a sound matches a visual cue
Motif	a small melodic idea (usually heard a lot)
Leitmotif	a small melodic idea representing a character
Major	a tonality or chord – sounds happy / positive
Minor	a tonality of chord – sounds sad / dramatic
Mickey mousing	the music copies the movement on screen



Here are the definitions. Without looking back ... complete the column with the correct term for each. Don't cheat – you will be tested on all these next lesson.

	one pitch (note) held or repeated
	a random collection of notes heard together
	moment when a sound matches a visual cue
	a small melodic idea (usually heard a lot)
	a tonality of chord – sounds sad / dramatic
	the music copies the movement on screen
	a constantly repeating pattern of notes
	a scale moving by half steps (semitones)
	a tonality or chord – sounds happy / positive
	a small melodic idea representing a character
	set of notes ascending or descending by step

Now label each of these choosing a term from above:



Class test on Homework 4 *Film Terms*



Here are your 11 terms. But you must listen to the musical extracts played to you and mark in the correct order they are all heard in.

So, if you think that the first clip plays a cluster chord – then write 1 next to cluster chord on the chart. Etc....

Heard as number	Film Feature	✓ or X
	Ostinato	
	Ostinato (another eg)	
	Pedal	
	Pedal and ostinato	
	Scale	
	Chromatic scale	
	Chromatic scale (another eg)	
	Cluster chord	
	Cluster chord (another eg)	
	Hit point	
	Motif or Leitmotif	
	Motif or Leitmotif (another)	
	Hit point with cluster chord	
	Major chord	
	Minor chord	
	Total mark out of 15 =	

Homework 5 *Dynamics & Tempo terms*

AIM: To prepare for a test on both Dynamic & Tempo terms

TASK: Revise homework 2 and 3. Using class sheets, material in this homework book and on the quizlet page '*Turton Y8 Dynamics + Tempo*'.

HELP: Go to www.quizlet.com / click on search & type *Turton Y8 Dynamics + Tempo*. Use flashcards for info. Play games (test, match & gravity) - to test yourself.

Next lesson you will be asked to define 7 terms taken randomly from the dynamic and tempo lists.

You will also be asked to choose the most appropriate tempo and dynamic terms while listening to audio clips.

USE THE QUIZLET ACTIVITY PREPARED – IT'S FAST AND IT'S MORE FUN

Quizlet
.com



Class test on Homework 5 *Dynamics & Tempo*



Q.	Dynamic or Tempo term	Definition	✓ or X
1	Presto		
2	Forte (f)		
3		Moderate/medium speed	
4		Fast	
5	Andante		
6		quiet	
7	Largo		
8		Getting louder	
9	diminuendo		
10		Very Fast	

Now you will **HEAR 8 extracts of music** played. For each one – circle a term in each column. (1 MARK FOR EACH Q)

11	Presto Moderato	forte piano	
12	Allegro Largo	Piano mf	
13	Moderato Largo	pp ff	
14	Allegro Andante	Forte pianissimo	
15	Presto Andante	mp ff	
	Total mark out of 15 =		

Homework 6 *Dynamics, Tempo & Film terms*

AIM: To prepare for a mixed test on all terms in this unit (c30)

TASK: Revise homework 4. Using material in your folder, in this homework book and on the quizlet page '**Turton Y8 Film music terminology 2**'. If you struggled with homework 5 or the test after homework 5 then it will also be worth doing some more work on dynamics and tempo too.

HELP: Go to www.quizlet.com / click on search & type *Turton Y8 Film music terminology 2*. Use flashcards for info. Play games (test, match & gravity) - to test yourself.

In the next lesson you will be asked to **describe in short paragraphs** the music that you hear in various clips **USING FILM TERMS and DYNAMIC and TEMPO TERMS** from the project this half term.

You need to be confident with all the terminology now



Exercise on Homework 6 in class

You will now hear 2music from 2 film clips. You are to describe the music making correct use of as many film terms, dynamic and tempo terms as possible.

Clip 1

Clip 2

PERSONAL EVALUATION

Look at the marks you got for the different tests.

How confident are you now with **dynamic** terms?



How confident are you now with **tempo** terms?



How confident are you now with **11 FILM** terms?



So which areas do you now need to work on? One of the above? Maybe using the words in sentences. Or spotting features in audio and applying the correct term?