

Year 2

History: The Romans

Resource Pack



Including:

The Roman Empire

The Roman Army

The Roman Invasion of Britain

Roman Towns

The Romans in Scotland

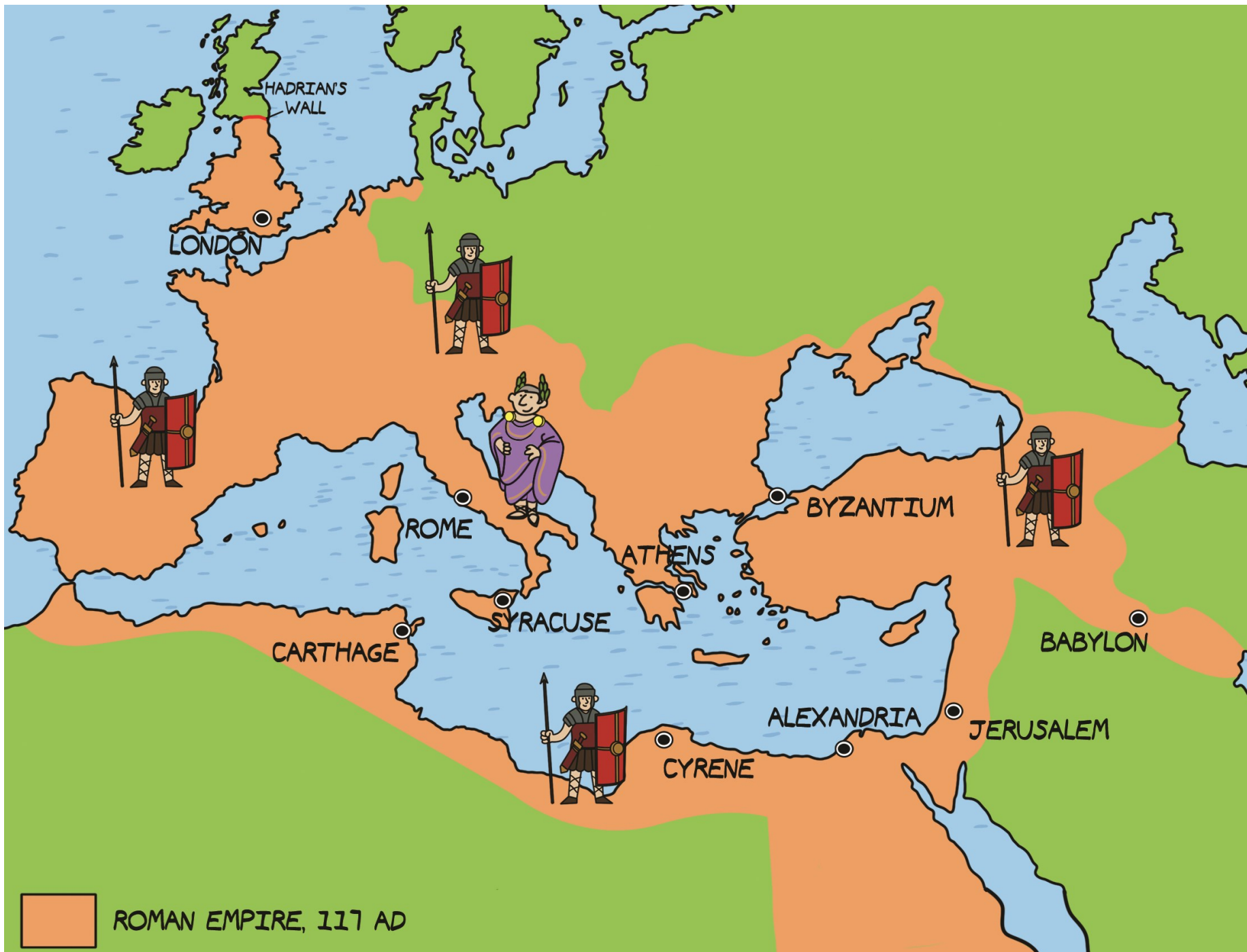
Britain after the Romans

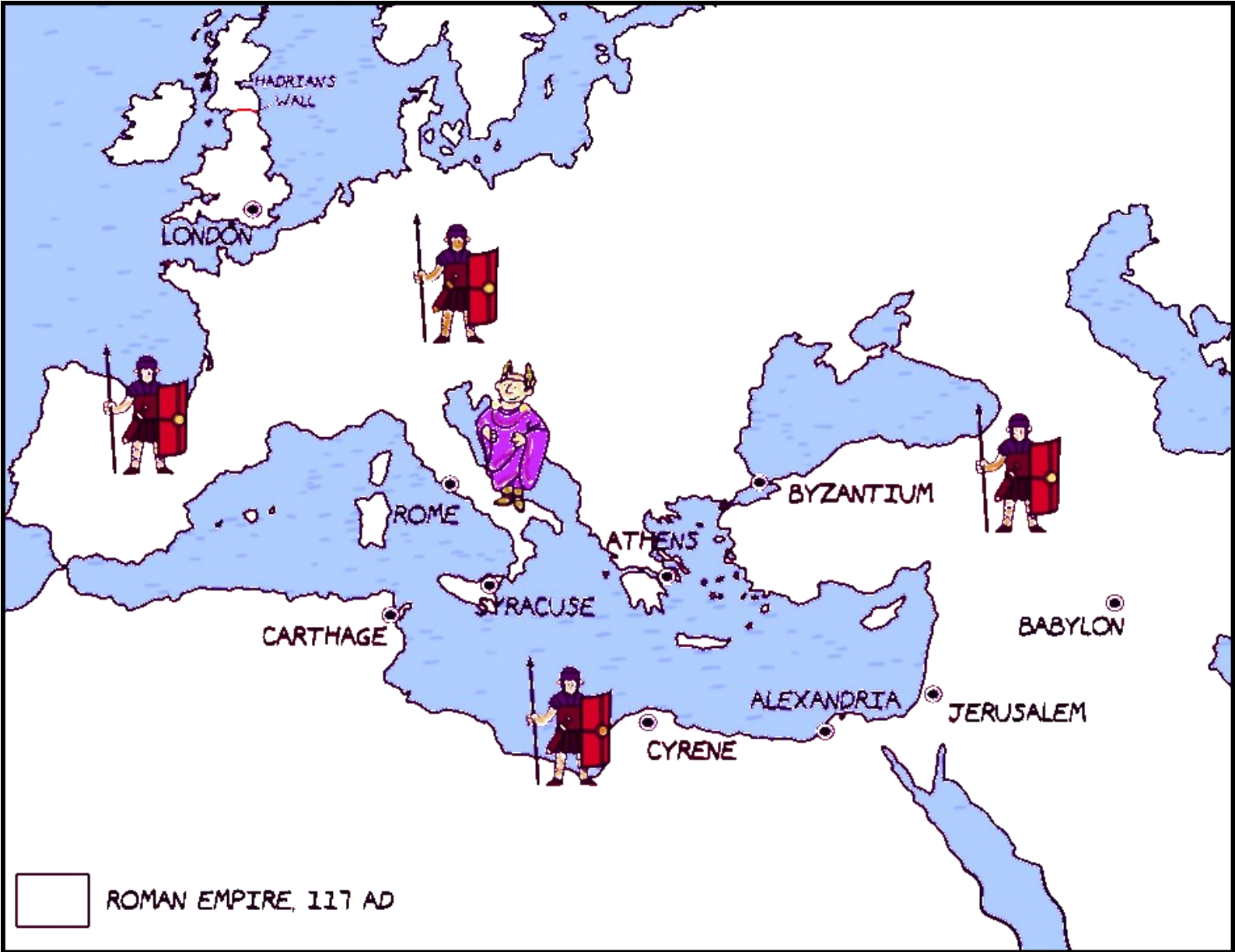
Lesson 1. The Roman Empire

This lesson is the first in a series that introduces Year 2 children to the Romans and their impact on Britain. Children will understand the meaning of the word ‘empire’ and will explore the spread of the Roman Empire. It is important to know that like Ancient Egypt or Greece, Roman civilisation was very advanced compared with others at that time. The Romans used their technology and large army to spread their empire across Europe and North Africa. At its height, the empire stretched from Britain to the north of Africa and across to the Middle East.

See Page 158 of *What Your Year 2 Child Needs to Know*

| Learning Objective | Core Knowledge | Activities for Learning | Related Vocabulary | Assessment Questions |
|--|---|---|---|--|
| To understand that the Romans built an empire. | <ul style="list-style-type: none"> -The Romans were an ancient civilisation -The Romans used their technology and large army to explore and rule their empire | <ul style="list-style-type: none"> -Check prior knowledge by asking children to work in pairs/groups/independently on a brainstorm- what do we know about the Romans? -Discuss meaning of word ‘empire’ as lots of countries ruled by the same person (emperor) - Look at map and identify Italy and Rome. Look at spread of Roman empire (page 159) and identify which countries were under Roman rule. (In books or Resource A) -Label a map of Europe, the Middle East and North Africa to show the spread of the Roman empire. (Resource B) | ancient, empire, Roman, Roman Empire, Rome, Italy, civilisation, technology, army | <p><i>What is an empire?</i></p> <p><i>Where did the Roman Empire spread?</i></p> <p><i>How did the Roman Empire grow?</i></p> |





Lesson 2. The Roman Army

The Romans were hugely successful invaders who conquered and ruled a huge area of Europe and North Africa. The Romans experienced great success in battle due to their highly organised and well trained army. Every last detail, from their equipment to their battle formations was carefully considered and copied across the Roman Empire. There were around 30 legions in the Roman Empire. Each legion was divided into ten cohorts, which were then divided further into centuries. In each century there were around 100 soldiers. Each century was led by a centurion who carried a special rod to show that he was in charge.

See Page 160 of *What Your Year 2 Child Needs to Know*

| Learning Objective | Core Knowledge | Activities for Learning | Related Vocabulary | Assessment Questions |
|--|---|---|--|---|
| To know that the Romans had several large armies with many soldiers. | <ul style="list-style-type: none"> -The Roman army was large and well organised -Roman soldiers wore armour and carried weapons | <ul style="list-style-type: none"> -Read children The Roman Army (Resource C) -Label or draw a Roman soldier wearing armour. -Write a description of the weapons a Roman soldier may have used. -Look at images/video clips of battle re-enactments showing marching soldiers. | citizen, legion, soldier, centurion, service, helmet, shield, armour, bow and arrow, slingshot, catapult, cavalry, century | <ul style="list-style-type: none"> <i>Why was the Roman army so good at invading?</i> <i>What did Roman soldiers wear?</i> <i>What weapons did Roman soldiers use?</i> |

The Roman Army

The Roman Empire stretched across three continents, from the border between England and Scotland, all the way to modern day Iran. This enormous territory was governed without the use of cars, planes or mobile phones. How did the Romans do it? The answer was their army.

The Roman army was the largest and best organised fighting force in the world. Every last detail from their equipment, to their battle formations, to their leadership was carefully considered and copied across the Roman Empire.

A Roman soldier was called a legionary. They all had the same armour and weapons equipment, perfect for marching and fighting across Europe, North Africa and the Middle East (see image below). Each legionary also carried spare clothes, cooking equipment and food. Every time they set up camp, the army would build a small wooden fort so each legionary would carry some wooden stakes and tools, so that the fort could be taken down in the morning and reassembled in the evening.



Cassis: A metal helmet, with a peak designed to protect the forehead from being smashed, and a guard at the back to protect the neck.

Lorica: A suit of armour made out of metal strips tied together with leather straps. It was very protective, but still allowed freedom to move.

Tunica: Under the armour, a red, woollen tunic.


Pilum: A long, metal tipped javelin to throw at enemy shields. The metal would bend on impact making it difficult for the victim to remove.

Gladius: A short, sharp, double-edged sword for short range combat. Carried on the right.

Baltea: A belt, or apron, of leather strips to protect lower part of the body, weighed down with metal weights.

Scutum: A large shield made of thick wood covered in leather, and rimmed with iron. It was curved to deflect arrows and wrap around the legionary.

Caligae: Heavy leather sandals for marching, with nails driven into their soles to improve the grip.



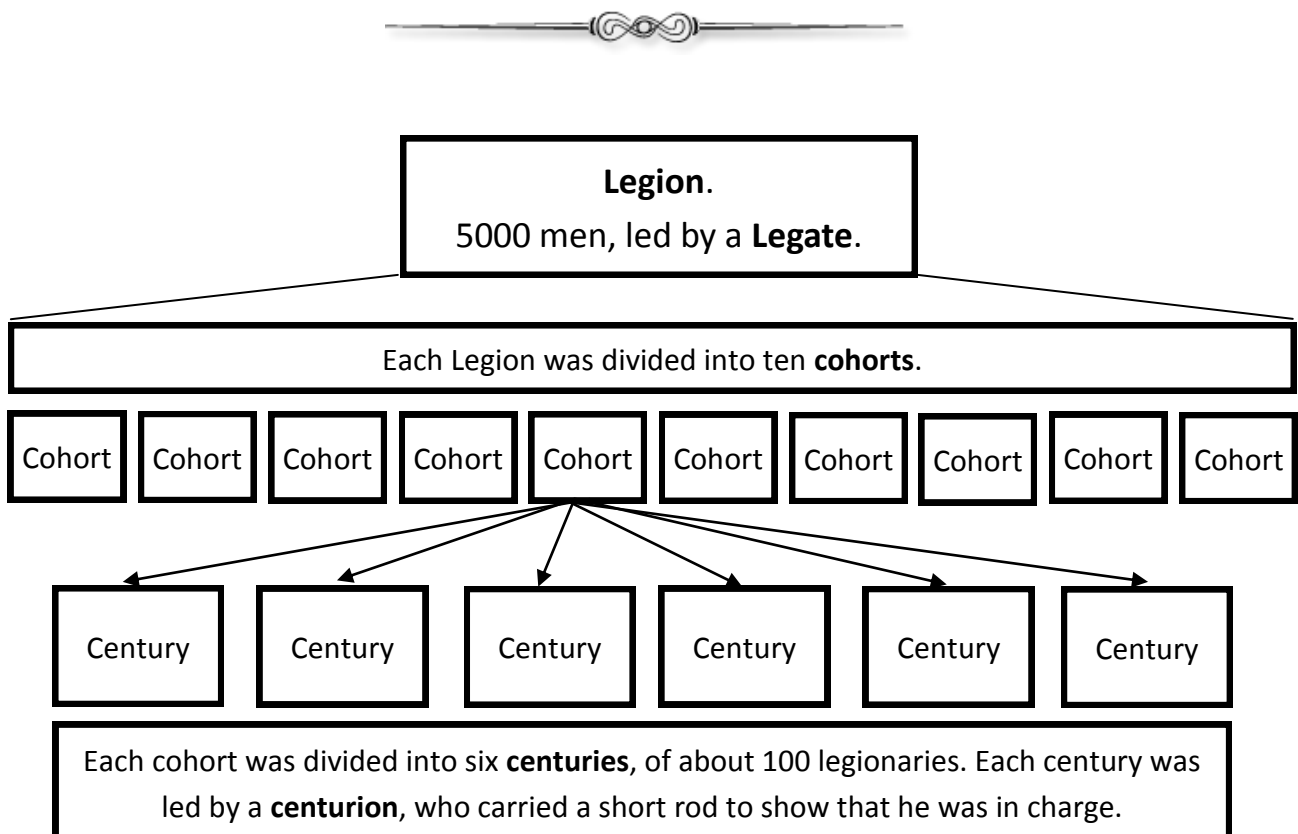
The Roman army had a very clear organisation, so that everyone knew who was in charge. A legion was made up of around 5,000 legionaries, and there were around 30 legions in the entire Roman army. A legion was then divided into ten cohorts, and each cohort was divided into six centuries. A century was the essential unit of the Roman army, made up of around 100 legionaries and led by a centurion.

The Roman army had very effective tactics for marching into battle. A century could turn itself into a human tank. The legionaries would form a square, with the men on the outside holding out their shields, and the men on the inside holding their shields above their heads. This formation was called a 'testudo', meaning 'tortoise' in Latin, as it had a similar protective shell.



Roman Testudo

The Roman army recruited soldiers not just from Rome, but from all over their Empire. The Roman army had soldiers from Africa, France, Germany, the Balkans, Spain, the Middle East and Britain. If a Roman soldier fought for 25 years, and survived, they would be allowed to retire with a generous pension, making them very wealthy.



Lesson 3. The Invasion of Britain

The Romans were hugely successful invaders who conquered and ruled a huge area of Europe and North Africa. The organisation and discipline of the Roman Army had a huge influence on their success. Despite their successes, the Romans did not find it easy to conquer Britain. General Julius Caesar invaded in 55 BC but the invasion was unsuccessful. Almost 100 years later, in 43 AD, the Romans invaded successfully. The invasion was led by Emperor Claudius. Some of Britain's tribal kings decided not to resist the invasion and accepted Roman rule. Others fought back. One of the most famous rebellions was led by Boudicca, the queen of a tribe called the Iceni. Boudicca led a strong rebellion which led to many Roman towns being burned to the ground. Eventually the Romans defeated the rebellion and killed Boudicca.

See Page 160 of *What Your Year 2 Child Needs to Know*

| Learning Objective | Core Knowledge | Activities for Learning | Related Vocabulary | Assessment Questions |
|--|---|--|--|---|
| To know that the Romans invaded Britain. | <ul style="list-style-type: none"> -The Romans successfully invaded Britain in 43AD -Boudicca rebelled against the Romans | <ul style="list-style-type: none"> -Recap Iron Age from Year 1 and discuss what Britain was like before the Roman invasion. -Tell the story of Boudicca's rebellion. (Resource D) -Create storyboards to retell the story of the rebellion (Resource E) -Look at a map and identify the towns that Boudicca burned down. | invasion, emperor, tribes, defeat, Emperor Claudius, rebellion, Boudicca, Iceni, | <ul style="list-style-type: none"> <i>What is an invasion?</i> <i>What does 'rebellion' mean?</i> <i>Who was Boudicca and what did she do?</i> |

Boudicca, the Warrior Queen

When the Romans invaded Britain, the tribal leaders were allowed to stay in charge of their people, but they had to pay money to the Roman Emperor.

One tribe was called the Iceni, who ruled over the flat marshland in the East of England. When the Iceni King Prasutagus died, he left his people in the care of his widow, Queen Boudicca. The Celts respected male and female leaders alike, but the Romans did not.



Queen Boudicca's Chariot

Boudicca was a fearsome warrior and an inspiring leader, who would charge into battle on her chariot and armed with a spear. She was tall and beautiful, and had flaming red hair that flowed down to her waist. However, the Roman soldiers ruling Britain refused to recognise Boudicca as a Queen. They stole Iceni land, burnt down their houses, and publically beat Boudicca in front of her people. They even attacked Boudicca's daughters.

Boudicca was furious. She was not going to let the Romans get away with humiliating her, so she led her people in a rebellion. The Iceni warriors attacked the nearest Roman city they could find, called Colchester. They killed the Roman inhabitants, and destroyed the Roman buildings. From there, they carried onto a Roman town on the banks of the Thames called Londinium, modern day London. Here, the Iceni burnt the city to the ground, and killed the people who lived there. Skulls of Roman soldiers who had their heads chopped off by the Iceni have been found in London.

Tribes from all over Britain heard about Boudicca's amazing victories, and joined her army. From London, Boudicca's enormous army moved north. In the middle of England, they were met by a small but well-organised Roman army. Despite outnumbering the Romans, Boudicca's forces were heavily defeated. Some say 80,000 British tribespeople died, compared with only 400 Romans.

Boudicca knew that if she was captured, she would be tortured by the Romans. So she and her daughters took poison. Today, a statue of this inspiring Queen stands next to Parliament in the centre of London—the same city that she burnt down 2,000 years ago.

Name:

Date:

LO: To know that the Romans invaded Britain

| | | |
|--|--|--|
| | | |
| | | |
| | | |
| | | |
| | | |
| | | |
| | | |
| | | |
| | | |
| | | |

The Roman Invasion

Word Bank

Boudicca



Iceni



chariot



Queen Boudicca's Chariot

Londinium



poison



The Roman Invasion

Word Bank

Boudicca



Iceni



chariot



Queen Boudicca's Chariot

Londinium



poison



Lesson 4. Roman Towns in Britain

Unlike the tribes who lived in Britain before them, the Romans lived in big towns and cities with lots of people. When they came to Britain, the Romans needed to build somewhere for all the soldiers to live. The cities of York (which they called Eboracum) and London (Londinium) were built by the Romans. Inside a Roman town there would be a place called the forum which was used as a market and meeting place. Towns would also contain shops, homes and government buildings. The basilica was a building where council meetings would be held. The Romans built roads connecting the major towns and cities.

See Page 161 and 162 of *What Your Year 2 Child Needs to Know*


| Learning Objective | Core Knowledge | Activities for Learning | Related Vocabulary | Assessment Questions |
|---|--|---|---|---|
| To know that Romans built towns across Britain. | <ul style="list-style-type: none"> -The Romans built towns surrounded by stone walls -Roman towns often contained shops, homes, yards for animals, a forum and a basilica. | <ul style="list-style-type: none"> -Look at some illustrations of what a Roman town may have looked like and identify the forum, the basilica and the town wall. (Find images online) -Using a map of the UK, find the modern names for the Roman towns marked on the map. (Resource F) | roads, cities, towns, York (Eboracum), London (Londinium), forum, basilica, stone, brick, tiles, public baths | <p><i>What would you find in a Roman town?</i></p> <p><i>Why were Roman towns surrounded by high stone walls?</i></p> |


Name:


Date:

LO: We are learning that the Romans built towns across Britain.


Look at the map showing ancient Roman towns. Use a map of England to find out the modern names of the ancient Roman towns. Write the modern names below.





Eboracum  _____


Lindum  _____


Deva  _____


Aquae Sulis  _____


Venonis  _____

Verulamium  _____

Londinium  _____

Dubris  _____

Durnovaria  _____

Isca  _____

Explain how you found the modern names for these ancient Roman towns:

Roman Towns in Britain

Can you find the modern names of these Roman Towns?



Roman Towns in Britain

Teacher answer sheet



Note: There is no major modern settlement on the site of Venonis.

Lesson 5. The Romans in Scotland

Once the Romans had control of the South of Britain, they tried to invade the rest of the island and conquer the area they called Caledonia in modern day Scotland. Some of the people who lived in Caledonia were called 'Picts' by the Romans. The Pict people did not want the Romans to rule and so they fought back. The Romans won a victory against the Picts at the Battle of Mons Graupius, however fighting continued and eventually the Romans decided that invading Caledonia was too difficult, as it was very cold and there was too much resistance from the people who lived there. The Romans built a wall, called Hadrian's Wall, which stretched from one coast to the other with lots of Roman forts and soldiers to guard it. Some of the wall can still be seen today.

See Page 161 of *What Your Year 2 Child Needs to Know*

| Learning Objective | Core Knowledge | Activities for Learning | Related Vocabulary | Assessment Questions |
|--|--|---|--|---|
| To know that the Romans tried to invade Scotland | -The Romans tried to invade Scotland -The Romans built Hadrian's Wall | -Identify Scotland on a map -Look at pictures of Hadrian's Wall (Resource G) -Read the resource 'The Romans in Scotland' (Resource H) -Complete story board showing the Romans trying to invade, the Picts fighting back and then the Romans building Hadrian's Wall. (Resource I) | conquer, Caledonia, Picts, General Agricola, Battle of Mons Graupius, Hadrian's Wall | <i>Why did the Romans build Hadrian's Wall?</i> |

Hadrian's Wall

- Hadrian's wall stretches 73 miles
- It was built to stop the Picts from invading Roman Britain
- It formed the edge of the Roman Empire
- The Romans began to build the wall in AD 122
- The wall was named after Emperor Hadrian
- The Romans built forts along the wall



The Romans in Scotland: Teacher Script

Key things to remember:

- Scotland was called Caledonia
- The Romans tried to invade Caledonia
 - The Pict people fought back
- The Romans build Hadrian's Wall



The area that we now call Scotland was called **Caledonia** during Roman times. The Romans called some of the people living in Caledonia '**Pict**' which comes from the word Picti meaning *painted people* in Latin. Some historians think that the Pict people may have painted or tattooed their faces and bodies.

Once the Romans had control of the South of Britain, they tried to invade the rest of the island. The Pict people fought back against the Roman invasion. The Romans and the Picts had a large battle at a place called **Mons Graupius** in approximately 83AD. The Roman **General Agricola** led the Roman soldiers into battle and many Picts were killed. Only a small number of Roman soldiers died. The Romans won because they had a well organised army.

The Pict people did not give up and kept on fighting the Romans. Despite winning the Battle of Mons Graupius, the Romans decided to stop trying to invade Scotland. They thought that Scotland was too cold and difficult to conquer. Instead they decided to build a wall all the way across Britain and leave the north of the island alone. The wall was called Hadrian's Wall and was named after the Roman Emperor Hadrian. It stretched from one coast to the other and had lots of Roman forts along it. Roman soldiers would guard the wall at all times. Hadrian's Wall was the edge of the Roman Empire.

Name:

Date:

LO: To know that the Romans tried to invade Scotland.

| | | |
|--|--|--|
| | | |
| | | |
| | | |
| | | |
| | | |
| | | |
| | | |
| | | |
| | | |
| | | |

Romans in Scotland

Word Bank

Caledonia



General Agricola



Hadrian's Wall



Pict people



Mons Graupius



Romans in Scotland

Word Bank

Caledonia



General Agricola



Hadrian's Wall



Pict people



Mons Graupius



Lesson 6. Britain after the Romans

The Romans stayed in Britain for hundreds of years. Eventually the Roman Empire collapsed and the Roman armies left. Although Roman rule had ended, the Romans left their influence on the way we speak, read and write; they also left behind the roads and towns they had built.

See Page 163 of *What Your Year 2 Child Needs to Know*

| Learning Objective | Core Knowledge | Activities for Learning | Related Vocabulary | Assessment Questions |
|--|---|---|--|--|
| To know that the Romans made changes to Britain. | <ul style="list-style-type: none"> -The Romans built towns and roads across Britain -The Romans created written records which is how we know about their history. | <ul style="list-style-type: none"> -Look again at map of Britain showing Roman roads and towns. Complete worksheet- which way? (Resource J) -Look at Roman influence flashcards and write a report about how the Romans changed Britain. (Resource K) | roads, connect, canals, aqueducts, sewage, villa, reading, writing, records, history, changes, influence | <p><i>Describe some of the things that the Romans built in Britain.</i></p> <p><i>How do we know about the Romans and their lives?</i></p> <p><i>Why is it important to have written rules and laws?</i></p> |

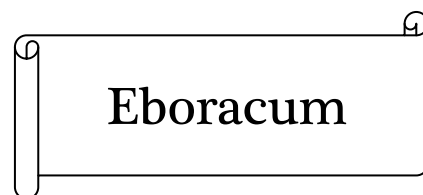

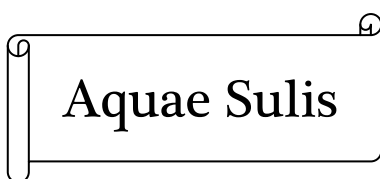
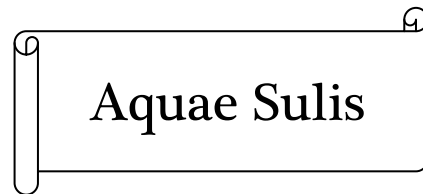

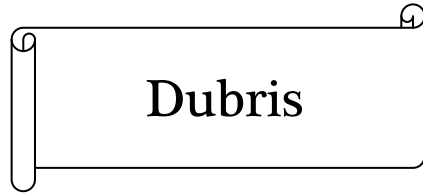

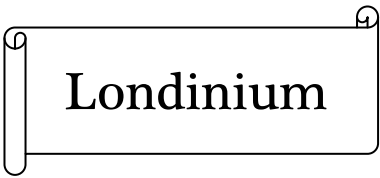

Name:

Date: **Resource J**

We are learning that the Romans built towns and roads across Britain.

Use the map showing the Roman towns and roads to answer these questions.

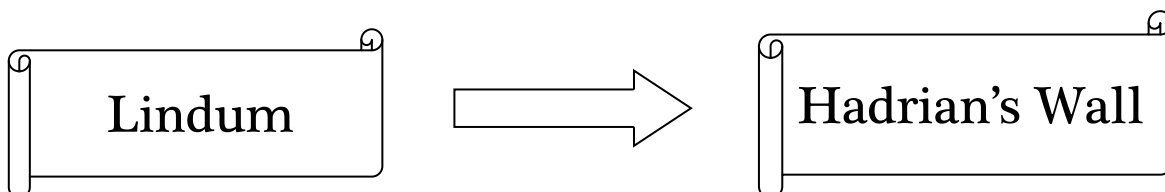
Which route would you take to get from:



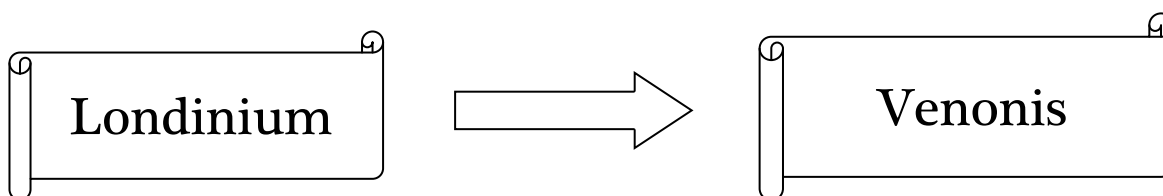
Teacher Answer Sheet

Use the map showing the Roman towns and roads to answer these questions.

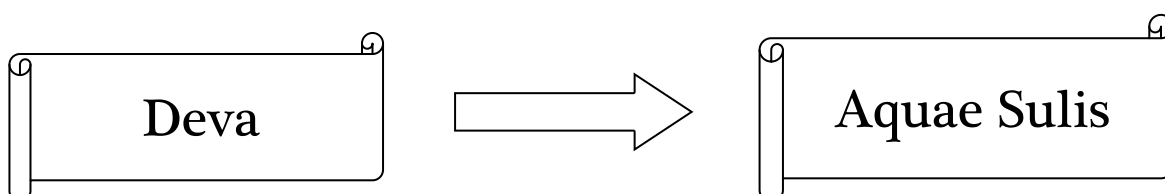
Which route would you take to get from:



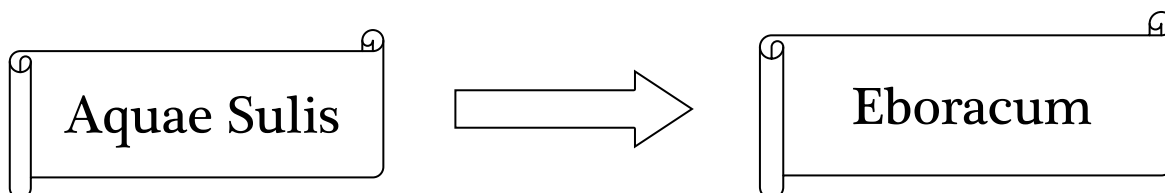
Ermine Street to Eboracum and then Dere Street to Hadrian's Wall



Watling Street to Venonis passing through Verulamium



Watling Street to Venonis and then Fosse Way to Aquae Sulis



Fosse Way to Lindum, passing through Venonis. Then Ermine Street to Eboracum.

How the Romans influenced Britain– Option A

The Romans built big **cities** in Britain including York (which they called Eboracum) and London (which they called Londinium).




The Romans built **public baths** in the city of Bath.




The Romans built **roads** to connect their cities, villas and baths. Roman roads were long and straight.



The Romans built **canals and aqueducts** to bring water into towns and cities. An aqueduct is a bridge that carries water across it.



The Romans could **read and write** and they taught other people how to do this too.




How the Romans influenced Britain– Option B

The Romans built big cities.




The Romans built baths.



The Romans built roads.



The Romans built canals.



The Romans could write.

