

Year 3 Remote Learning Plan

Week Beginning 18/1/21

Please read the following information for this week's home learning.



Our class read, and your recommended book for this week from **Epic Kids**, is 'Isle of Misfits 1: First Class' by Jamie Mae. Go to **getepic.com** enter the class code: **arn9236** and search for the book.

I have also assigned you two lovely books called 'I am Yoga' and 'I am Peace'. As you read, try out some of the yoga and meditation poses. There are instructions on these at the back of the books.

Remember to read for at least **15 minutes each day** and **record in your Green Reading Record book**. Record any new and interesting vocabulary.

Please send a photo of your green reading record book entries via Seesaw each **Friday**.

Log in Details:


www.getepic.com/students

Class code: arn9236

<https://www.oxfordowl.co.uk/>

Username: year3 2020 (space after the y)

Password: Year32020 (capital Y and no spaces)



Your logins for **spag.com** and **My Maths** (as needed) are in the front of your Green Reading Record book. Your **Purple Mash** login details were sent by email from the school office.

Spellings – This week, please practise and test yourself on the **Group 2** spellings. A copy of these are attached and are on the class page of the school website.

Remember to write your date and LC at the top of all your work.

WB 18/1	Lesson 1 AM	Lesson 2 AM	Lesson 3 PM	Lesson 4 PM	Daily Tasks
<p>Mon</p>	<p><u>Literacy</u> National Oak Academy</p> <p><u>LC: Can I write and punctuate direct speech?</u></p> <p>In this lesson, you will learn about how to write speech and how to apply the grammatical rules.</p> <p>You have already looked at writing speech sentences in your Greek Myth writing. Remember when we looked at speech verbs ('said' is dead) and adverbs to show how a character spoke. Today, you will be looking at what Scrooge and the ghost said.</p> <p>Use the following link to access lesson the lesson: https://classroom.thenational.academy/lessons/to-practise-writing-speech-61jp8e</p> <p>Please send pictures of your completed work back to me using Seesaw.</p>	<p><u>Maths</u> White Rose Maths</p> <p><u>LC: Can I use related calculations?</u></p> <p>Watch the video and follow the instructions. Use this link: https://vimeo.com/486330232</p> <p>Please complete the worksheet to accompany today's lesson.</p> <p>Watch the video back again if you are struggling with the worksheet.</p> <p>Please send pictures of your completed work back to me using Seesaw.</p> <p>Look out for the answer sheets in <u>Seesaw</u> later in the day, to double check how you did.</p>	<p><u>Science</u></p> <p><u>LC: Can I understand that friction is a force that can slow objects down?</u> <u>LC: Can I compare how things move on different surfaces?</u></p> <p>1) Watch the two video clips and look out for the types of forces in action. How do they slow down a moving object? See if you can recognise the types of forces that we looked at last week?</p> <ul style="list-style-type: none"> • Air Resistance • Gravity • Water Resistance • Thrust <p>https://www.bbc.co.uk/education/clips/z79rkqt https://www.bbc.co.uk/education/clips/zcx76sg</p> <p><u>Investigation</u></p> <p>2) Watch the Oak Academy video lesson in the following link: https://classroom.thenational.academy/lessons/what-are-contact-forces-74t3gc</p> <p>Then have a go at the investigation. If you have a toy car, you could try testing the distance and speed it can travel across different types of surfaces.</p>	<p><u>Spellings Booster.</u> <u>LC: Can I spell words with 'ou' making the 'u' sound?</u></p> <p>Learning by Questions (LBQ)</p> <p>Use the following link to access the site: Available Tasks (lbq.org)</p> <p>You will receive a code to access the task in the morning. Keep a look out on Seesaw and the class page of the school website</p> <p><u>Reading</u></p> <p>Record any new or interesting vocabulary in your green reading record.</p>	<p><u>P.E/ Get Active</u></p> <p>Try to keep active each day.</p> <ul style="list-style-type: none"> • Go outside for a walk. • Join in with Joe Wicks on YouTube. (Streaming live on a Monday, Wednesday and Friday). • Search BBC Super Movers for a range of fun workouts. https://www.bbc.co.uk/teach/supermovers • See these Oldham Sport Development activities. https://www.youtube.com/channel/UCLPUe71WcehYwmKndclSJQ • Try a calming activity with yoga. https://www.youtube.com/user/CosmicKidsYoga <p>I have also assigned you two lovely books called 'I am Yoga' and 'I am meditation' on Epic Kids. As you read, try out some of the yoga and meditation poses. There are instructions on how to perform these at the back of the books.</p> <p>It would be great to see some videos and photos of you being active!</p> <p><u>Times Tables</u></p> <p>Log into TT Rockstars.</p>

			<p>Alternatively, just investigating with a suitable object across your carpet and or 5 different surfaces in your home, and as directed in the video.</p> <p>3) Fill in the Investigation Worksheet as you work through the investigation. Please take a picture of your investigation and send me a picture along with your completed work on Seesaw.</p> <p>I will look forward to seeing them!</p>		<p>Practise writing out your times tables and get an adult to test you on them.</p> <p>Have a go at writing out the fact families like in the example below. This will help you recall multiplication facts when solving division.</p> <p>$7 \times 3 = 21$ $3 \times 7 = 21$ $21 \div 3 = 7$ $21 \div 7 = 3$</p> <p style="text-align: center;"><u>Number Bonds</u></p> <p>Practise writing out your number bonds for numbers to 100.</p>
Tue	<p style="text-align: center;"><u>Literacy</u> National Oak Academy</p> <p><u>LC: Can I plan the build-up to a story?</u> <u>LC: Can I use exciting adjectives, adverbs and fronted adverbials?</u></p> <p>In this lesson, you will make a plan for writing the build-up of the story. Remember that we want to create suspense in the story. Think back to and use the ideas that you have come up with in the previous lessons.</p> <p>Use the following link to access lesson the lesson. https://classroom.thenational.academy/lessons/to-plan-the-build-up-cqtkac</p>	<p style="text-align: center;"><u>Maths</u> White Rose Maths</p> <p><u>LC: Can I multiplu 2-digits by a 1-digit number without exchange?</u></p> <p>Watch the video and follow the instructions. Use this link: https://vimeo.com/486513593</p> <p>Please complete the worksheet to accompany today's lesson.</p> <p>Watch the video back again if you are struggling with the worksheet.</p> <p>Please send pictures of your completed work back to me using Seesaw.</p> <p>Look out for the answer sheets in <u>Seesaw</u> later in the day, to double check how you did.</p>	<p style="text-align: center;"><u>MFL</u> <u>Spanish</u></p> <p><u>LC: Can I make simple greeting and ask simple questions?</u></p> <p>1) Work through the activities on the webpage, clicking on the links and buttons to hear the words being sound out in Spanish.</p> <p>Why not ask an adult to help you record yourself making some of the simple greetings and send it to me by Seesaw.</p> <p>Use the following link to access the lesson: https://www.bbc.co.uk/bitesize/topics/zbkjmyc/articles/z4bnpg8</p> <p>2) Complete the attached activity sheet.</p>	<p style="text-align: center;"><u>Reading</u></p> <p>Record any new or interesting vocabulary in your green reading record.</p> <p style="text-align: center;"><u>Times Table Test</u></p> <p>Ask an adult to time you as you complete the TT Rockstars sheets attached. Give yourself up to 5 minutes to complete as many as you can.</p> <p>Please send pictures of your completed work back to me using Seesaw.</p>	<p style="text-align: center;"><u>Spellings/Handwriting</u></p> <p>Practise your weekly spellings.</p> <p>Have a go at writing them out in your best handwriting and putting them into sentences. Work through the Spelling and Mindfulness booklet, which was attached last week.</p> <p style="text-align: center;"><u>Optional</u> <u>Extended Learning</u> <u>Opportunities</u></p> <p><u>Maths</u></p> <p>If you would like an <u>optional</u> extra challenge, have a go at the Topmarks maths 'Daily 10 challenges'. Try a mixture of the multiplication and addition and</p>

	<p>Please send pictures of your completed work back to me using Seesaw.</p>		<p>Have a look at the attached PowerPoint, flashcards and memory games to help you. There is also a word mat and some audio files that will help you hear the pronunciations.</p> <p>Please send pictures of your completed work back to me using Seesaw.</p>		<p>subtraction or the <u>Hit the Button</u> challenges.</p> <p>Follow these link to access the games and activities: https://www.topmarks.co.uk/maths-games/hit-the-button https://www.topmarks.co.uk/maths-games/daily10 https://www.topmarks.co.uk/Search.aspx?q=multiplication%20and%20division</p>
<p>Wed</p>	<p style="text-align: center;"><u>Literacy</u> National Oak Academy</p> <p><u>LC: Can I write an exciting build-up in a story?</u></p> <p>In this lesson, you will be writing the build-up in your story. Using your plan, try to build suspense and excitement in your writing. Remember to include speech and fronted adverbials, which you have been practising.</p> <p>Use your best handwriting and check your punctuation.</p> <p>Use the following link to access lesson the lesson.</p> <p>https://classroom.thenational.academy/lessons/to-write-the-build-up-6gvk4e</p> <p>Please send pictures of your completed work back to me using Seesaw.</p>	<p style="text-align: center;"><u>Maths</u> White Rose Maths</p> <p><u>LC: Can I multiply 2-digits by a 1-digit number with exchange?</u></p> <p>Watch the video and follow the instructions. Use this link: https://vimeo.com/489850121</p> <p>Please complete the worksheet to accompany today's lesson.</p> <p>Watch the video back again if you are struggling with the worksheet.</p> <p>Please send pictures of your completed work back to me using Seesaw.</p> <p>Look out for the answer sheets in <u>Seesaw</u> later in the day, to double check how you did.</p>	<p style="text-align: center;"><u>RE</u></p> <p><u>LC: What was God's covenant with Noah and why did he make it?</u> <u>LC: How can we make the world a better place?</u></p> <p>Last week, we looked at what qualities Noah had and the actions he carried out in obedience to God's commands.</p> <p>Go back to last week's resources if you need to remind yourself. https://www.youtube.com/watch?v=qzYjy6lhRag http://www.dltk-bible.com/genesis/chapter6-cv.htm</p> <p>Open the attached sheet with instructions for today's lesson and the accompanying worksheet.</p>	<p style="text-align: center;"><u>Reading Comprehension</u></p> <p><u>LC: Can I retrieve information and make inferences from the text?</u></p> <p style="text-align: center;">Learning by Questions (LBQ)</p> <p>Use the following link to access the site and task: Available Tasks (lbq.org)</p> <p>You will receive a code to access the task in the morning.</p> <p>Keep a look out on Seesaw and the class page of the school website.</p> <p style="text-align: center;"><u>Reading</u></p> <p>Record any new or interesting vocabulary in your green reading record.</p>	<p>Try out any of the fun maths games and boosters available on MyMaths. You could try the <u>Tug of War</u> game to revisit and practise counting in 10s, 100s and 50s. You could also try the <u>Times Tables</u> and <u>Year 3 Booster packs</u> which cover; Place Value, Addition and Subtraction and would all be very helpful to revisit.</p> <p>Use your login details in your green reading record to access these. <u>Literacy</u></p> <p>Download a book review from the school website at: https://www.stmaryscrompton-oldham.sch.uk/wp-content/uploads/2018/09/ks2_book_review_template.pdf</p> <p>Upload a copy of your book review to Seesaw</p>

Optional Extra Challenge

Over the next week or so, watch the full film and/or listen to the audio book that was included in last week's learning resources.

Have a go at writing the climax (middle part) and resolution (ending) to the story.

Online Team's Lesson at 10 am

Today will be our first live lesson on Teams. Consent forms and invites to the join the session are being sent separately.

Please can you have with you the following






1) **A fun fact about what you have learnt either this week or last.** This can be from when you are in school and/or from any activities that you have done at home.


2) **Your super listening ears.** I will be reading a story to you, so listen carefully and be ready to answer some questions.

We will be taking turns and using the 'hands' up button so that everyone gets to speak, but I will go through this in the session.

I can't wait to see you all!

Please send pictures of your completed work back to me using Seesaw.

<p>Thu</p>	<p style="text-align: center;"><u>Literacy</u></p> <p style="text-align: center;">National Oak Academy</p> <p><u>LC: To revise the four different sentence types.</u></p> <p>Today you will be revisiting the four different sentence types. You have looked at these in Year 2. This lesson will encourage you to think about using different types of sentences and a variety of punctuation in your writing. You will also be revising what a 'clause' is, and 'phrase' is.</p> <p>Use the following link to access lesson the lesson.</p> <p>https://classroom.thenational.academy/lessons/to-explore-the-four-types-of-sentence-statement-command-exclamation-and-question-c9jked</p> <p>Please send pictures of your completed work back to me using Seesaw.</p>	<p style="text-align: center;"><u>Maths</u></p> <p style="text-align: center;">White Rose Maths</p> <p><u>LC: Can I divide 2-digits by 1-digit without exchange?</u></p> <p>Watch the video and follow the instructions. Use this link: https://vimeo.com/489844871</p> <p>Please complete the worksheet to accompany today's lesson.</p> <p>Watch the video back again if you are struggling with the worksheet.</p> <p>Please send pictures of your completed work back to me using Seesaw.</p> <p>Look out for the answer sheets in <u>Seesaw</u> later in the day, to double check how you did.</p>	<p style="text-align: center;"><u>ICT & History</u></p> <p><u>LC: Can I open and respond to an email?</u></p> <p><u>LC: Can I send an attachment by email?</u></p> <p>Log into your Purple Mash account and click on the Alerts button or go into Computing and 2 Email.</p> <div style="text-align: center;">    </div> <p>1) In your 2Dos tasks, complete your Iron Age Leaflet in Purple Mash. Make sure that you fill in the inside pages of the leaflet and add facts as well as pictures.</p> <p>Make sure that you save your work in the Year 3-Year 3 Folder with you name and click on Hand In.</p> <p>Go back and work through the slides and video from last week if you need more facts.</p> <p>For further information click on the link below, watch the video and read the information.</p> <p>https://www.bbc.co.uk/bitesize/topics/z82hsbk/articles/z8bkwmn</p>	<p style="text-align: center;"><u>Spelling Test</u></p> <p>Ask an adult to test you on this week's spellings (Group 2).</p> <p>Please DO NOT join your handwriting for the test.</p> <p>Send me a picture of your spelling test and score on Seesaw.</p> <p>After your test, please practise any that you struggled with, using the look, cover, write she  rd ask an adult to rete  u.</p> <p style="text-align: center;"><u>Reading</u></p> <p>Record any new or interesting vocabulary in your green reading record.</p>	
-------------------	---	--	---	---	--

			<p>2) Open the email that I have sent to you and read the message. I would like you reply with a message to me, and attach your completed Iron Age leaflet.</p> <p>Follow the instructions in the email to complete this task.</p> <p>I look forward to your emails and seeing your finished leaflets.</p>		
<p>Fri</p>	<p><u>Literacy</u> National Oak Academy</p> <p><u>LC: To revise and apply my knowledge of suffixes and plural rules</u></p> <p>1) Work through the activities in the video lesson. 2) Apply the ten words in the video into sentences.</p> <p>Remember to:</p> <ul style="list-style-type: none"> • Use your best handwriting. • Check your punctuation - C. <p>Could you use an exclamation (!) or question mark (?)? Think back to yesterday's lesson when you revisited the four different sentence types.</p> <p>Use the following link to access lesson the lesson. https://classroom.thenational.academy/lessons/to-investigate-suffixes-plurals-6nj64c</p>	<p><u>Maths</u> White Rose Maths</p> <p><u>LC: Can I divide 2-digits by 1-digit with exchange?</u></p> <p>Watch the video and follow the instructions. Use this link: https://vimeo.com/489845622</p> <p>Please complete the worksheet to accompany today's lesson.</p> <p>Watch the video back again if you are struggling with the worksheet.</p> <p>Please send pictures of your completed work back to me using Seesaw.</p> <p>Look out for the answer sheets in <u>Seesaw</u> later in the day, to double check how you did.</p>	<p><u>Art</u> <u>LC: Can I research an artist and explore their techniques?</u></p>  <p>Today's lesson will begin our unit on Pointillism, a technique used by the French artist <i>Georges Seurat</i>.</p> <p>1) Use the following link to watch the short animated video. This will introduce you to the technique of Pointillism and give you some facts about the artist. https://www.youtube.com/watch?v=rDW4wSTm-V4</p> <p>2) Have a look at the slides in the PowerPoint attached.</p>	<p><u>Reading</u></p> <p>Record any new or interesting vocabulary in your green reading record.</p> <p>Send a picture of your green reading record entries for this week's reading.</p> <p><u>SPAG</u></p> <p>Log onto SPaG.com and complete the activities set for you.</p> <p>Use your login details in your green reading records.</p>	

	<p>Please send pictures of your completed work back to me using Seesaw.</p>		<p>3) Have a go at making your own pointillism style picture on the templates provided. You could use paint on cotton buds (if you have these), or just use crayons or felt tips.</p> <p>Please send me a photo of your picture by Seesaw.</p>		
--	---	--	--	--	--