












Year 3 Suggested Home Learning Timetable Monday

Session 1 Reading 30 minutes		<p>Read a book for 15 minutes Write a paragraph saying what happened in the book. OR</p> <p>Choose and read online books from Oxford Owl - https://www.oxfordowl.co.uk/?sellLanguage=en&mode=hub Write a paragraph saying what happened in the book.</p>				
Break						
Session 2 English 1 hour		<p>LO. To debate a question</p> <p>A debate is when people talk about a topic. Some people agree and some people disagree with what is being said. It is a bit like a P4C discussion. It is hard to have a debate on your own, but you are going to think about the questions and write some reasons why it was a good idea and some reasons why it was not a good idea.</p> <p>My question is: 'Should Elise and Anzo have gone to the Comic Con?'</p> <p>You need to think of reasons why it was OK that they went and a good idea, and think of some reasons why it was not such a good idea and they should not have gone.</p> <p>In your book, draw a table like this. Label the top of each column and write your ideas.</p> <table border="1" data-bbox="336 1395 1118 1547"> <tr> <td data-bbox="336 1395 727 1496">Yes - they should have gone</td> <td data-bbox="727 1395 1118 1496">No - they should not have gone</td> </tr> <tr> <td data-bbox="336 1496 727 1547"> </td> <td data-bbox="727 1496 1118 1547"> </td> </tr> </table> <p>When you have come up with lots of comments for each column write and tell me what you would have done!</p>	Yes - they should have gone	No - they should not have gone		
Yes - they should have gone	No - they should not have gone					
Break						
Session 3 Maths 1 hour		<p>Don't forget to upload today's Maths Lesson on Assignments.</p> <p>Multiplication and division quiz <i>GOLD</i></p> <p>Scroll down to have a look at the questions, or click on the link just below: https://teams.microsoft.com/l/file/B630CBEB-73C0-4DAB-8048-A53F2CE43E91?tenantId=9a22c1d2-3334-4d6e-930c-d1bc250ddecc&fileType=pdf&objectUrl=https%3A%2F%2F9312598.sharepoint.com%2Fsites%2FYear3%2FShared%20Documents%2FWeek%201%20-%201%20-%202021%2FMultiplication%20and%20Division%20Quiz%20GOLD.pdf&baseurl=https%3A%2F%2F9312598.sharepoint.com%2Fsites%2FYear3&serviceName=teams&threadId=19-0849e5a8f51b4b71a0c6b7969ebe1373@thread.tacv2&groupId=57eea790-fdb0-465c-b202-4ea4a279159c</p> <p>Please remember to use resources made out of paper (10s, 1s) and counters to help you. Whenever you can, make arrays before drawing and grouping them. Take your time! It might be useful to look back at some previous Maths videos to help jog your memory. Please</p>				

		<p>write the number of each question and use a drawn method to help you - arrays, numberlines, barmodels.</p> <p><u>Don't forget</u> to upload today's Maths Lesson on Assignments.</p> <p><u>Multiplication and division quiz</u> <i>SILVER</i></p> <p>Scroll down to have a look at the questions, or click on the link just below: https://teams.microsoft.com/l/file/6EA058AF-1AB2-459C-8A71-2A514EC5CFE3?tenantId=9a22c1d2-3334-4d6e-930c-d1bc250ddec&fileType=pdf&objectUrl=https%3A%2F%2F9312598.sharepoint.com%2Fsites%2FYear3%2FShared%20Documents%2FWeek%2001%20-%2001%20-%2021%2Fmaths%20quiz%20silver.pdf&baseUrl=https%3A%2F%2F9312598.sharepoint.com%2Fsites%2FYear3&serviceName=teams&threadId=19:0849e5a8f51b4b71a0c6b7969ebeb1373@thread.tacv2&groupId=57eea790-fdb0-465c-b202-4ea4a279159c</p> <p>Please remember to use resources made out of paper (10s, 1s) and counters to help you. Whenever you can, make arrays before drawing and grouping them. Take your time! It might be useful to look back at some previous Maths videos to help jog your memory. Please write the number of each question and use a drawn method to help you - arrays, numberlines, barmodels.</p>
Break		
Session 4 30 minutes		<p>PE with Joe https://www.youtube.com/results?search_query=Pe+With+Joe</p>
Break		
Session 5 RE 1 hour		<p><u>LO. To think about Jesus as an inspiration to Christians</u></p> <p>In Re this term, we are learning about how Jesus was inspirational to Christians. This week we are looking at the miracles Jesus performed.</p> <p>Today we are learning about the feeding of the 5000. This is the only miracle that is mentioned in all four gospels.</p> <p>Watch the power point to hear this story. https://web.microsoftstream.com/video/7c68e710-73a9-4233-9b87-3fcd87c14c21</p> <p>When you have listened to the story, answer these questions.</p> <ol style="list-style-type: none"> 1. Why did great crowds follow Jesus? 2. Why did Jesus feel sorry for the people? 3. What did the disciples suggest that Jesus do about the crowd? 4. Where did Jesus get the food for this miracle? 5. What did Jesus do before the broke the bread? 6. How much food was left over after everyone had eaten? 7. What did the people want to do with Jesus after they saw this miracle? <p>Extension</p> <p>This story gives messages to Christians.</p>

		<p>Write these in the order of which message you think is most important to the one you think is least important.</p> <p>Jesus was sent to look after people.</p> <p>Jesus has a human side and can feel things.</p> <p>It is better to share.</p> <p>There is more in life than money.</p> <p>Jesus does not just provide the bare minimum.</p>
<p style="text-align: center;">I hope you have enjoyed your day of home learning. Don't forget to send me your work.</p> <p style="text-align: center;">Mr Larkin</p>		

Monday Worksheet _ GOLD

1 Use the array to complete the number sentences.



$$\begin{array}{l} \square \times \square = \square \\ \square \times \square = \square \\ \square \div \square = \square \\ \square \div \square = \square \end{array}$$

2 A shop has 32 apples.
They are put into 8 equal groups.
How many apples are in each group?

_____ apples

3 Use the diagrams to help you.



$$6 \times 4 = \square$$



$$6 \times 40 = \square$$

7 Work out 37×5

8 Calculate $96 \div 3 =$

Use the place value grid to help.

Tens	Ones

Calculate $84 \div 4 =$

9 Amir makes groups of 3 gummy bears.



He makes 7 groups and has 2 bears left over.
How many gummy bears does he have altogether?

 gummy bears

10 There are 25 green cubes in a box.
There are 5 times as many blue cubes than green cubes in the box.
How many cubes are there **altogether**?

 cubes

Monday Worksheet _ SILVER

1 Circle groups of 5 counters.



2 Mo is putting 12 flowers into pots.



He puts 2 flowers into each pot.
How many pots does he need?

 pots

3 Dora has 10 sweets.



She shares them equally between 2 plates.



How many sweets are on each plate?

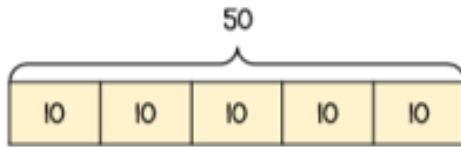
 sweets

4 Three children share 6 crayons equally.



They want to know how many they will get each.

- 5 Here is a bar model.

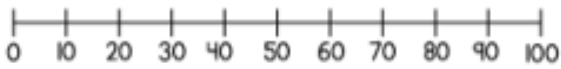


Use it to complete the number sentences.

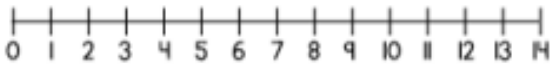
$$50 \div \square = 10 \quad 50 \div 10 = \square$$

- 6 You may use the number lines to help you.

Work out $90 \div 10 =$



Work out $14 \div 2 =$





Complete the number sentence to help them.

$$\square \div \square = \square$$

- 7 Use $<$, $>$ or $=$ to complete the number sentence.

$$35 \div 5 \bigcirc 40 \div 10$$

- 8 Circle the odd numbers.























45

- 9 Teddy has 20 pence in 2p coins. He uses 7 of the coins to buy a drink. How many 2p coins does he have left?



Year 3 Suggested Home Learning Timetable Tuesday

Session 1 Reading 30 minutes		Practise on your inference skills using once upon a picture. https://www.onceuponapicture.co.uk/portfolio_page/the-deep-forest/ Inference means to make a guess based on facts and observations. There are a list of questions underneath the picture.
Break		
Session 2 English 1 hour	abc	<p><u>LO. To plan an event in a story</u> Listen to the beginning of chapter 19 'Unknowables.' Mr K Larkin: Added a new tab at the top of this channel. Here's a link.</p> <p>In the story the author writes, "So basically everything was going well. Until the train stopped in the middle of nowhere."</p> <p>You are going to think of some reasons why the train has stopped and how Anzo and Elise can help solve the problem.</p> <p>Make a list of all the different reasons the train may have stopped. Here are some of my ideas...you can use these if you can't think any of your own.</p> <ul style="list-style-type: none">• Track is broken.• Driver is poorly and can't drive any more.• Car broken down on the track.• A tree has fallen on the track.• A person is walking on the track. <p>I am sure you can think of some other ideas.</p> <p>You need to think of three ideas and draw a picture to show what happens during this part of the story.</p> <p>Bronze <i>When you have done this, you need to write 1 sentence to explain what happens. You need to do this for each of your ideas.</i></p> <p>Silver <i>When you have done this, you need to write 2 sentences to explain what happens. You need to do this for each of your ideas.</i></p> <p>Gold <i>When you have done this, you need to write 3 sentences to explain what happens. You need to do this for each of your ideas.</i></p> <p>Tomorrow, you are going to choose your favourite idea to work on.</p>

Break		
Session 3 Maths 1 hour		<p>L.O. - To count money (pence)</p> <p>Today you will be counting money. Take a moment to look at all the different coins below. Look at the different shapes and colours too. This can help you remember how much each coin is worth.</p> <p>Click on the link below to watch me use a numberline to count forward when adding up a bunch of coins: Mr K Larkin: Added a new tab at the top of this channel. Here's a link.</p> <hr/> <div style="display: flex; justify-content: space-around; align-items: center;"> <div style="text-align: center;">  1p </div> <div style="text-align: center;">  2p </div> <div style="text-align: center;">  5p </div> <div style="text-align: center;">  10p </div> <div style="text-align: center;">  20p </div> <div style="text-align: center;">  50p </div> </div> <div style="display: flex; justify-content: space-around; align-items: center; margin-top: 20px;"> <div style="text-align: center;">  £1 </div> <div style="text-align: center;">  £2 </div> <div style="text-align: center;">  £5 </div> </div> <div style="display: flex; justify-content: space-around; align-items: center; margin-top: 20px;"> <div style="text-align: center;">  £10 </div> <div style="text-align: center;">  £20 </div> <div style="text-align: center;">  £50 </div> </div> <p>Video https://vimeo.com/497343674 Worksheets https://resources.whiterosemaths.com/wp-content/uploads/2019/09/Y2-Autumn-Block-3-WO1-Count-money-pence-2019.pdf GOLD - Do Qs 1-7 SILVER - Do Qs 1-5 BRONZE - Do Qs 1-3</p>
Break		
Session 4 PE 30 minutes		<p>Cosmic Yoga https://www.youtube.com/user/CosmicKidsYoga?safe=true</p>
Break		
Session 5 RE 1 hour		<p>LO. To think about Jesus as an inspiration to Christians</p> <p>We are going to think about another miracle Christians believe Jesus performed. In this story, Jesus calms the storm.</p>

Jesus Calms the Storm

After Jesus had spent a full day teaching on the shores of the Sea of Galilee he said to his disciples, "Let us go to the other side." So, they left the crowd and got into a boat to cross over.

After a while there arose a great and mighty storm on the sea. The storm was so great that the boat was being covered with the waves washing over it and began filling up with water.

While the storm was rocking the boat, Jesus was fast asleep on a cushion in the stern. The disciples came and woke him up and said, "Save us Lord; we are going to die! Do you not care that we are perishing?"

He said to them, "Why are you afraid? Do you still have no faith?" Then Jesus got up and rebuked the winds and said to the sea, "Hush, be still." And the wind died down and it became perfectly calm. The men were amazed and said, "What kind of man is this, that even the winds and the sea obey him?"

Watch a short video of the story here.

<https://youtu.be/ZzPwRXytr7U>

Answer these questions.

1. What do you think about this miracle?
2. Why did the 'winds and water obey' Jesus?
3. What was Jesus showing and teaching by performing this miracle?

Christians believe this miracle reminds them about the 'storms' in life and how they can trust God to be the guide through their 'storms' and to bring calmness to their life.

It encourages Christians to 'call out' to God and pray, just like the disciples called out for help.

Christians believe that this miracle shows that God has power over nature. It also demonstrates how Jesus was a human because he was tired and needed to sleep and that he was God's son because only God can make the winds and waves obey.

Some harder questions to really make you think!

1. Can anyone perform a miracle?
2. Why could Jesus perform miracles, where others failed?

		<p>3. What do you think Christians believe about Jesus' ability to perform miracles?</p> <p>Do miracles still happen today? Can you give an example?</p>
<p>I hope you have enjoyed your day of home learning. Don't forget to send me your work.</p> <p style="text-align: center;">Mr Larkin</p>		

Tuesday Worksheets

Count money – pence

1 Match the coin to its value.

	20p
	2p
	50p
	1p
	10p
	5p

2 How much money is there?

a)		
b)		
c)		
d)		
e)		

3 How much money is there?

a)		
b)		
c)		

4 Dexter has this money.



How much money does Dexter have?

5 Write $<$, $>$ or $=$ to compare the money.



6 Annie has this money.



Tommy has this money.



I have more money because I have more coins.



Is Annie correct? _____

How do you know?

7 Rosie wants to buy this packet of sweets.




She has this money.








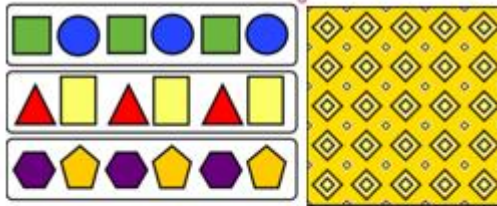
Does Rosie have enough money? _____



Year 3 Suggested Home Learning Timetable Wednesday

Session 1 Reading 30 minutes		Read a book for 15 minutes Make a list of interesting words, or words you are unsure of and use a dictionary to find out what they mean. https://kids.wordsmyth.net/we/ OR Choose and read online books from Oxford Owl - https://www.oxfordowl.co.uk/?selLanguage=en&mode=hub Make a list of interesting words, or words you are unsure of and use a dictionary to find out what they mean. https://kids.wordsmyth.net/we/
Break		
Session 2 English 1 hour	abc	<p><u>Don't forget to upload a picture of today's English to Assignments on Teams.</u></p> <p><u>LO. To plan a story</u> You need to choose your best idea from yesterday. You are going to draw a story map to help you tell your story. Your story map needs to include these things. I have put some of my ideas in red.</p> <ol style="list-style-type: none">1. Anzo and Elise going to the station and getting on the train.2. The train breaking down.3. Show what the problem is. The track is broken.4. How Anzo and Elise help fix it? The guard needs his tool box to fix the track, but his tool box is in a high shelf and he can't reach it. Anzo helps him reach it.5. What happens next? Anzo and Elise are given a reward by the train company which means Anzo can pay for the Comic Con without using Elise's money. They get to travel with the train driver all the way to the Comic Con. <p>Click on the link below to watch me go through how to present your story map: Mr K Larkin: Added a new tab at the top of this channel. Here's a link.</p> <p>When you have finished your story map, you need to add:</p> <ul style="list-style-type: none">~ Sentence openers - First, Then, Next, After that~ Interesting adjectives (describing words) <p>Step out your story and practise telling it, so you are ready to write your story tomorrow.</p>
Break		

<p>Session 3</p> <p>Maths</p> <p>1 hour</p>		<p><u>Don't forget to upload today's Maths lesson to Assignments on Teams.</u></p> <p><u>L.O. - To count money (pounds)</u></p> <p>Before you begin today's Maths lesson it will be helpful to have a look at yesterday's video on how to count forward on a numberline.</p> <p>And click the link below to have a quick look at the video of me discussing the meaning of these symbols: < less than, > greater than, = equals</p> <p>Mr K Larkin: Added a new tab at the top of this channel. Here's a link.</p> <p>Video https://vimeo.com/497344241</p> <p>Worksheets https://resources.whiterosemaths.com/wp-content/uploads/2019/09/Y2-Autumn-Block-3-WO2-Count-money-pounds-2019.pdf</p> <p><i>For Q1 on today's worksheet, draw each coin or note and write its value beside it. Please use counting forward on numberlines as your main method.</i></p> <p>GOLD - Do Qs 1-7</p> <p>SILVER - Do Qs 1-5</p> <p>BRONZE - Do Qs 1-3</p>
<p>Break</p>		
<p>Session 4</p> <p>PE</p> <p>30 minutes</p>		<p>Pe with Joe.</p> <p>https://www.youtube.com/results?search_query=Pe+With+Joe</p>
<p>Break</p>		
<p>Session 5</p> <p>Art</p> <p>1 hour</p>		<p><u>L.O. - To explore patterns and artists who use patterns</u></p> <p>Patterns are all around us: at home, at school and in nature. Artists and craftsmen have been using patterns for many years.</p> <p>Click on the link below to watch me have a go at the repeated pattern task:</p> <p>Mr K Larkin: Added a new tab at the top of this channel. Here's a link.</p> <p>A pattern is created when a shape is repeated many times or in a particular order. Sometimes size or colours can determine a pattern.</p>



Click on the link below to investigate patterns in art:

<https://teams.microsoft.com/#/school/tab::9eac0633-802e-40aa-a54a-6c480ba4570c/Week%201%20-%2002%20-%2021?threadId=19:0849e5a8f51b4b71a0c6b7969ebe1373@thread.tacv2&ctx=channel>


Your task today is to draw a repeated pattern following the rules listed below:

- Only use circle and triangle shapes
- Only use 3 colours (choose wisely)
- Some circles must have dots
- Some triangles must have stripes



Look out for different patterns around your home over the next few days and take some pictures. How many do you think you can find? I would love for you to send me photographs (or drawings) of your favourites.



I hope you have enjoyed your day of home learning.
Don't forget to send me your work.

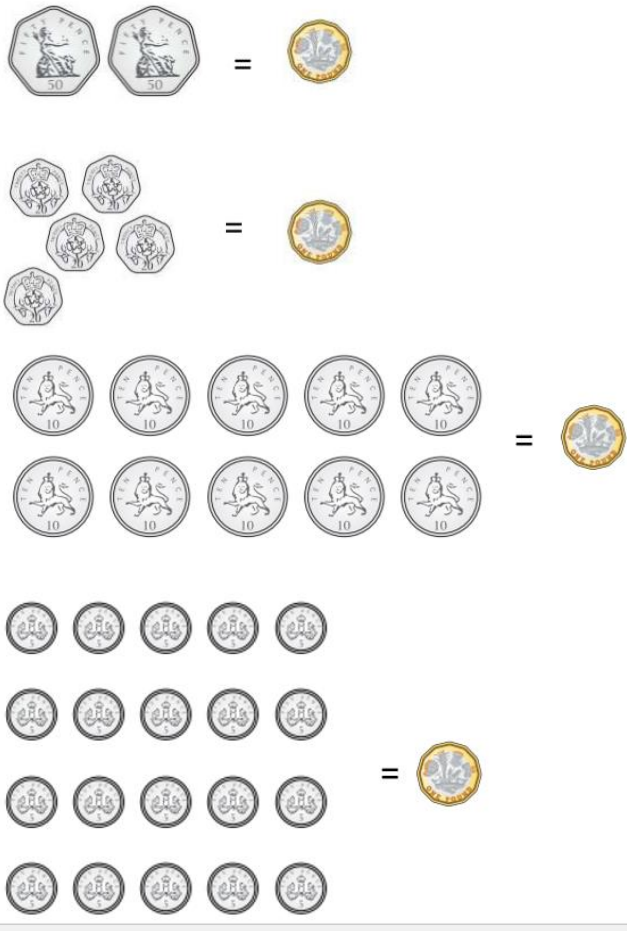




Mr Larkin



Year 3 Suggested Home Learning Timetable Thursday

<p>Session 1</p> <p>Reading</p> <p>30 minutes</p>		<p><u>Repeated Reading</u> GOLD</p> <p>Read the description at least 3 times before drawing your detailed picture.</p> <p>Many moons ago, an enchanting and fascinating palace stood among a sea of trees. It was spectacular. Like a snake shedding its skin, the silver, crumbling bark flaked from its exterior. Branches and twigs had been manipulated to form a grand staircase with a vast amount of authentic looking rooms. Although this fortress was inhabited by a fearless Queen, she was no match for what roamed in the woodland.</p> <p><u>Vocabulary</u> enchanting - delightful and charming manipulated - shaped in a skilful way</p> <p>This passage describes a place. Use the information to draw a picture. Make sure you include everything that has been mentioned.</p> <p><u>Repeated Reading</u> SILVER</p> <p>Read the description at least 3 times before drawing your detailed picture.</p> <p>The house was dark. Not a sound could be heard, it was as still as a graveyard. The windows were shut firmly. The door was unpainted. It looked as though the house had been abandoned for some time. The lawn was overgrown and the driveway full of weeds. Children didn't dare go near the haunted house. It's been told that horrible things happened there. Some people say they have seen mysterious glowing eyes peering from a broken window.</p> <p><u>Vocabulary</u> abandoned - something that has been left untouched and forgotten peering - looking carefully at something for a long time</p> <p>This passage describes a place. Use the information to draw a picture. Make sure you include everything that has been mentioned.</p>
<p>Break</p>		



<p>Session 2</p> <p>English</p> <p>1 hour</p>	<p>abc</p>	<p>Don't forget to upload a picture of today's English work To Teams.</p> <p><u>L.O. To write a story</u></p> <p>You need to use your story map to write your story. Your story needs to tell the reader what happened on the way to the Comic Con when the train stopped. You need to include how Anzo and Elise helped solve the problem. Make sure you include everything from your success criteria</p> <p>Bronze</p> <ul style="list-style-type: none"> ~ Write in the past tense ~ Use conjunctions - and, but, so, because ~ Use interesting describing words (adjectives) ~ Include verbs and adverbs (e.g. talked loudly, walked slowly) ~ Include some speech with speech marks <p>Silver</p> <ul style="list-style-type: none"> ~ Write in the past tense ~ Use paragraphs ~ Use sentence openers with a comma (Luckily, Suddenly, Happily) ~ Use conjunctions - but, when, so, because, while ~ Use interesting adjectives ~ Include verbs and adverbs ~ Include some speech with speech marks ~ Include some interesting words <p>Gold</p> <ul style="list-style-type: none"> ~ Write in the past tense ~ Use paragraphs ~ Start sentences in different ways ~ Use sentence openers with a comma (Luckily, Suddenly, Happily) ~ Use conjunctions - when, while, after, if, so, despite, although ~ Use interesting adjectives, verbs, and adverbs ~ Include some dialogue with speech marks and interesting speech verbs ~ Include some interesting vocabulary
<p>Break</p>		
<p>Session 3</p> <p>Maths</p> <p>1 hour</p>		<p><u>L.O. - To count pounds and pence</u></p> <p>Please remember to count forward on a numberline when adding the pounds and pence together. Start with the biggest values on your numberline.</p>

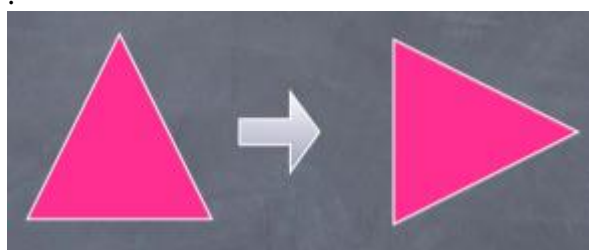

		 <p>Video https://vimeo.com/497345587 Worksheets https://resources.whiterosemaths.com/wp-content/uploads/2019/12/Y3-Spring-Block-2-WO1-Pounds-and-pence-2019.pdf</p> <p><i>For Q1 on today's worksheet, draw each coin and note and write their total value beside it. Please use counting forward on numberlines as your main method.</i> GOLD - Do Qs 1-6 SILVER - Do Qs 1-4 BRONZE - Do Qs 1-2</p>
Break		
Session 4 PE 30 minutes		Cosmic Yoga https://www.youtube.com/user/CosmicKidsYoga?safe=true
Break		
Session 5 Art 1 hour		<p><u>Don't forget</u> to upload a picture of your artwork to Assignments on Teams.</p> <p><u>L.O. -To create patterns using rotation, symmetry and reflection</u> Click on the link below to watch me go through the steps of how to make today's repeated patterns: Mr K Larkin: Added a new tab at the top of this channel. Here's a link.</p>




In art today we are going to use this simple shape to make a repeated pattern. To make this shape I used the bottom of a mug to draw a perfect circle on cardboard. Then I cut out the circle. I folded the circle in half, and then folded that half again. Doing this will divide your circle into four equal parts. Cut out these four identical parts.

I used this shape as a stencil to draw around. Look at some of the repeated patterns you can make.






Rotation - To move an object in a circle around an axis or a line.



Reflection - To flip an object over a mirror line.



Symmetry - When 2 objects face each other and have exactly the same parts.

Click on the link below to watch a powerpoint investigating how to create patterns using rotation, reflection, and symmetry:

<https://teams.microsoft.com/#/school/tab::0ec9dbf7-d074-4319-b01f-b6fe2005b55f/Week%201%20-%202%20-%2021?threadId=19:0849e5a8f51b4b71a0c6b7969e9e1373@thread.tacv2&ctx=channel>

I hope you have enjoyed your day of home learning.
Don't forget to send me your work.

Mr Larkin

Thursday - Maths worksheets

Pounds and pence

Maths

1 Match the amounts that are equal.

16p	
twenty-five pence	
£25	
sixty pence	
twenty pounds	

2 How much money does each person have?

a) £

b) p

c) p

4 Dora earns £10 for walking the dog.
Tick the money Dora is given.

<input type="checkbox"/>	<input type="checkbox"/>	<input type="checkbox"/>

5 Count the money.

a) £ and p

b) £ and p

c) £ and p

3



I can make the same amount of money in many ways.

--	--	--

What amount has Mo made? £

Make this amount another way.

Draw your coins.

Compare answers with a partner. Is there another way?

d) £ and p




e) £ and p

6 Jack has 4 silver coins and Rosie has 5 silver coins.
Show that Jack can have more money than Rosie.

Compare answers with a partner.


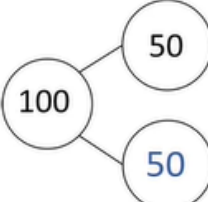
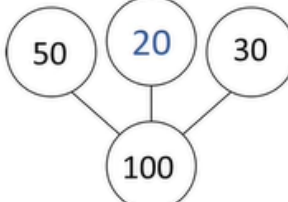
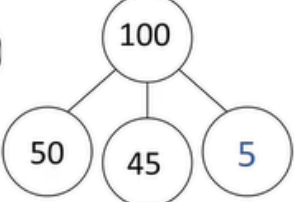


Year 3 Suggested Home Learning Timetable Friday

<p>Session 1</p> <p>Reading</p> <p>30 minutes</p>		 <p>Imagine that this is just one picture taken from a book. Is it a picture from the beginning, middle, or end of the story? What is the problem (dilemma) in the story? Every story has to have a problem. How is the problem solved (resolution)?</p> <p>Draw a story map of what you think this story is about. Make sure to include a problem and a solution. Write a sentence describing each picture you draw in your story map.</p>
<p>Break</p>		
<p>Session 2</p> <p>English</p> <p>1 hour</p>	<p>abc</p>	<p>LO. To edit and improve</p> <p>You need to reread the story you wrote yesterday. You are going to edit (change) some of your work and improve it (make it better)</p> <p>Click on the link below to watch a video of me editing and improving a piece of writing:</p> <p>Mr K Larkin: Added a new tab at the top of this channel. Here's a link.</p> <p>Bronze</p> <p><i>You need to change and improve these things.</i></p> <p><i>If you have not used them, then you need to add them instead!</i></p>

		<ul style="list-style-type: none"> ~ Change <u>two</u> of your adjectives (describing words) for more interesting ones. Or add three extra adjectives. ~ Add some adverbs to your work (words that describe how) ~ Check you have used capital letters and full stops. ~ Make sure you have included some speech with speech marks. <p>Silver</p> <ul style="list-style-type: none"> ~ Change <u>two</u> of your adjectives (describing words) for more interesting ones. Or add two extra adjectives. ~ Add some adverbs to your work (words that describe how something is done - happily, sadly, quickly, slowly, quietly) ~ Add time words - Then, Next, Later, Finally. ~ Check you have used capital letters and full stops. ~ Make sure you have included some speech and have used interesting speech verbs (not just said) <p>Gold</p> <ul style="list-style-type: none"> ~ Change three of your adjectives (describing words) for more interesting ones. Or add three extra adjectives. ~ Add some adverbs to your work (words that describe how something is done - happily, sadly, quickly, slowly, quietly) ~ Add time words - Then, Next, Later, Finally. ~ Check you have used paragraphs and have left a line between each paragraph. ~ Check you have used capital letters and full stops. ~ Make sure you have included some speech and have used interesting speech verbs (not just said) ~ Use a conjunction to add an extra piece of information to a sentence. E.g. "What's happened?" asked Elise, <u>as</u> she curiously looked out of the window.
--	--	---

Break	
-------	--

<p>Session 3</p> <p>Maths 1 hour</p>		<p>L.O. - To convert pounds and pence</p> <div style="display: flex; justify-content: space-around; align-items: center;"> <div style="text-align: center;">  </div> <div style="text-align: center;">  </div> <div style="text-align: center;">  </div> </div>
--	---	--

Circle £1 in each set.

£1 = 100p



I wonder if I can make £1 using exactly 1 coin, 2 coins, 3 coins and 4 coins



Video <https://vimeo.com/497942634>

Worksheets <https://resources.whiterosemaths.com/wp-content/uploads/2019/12/Y3-Spring-Block-2-WO2-Convert-pounds-and-pence-2019.pdf>

For Q1 on today's worksheet, draw each coin and write its total value beside it. Please use counting forward on numberlines as your main method.

GOLD - Do Qs 1-8

SILVER - Do Qs 1-6

BRONZE - Do Qs 1-3

Break



Session 4




PE with Joe

https://www.youtube.com/results?search_query=Pe+With+Joe

PE
30 minutes

Break



Session 5 Music 1 hour		Music with Mr Campbell - Lesson 4 This is on the school website on the Year 3 home learning page.
I hope you have enjoyed your day of home learning. Don't forget to send me your work. Mr Larkin		


Keeping skills sharp

Choose some of these activities to do throughout the day.


- Choose year 3/ 4 words - lots of free games here. <https://spellingframe.co.uk>
- Spelling shed
https://www.edshed.com/engb/login?return_url=https%3A%2F%2Fwww.spellingshed.com%2Fen-gb%2F
- <https://www.timestables.co.uk/>
- TT Rockstars - <https://trockstars.com/>
- Maths games - there are lots of free games on here <https://mathsframe.co.uk/>
 The username is Thameside Password: THAox145nl

Friday - Maths worksheets


Convert pounds and pence




1 a) Circle £1




b) Circle £1



c) Circle £1




d) Circle £10




2 How many 1p coins do you need to make £1?

3 Write the price of each item in pence.




£1 and 24p

p



£2 and 24p

p



£6 and 45p

p

4 Write each amount in pounds and pence.

a) 274p = £ and p b) 592p = £ and p

374p = £ and p 591p = £ and p

474p = £ and p 590p = £ and p

c) $111\text{p} = \text{£} \square \text{ and } \square \text{ p}$

d) $405\text{p} = \text{£} \square \text{ and } \square \text{ p}$

5 Annie has some coins.



a) How much money does Annie have? $\text{£} \square \text{ and } \square \text{ p}$

b) What is 10p more? $\text{£} \square \text{ and } \square \text{ p}$

What is 10p less? $\text{£} \square \text{ and } \square \text{ p}$

c) What is 100p more? $\text{£} \square \text{ and } \square \text{ p}$

What is 100p less? $\text{£} \square \text{ and } \square \text{ p}$

6 What amount is represented in each box?



$\text{£} \square \text{ and } \square \text{ p}$



$\text{£} \square \text{ and } \square \text{ p}$



$\text{£} \square \text{ and } \square \text{ p}$



7 Eva empties out her money box.



How much money was in her money box? $\text{£} \square \text{ and } \square \text{ p}$

How did you count the coins? Compare with a partner.

8 a) What is the fewest number of coins you can use to represent 315p?

b) Use 6 coins to make an amount that is more than £3, but less than £4. Draw your answer.



Compare answers with a partner.