

Year 6 Visual Arts Unit 2017

Portraiture & the Archibald Prize

Term:	1	2	3	4	Week:	1	2	3	4	5	6	7	8	9	10
-------	---	---	---	---	-------	---	---	---	---	---	---	---	---	---	----




OUTCOMES	SUBJECT MATTER							
<p><u>Making:</u> VAS3.1 – investigates subject matter in an attempt to represent likenesses of things in the world VAS3.2 - makes artworks for different audiences, assembling materials in a variety of ways</p> <p><u>Appreciating:</u> VAS3.3 – acknowledges that audiences respond in different ways to artworks and that there are different opinions about the value of artworks VAS3.4 – communicates about the ways in which subject matter is represented in artworks</p>	People	Other Living Things	Objects	Places & Spaces	Events			
	FORMS							
	Drawing	Painting & Colouring	Sculpture & 3D Form	Printing & Making	Photography	Ceramics & Fibre		
	PROCESSES							
	Make	Construct	Design	Appreciate	Investigate	Reflect	Analyse	Interpret

Unit Aims:
 This unit explores how portraits can be depicted in different ways using different mediums. Students will explore a number of influential artists throughout history that have depicted their subject in different ways. Opportunities will be given for students to examine the theory behind portraiture and expressionism and will be introduced to the Archibald Prize. Students will present a portrait of a person of their choice using a medium of their choice for the school Archibald Prize.

<p><u>Learning Experience Overview:</u></p> <ol style="list-style-type: none"> 1. <u>Looking & Responding to Portraiture</u> <ul style="list-style-type: none"> <input type="checkbox"/> Theory: <i>What is portraiture? Where might we see portraits? Do portraits always have to be a painting? Why do artists create portraits? What do portraits show us about the subject and their life? How has photography impacted on portrait painting?</i> <input type="checkbox"/> Art Appreciation: Examine different kinds of portraits Self-portrait by Mitch Cairns (Archibald Prize Finalist 2013) 2. <u>Introducing the Archibald Prize</u> <ul style="list-style-type: none"> <input type="checkbox"/> Theory: <i>What is the Archibald Prize? How long has it been running for? Who can enter?</i> <input type="checkbox"/> Art Appreciation: Margaret Olley by William Dobell (Archibald Prize Winner in 1948), Barry Humphries (2016) by Louise Hearman (2016 Winner) <input type="checkbox"/> Brief for OLR Archibald Prize Competition (Week 10) 3. <u>Andy Warhol inspired portraiture</u> <ul style="list-style-type: none"> <input type="checkbox"/> Art Appreciation: Shot Marilyn by Andy Warhol (1964) <input type="checkbox"/> Experiment with the use of colour and photography (repeated image) 4. <u>Exploring expressionism through portraiture</u> <ul style="list-style-type: none"> <input type="checkbox"/> Art Appreciation: The Scream by Edvard Munch (1893) <input type="checkbox"/> Theory: <i>What is expressionism?</i> <input type="checkbox"/> Create an artwork that depicts an emotion 5. <u>Pablo Picasso inspired portraiture</u> <ul style="list-style-type: none"> <input type="checkbox"/> Art appreciation: The Weeping Woman by Pablo Picasso (1937) - cubism <input type="checkbox"/> Create an artwork that uses shapes to depict a portrait 	<p><u>Unit Resources:</u></p> <ul style="list-style-type: none"> <input type="checkbox"/> Art paper (either A4 or A3) <input type="checkbox"/> Examples of artworks <input type="checkbox"/> Unit powerpoint <input type="checkbox"/> https://www.artgallery.nsw.gov.au/prizes/archibald/2013/29361/ <input type="checkbox"/> https://www.artgallery.nsw.gov.au/collection/works/8164/ <input type="checkbox"/> https://www.artgallery.nsw.gov.au/prizes/archibald/2016/29709/
---	--



Year 6 Visual Arts Unit 2017

Portraiture & the Archibald Prize

SESSION	LEARNING EXPERIENCES	RESOURCES
<p>ONE: (1 Week)</p> <p>Looking and Responding to Portraiture</p> <p>VAS3.1 VAS3.2 VAS3.3 VAS3.4</p> <p>KLA Links: English</p>	<p>Learning Intention: We are learning to understand the role of portraiture in art</p> <ul style="list-style-type: none"> □ Use the thinking routine Think, Puzzle, Explore to determine students level of understanding of portraiture. <ul style="list-style-type: none"> ○ <i>What do you think you know about portraiture?</i> ○ <i>What puzzles or questions do you have about portraiture?</i> NB: additional questions can be used to push thinking further: <i>What are you wondering about? Are there things about this topic about which you are curious? What would be interesting to learn more about?</i> ○ <i>How can we explore these puzzles?</i> Use prompts such as, <i>Who could we ask? Where could we get further information? How could we phrase our key search words? What sources might be useful to use? What could we do other than looking up information? How could you find ways to answer your own puzzles?</i> to guide the discussion. □ Use responses from the thinking routine and a dictionary (the art of making portraits) to develop a class definition of portraiture. Watch https://www.youtube.com/watch?v=aPHKjVLix7M Does a portrait always need to be painted? □ Where might we find portraits? Why do artists create portraits? Brainstorm □ What do portraits show us about the subject and their life? Examine a range of portraits and discuss. <ul style="list-style-type: none"> ○ <i>The Historic Wayfarer</i> by Tim Storrier (2012 Archibald Prize Winner) ○ <i>Easton Pearson</i> by Monica Rohan (2016 Archibald Prize finalist) ○ <i>Portrait of Nicholas Jones</i> by Julia Ciccarone (2013 Archibald Prize finalist) ○ <i>Untitled</i> by James Stibilj (2016 Young Archie finalist) <p>NB: Use a Chalk Talk thinking routine to examine, discuss images in small-groups, rotate through images. Use of See, Think, Wonder may also support the discussion during this task.</p> <p>Reflection on Learning:</p>	<ul style="list-style-type: none"> □ You Tube □ Creative arts diaries □ Various portraits □ NSW art gallery website <div style="display: flex; flex-direction: column; align-items: center;">    </div>



Year 6 Visual Arts Unit 2017

Portraiture & the Archibald Prize

SESSION	LEARNING EXPERIENCES	RESOURCES
<p style="color: #d62728; font-weight: bold; margin: 0;">TWO:</p> <p style="color: #d62728; margin: 0;">(1 Week)</p> <p style="margin: 10px 0 0 0;">Introducing the Archibald Prize</p> <p style="margin: 10px 0 0 0;">VAS3.1 VAS3.2 VAS3.3 VAS3.4</p> <p style="margin: 10px 0 0 0;">KLA Links: English</p>	<p>Learning Intention: We are learning to identify the role and significance of the Archibald Prize in art.</p> <ul style="list-style-type: none"> <input type="checkbox"/> Watch BTN episode <i>Archibald Prize</i> http://www.abc.net.au/btn/story/s2508253.htm <ul style="list-style-type: none"> <input type="radio"/> What is the Archibald Prize? <input type="radio"/> How long has it been running for? <input type="radio"/> Who can enter? <input type="checkbox"/> Examine the portrait <i>Barry Humphries</i> by Louise Hearman (2016 Archibald Prize Winner). Discuss the image using the following prompts: <ul style="list-style-type: none"> <input type="radio"/> What do you see, observe or notice? <input type="radio"/> How does this make you feel? <input type="radio"/> What gains your attention first? Why do you think that is? <input type="radio"/> What mood is created by the portrait? <input type="radio"/> What does it make you think? <input type="radio"/> What questions or puzzles do you have about this portrait? <input type="checkbox"/> Watch Archibald Prize Winner 2016- Louise Hearman https://www.youtube.com/watch?v=09Adqt5kUgU and discuss <input type="checkbox"/> Examine the portrait <i>Margaret Olley</i> by William Dobell (1948 Archibald Prize Winner). Discuss the image using the same prompts as above. <input type="checkbox"/> Watch Young Archie 2016 https://www.youtube.com/watch?v=aqJbhqXFXnk <input type="checkbox"/> Brief for OLR Archibald Prize Competition (Week 10) <ul style="list-style-type: none"> <input type="radio"/> Choose someone who has influenced your life (e.g. family, friends, sporting hero) or draw a self-portrait of you <input type="radio"/> Create a portrait of this person <input type="radio"/> Choose the size of your work – either A4 or A3 art paper <input type="radio"/> Choose what medium you will use: <ul style="list-style-type: none"> <input type="checkbox"/> Pencils <input type="checkbox"/> Paints <input type="checkbox"/> Charcoal <input type="checkbox"/> Watercolours <input type="checkbox"/> Oil pastels <input type="radio"/> Submit your artwork by the end of Week 9 ready for the school Archibald Prize in Week 10. <input type="radio"/> Write a short piece explaining why this person is influential in your life. <p>Reflection on Learning:</p>	<ul style="list-style-type: none"> <input type="checkbox"/> NSW art gallery website <input type="checkbox"/> BTN Website <input type="checkbox"/> Archibald Prize winning artworks <div style="text-align: right; margin-top: 20px;">   </div>



Year 6 Visual Arts Unit 2017

Portraiture & the Archibald Prize

SESSION	LEARNING EXPERIENCES	RESOURCES
<p>THREE: (2 Weeks)</p> <p>Andy Warhol inspired portraiture</p> <p>VAS3.1 VAS3.2 VAS3.3 VAS3.4</p> <p>KLA Links:</p>	<p>Learning Intention: <i>We are learning to use photography to create portraits</i></p> <ul style="list-style-type: none"> <input type="checkbox"/> Examine the portraits Marilyn Monroe by Andy Warhol (1964). Discuss the image using the following prompts: <ul style="list-style-type: none"> ○ What do you see, observe or notice? ○ How does this make you feel? ○ What gains your attention first? Why do you think that is? ○ What mood is created by the portrait? ○ What does it make you think? ○ What questions or puzzles do you have about this portrait? <input type="checkbox"/> Take portrait photographs of the students. They can choose to use all of the same images (set of 4-6) or have each image a different face or pose (set of 4-6). <input type="checkbox"/> Print images out in black and white with all four – six on one page. <input type="checkbox"/> Students experiment with the use of colour to make each image different and stand out. Students should refer back to the colour wheel to explore contrasting colours. Medium = watercolour <input type="checkbox"/> Display <p>Reflection on Learning:</p>	<ul style="list-style-type: none"> <input type="checkbox"/> A4/A3 paper <input type="checkbox"/> watercolour <input type="checkbox"/> Camera or iPad <input type="checkbox"/> <div style="text-align: center;">   </div>



Year 6 Visual Arts Unit 2017

Portraiture & the Archibald Prize

SESSION	LEARNING EXPERIENCES	RESOURCES
<p>FOUR: (2-3 Weeks)</p> <p>Exploring expressionism through portraiture</p> <p>VAS3.1 VAS3.2 VAS3.3 VAS3.4</p> <p>KLA Links:</p>	<p>Learning Intention: <i>We are learning to explore expressionism in portraits</i></p> <ul style="list-style-type: none"> <input type="checkbox"/> Examine the portraits The Scream by Edvard Munch (1893). Discuss the image using the following prompts: <ul style="list-style-type: none"> ○ What do you see, observe or notice? ○ How does this make you feel? ○ What gains your attention first? Why do you think that is? ○ What mood is created by the portrait? ○ What does it make you think? ○ What questions or puzzles do you have about this portrait? <input type="checkbox"/> Pose the question: What is expressionism? <i>A style of art in which the intention is not to produce a subject accurately, but instead to portray it in such a way as to express an emotion.</i> <input type="checkbox"/> Examine a range of expressionist artworks and discuss the emotion they depict and what the author did to show that emotion. <ul style="list-style-type: none"> ○ Farmer, Dimboola by Sidney Nolan (1942) ○ The Magistrate by Noel Counihan (1954) ○ Portrait of Gerda by Ernst Kirchner (1914) ○ Feminine Emotion by Martina Shapiro (2008) https://www.youtube.com/watch?v=kQzdgf6_iq0&index=1&list=PLD57436671CD6AFCA <input type="checkbox"/> Create an artwork that depicts an emotion <ul style="list-style-type: none"> ○ Choose an emotion to portray ○ Brainstorm ways that emotion could be depicted in art ○ Decide which medium you will use □ watercolour, paint, oil pastel, pencil, charcoal etc. ○ Create and display artwork <p>Reflection on Learning:</p>	<ul style="list-style-type: none"> <input type="checkbox"/> A4 paper <input type="checkbox"/> watercolour <input type="checkbox"/> Paint <input type="checkbox"/> Oil pastels <input type="checkbox"/> Pencils <input type="checkbox"/> Charcoal <div style="display: flex; flex-direction: column; align-items: center;">   </div>

Year 6 Visual Arts Unit 2017

Portraiture & the Archibald Prize

SESSION	LEARNING EXPERIENCES	RESOURCES
<p>FIVE: (2-3 Weeks)</p> <p>Pablo Picasso inspired portraiture</p> <p>VAS3.1 VAS3.2 VAS3.3 VAS3.4</p> <p>KLA Links: Mathematics</p>	<p>Learning Intention: <i>We are learning to use shapes to create portraits</i></p> <ul style="list-style-type: none"> □ Examine the portraits The Weeping Woman by Pablo Picasso (1937). Discuss the image using the following prompts: <ul style="list-style-type: none"> ○ What do you see, observe or notice? ○ How does this make you feel? ○ What gains your attention first? Why do you think that is? ○ What mood is created by the portrait? ○ What does it make you think? ○ What questions or puzzles do you have about this portrait? □ Watch https://www.youtube.com/watch?v=RINf5XZDcQs Discuss how Picasso uses shapes to create the artwork. □ Create a portrait the uses shapes to depict a person <ul style="list-style-type: none"> ○ Decide which medium you will use → watercolour, paint, oil pastel, pencil, charcoal etc. ○ Create and display artwork <p>Reflection on Learning:</p>	<ul style="list-style-type: none"> □ A4 paper □ <div style="text-align: right;">   </div>