

Learning Objective – The portrait artists were introduced to the students at the start of the art project in class. The aim of the HW is to extend the students understanding of Portraiture and playing cards to practice drawing skills and techniques taught.

Yr8 Portrait

Homework

Project Objective: *You have 10 homework tasks (each for 25 minute blocks) to complete over the next 2 weeks that will guide you towards creating a project linked to the playing card portraits you are creating in class. These homework tasks need to be handed into your teacher in the art lesson that follows the end of the project –*

Find some examples @ www.fulstonks3artdesign.weebly.com

Please remember that Art staff are available to help after school throughout this project and Homework club is available to all students. The project work needs to be completed on paper (available from your Art teachers) and when submitted held together with a paperclip.

We will post notifications for Year 8 on Show My Homework to act as reminders for students to help you organise your time.

Homework Tasks 1 Create a front cover for this project on A4 paper. (25mins)

You need to complete some basic research into Portrait artwork in order for you to create a front cover that includes the word **Portraits**.

- You need to consider size and style of the lettering
- You need to consider how to add colour and decoration around the word. You could create a border pattern
- You **should** draw and find images of Portraits to place around the word

Homework Task 2&3. (50mins)

Using cartridge paper, draw a close-up of an eye. Look at the examples on the website to see how the artist has applied tone with their drawing pencil.

Homework Task 4. Comparison Alley (25mins)

Analyse the Portrait artist on this page using the comparison grid. Think about the language you are using and aim to include key words.



Vincent Van Gogh

Date:

Comparison Alley
Compare/Contrast

What is unique about this image?

Comparison Alley

Similarities

What is unique about this image?

A comparison grid consisting of a large triangle with a diagonal line from the top-left to the bottom-right. The top-left corner is labeled 'What is unique about this image?' and has five horizontal lines for writing. The top-right corner is labeled 'Comparison Alley' and has five horizontal lines for writing. The bottom-left corner is labeled 'Similarities' and has five horizontal lines for writing. The bottom-right corner is labeled 'What is unique about this image?' and has five horizontal lines for writing.


Julian Opie



Task:
Compare the two images in the corner sections at the top and bottom; compare similarities in the center diagonal.

Homework Task 5. Complete the Keyword portrait crossword. (25mins)

Portrait Cross-word



Across

- Used a tool to look at yourself to ensure likeness.
- A painting, drawing, photograph, or engraving of a person, especially one depicting only the face or head and shoulders.
- This artist created self-portraits using a range of different colours and brush strokes.

Down

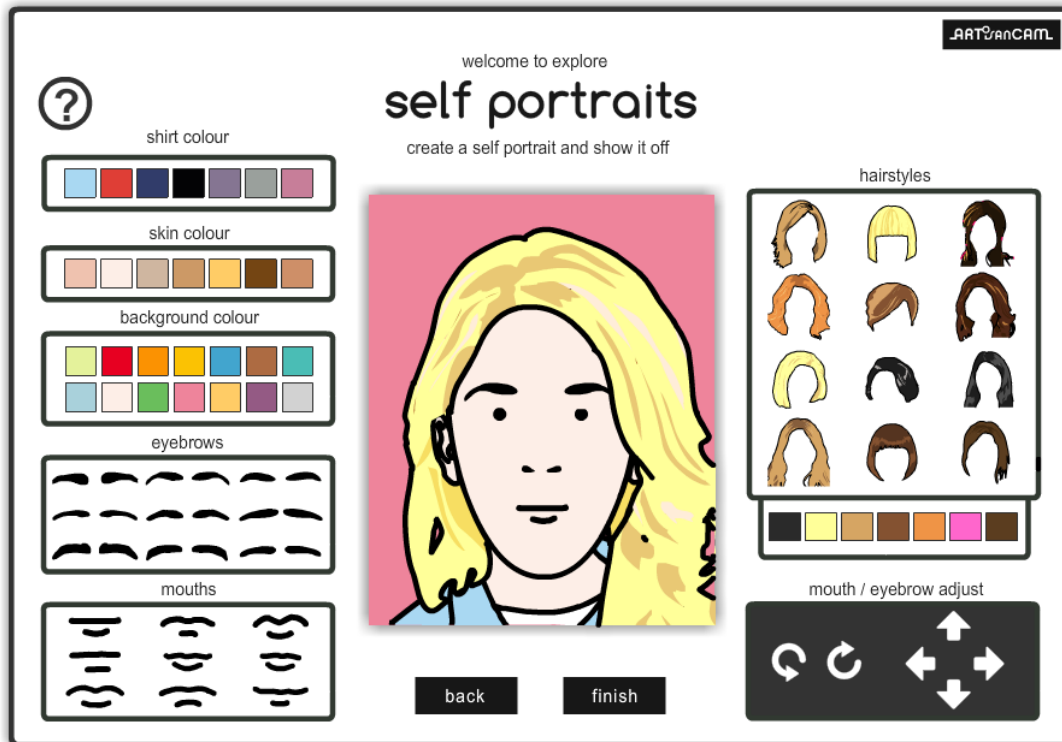
- a technique used to create light & dark tones in a drawing.
- When you create a representation of yourself
- This artist created self-portraits that depicted her feelings through a range of artifacts.
- This artist creates portraits that look like they have been made on a computer
- Refers to the relative size of parts of a whole (elements within an object).
- To create this you should use cross-hatching.

Homework Tasks 6 Opie Portrait Game (25mins)

[Julian Opie Game](#) (Click this link)

<http://www.artisancam.org.uk/flashapps/exploreselfportraits/>

Create your own portrait – print results.



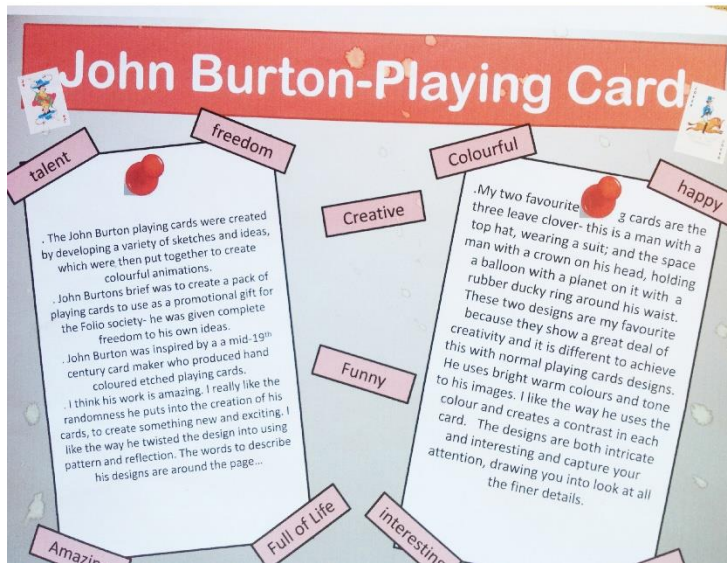
Homework Tasks 7 & 8 (50mins)

Create a study page based on John Burton's playing card designs.

In your written work you should explore the following points using the link provided to research the information.

- How were the cards created?
- What was the brief that Burton was given?
- Where is Burton get his inspiration from?
- What do you think of the work?
- Pick one or two cards to analyse in detail. Explain why you have picked this card? How does Burton make his illustrations more interesting?
- Think of 10 words to describe his work - Place these work around your page.

I am looking for good presentation for this study page.



Homework 9 &10 (50mins)


Using the attachment create your own playing card portrait.

Consider:

- Using a photograph of yourself and decorating?
- Drawing yourself as Royalty
- Using another person or character for your design.
- Also thinking of the back of your playing card.



K



0